

# **BALDOR**® • ***RELIANCE***

## **Product Information Packet**

# **EM2555TS-12**

**100HP,1780RPM,3PH,60HZ,404TS,4484M,OPSB**

Part Detail							
Revision:	G	Status:	PRD/A	Change #:		Proprietary:	No
Type:	AC	Prod. Type:	4484M	Elec. Spec:	44WG316	CD Diagram:	CD0104
Enclosure:	OPSB	Mfg Plant:		Mech. Spec:	44F006	Layout:	44LYF006
Frame:	404TS	Mounting:	F1	Poles:	04	Created Date:	07-06-2011
Base:	RG	Rotation:	R	Insulation:	F	Eff. Date:	01-13-2017
Leads:	12#4					Replaced By:	
Literature:		Elec. Diagram:					

Nameplate NP2138L												
CAT.NO.	EM2555TS-12			P/N				ENCLOSURE	OPSB			
SPEC.	44F006W316G1		CC	010A		FRAME	404TS		S/N			
HP	100			CLASS	F		HZ	60				
RPM	1780			PH	3		DES	A				
VOLT	230/460				KVA-CODE	H		ODE BRG	6312		DE BRG	6316
AMP	236/118			USABLE AT 208V	248							
RATING	40C AMB-CONT			GREASE	POLYREX EM							
NEMA-NOM-EFF	95.4	PF	83		SER.F.	1.15						
HTR-VOLTS			HTR-AMPS			MAX. SPACE HEATER TEMP.						

Parts List		
Part Number	Description	Quantity
SA226410	SA 44F006W316G1	1.000 EA
RA213508	RA 44F006W316G1	1.000 EA
S/P107-000-004	SUPER-E(284 FR. & UP)-CL PLANT,POLYREX E	1.000 EA
HA6731	LIFTING LUG FOR 44 FRAME MOTORS.	2.000 EA
HA6648A01	CAST ADAPTER, 44 FRAME - NEMA 404-5 - MA	1.000 EA
19XW3816A16	.38-16 X 1.00 HEX WASHER HEAD TAPTITE II	2.000 EA
HW1001A38	LOCKWASHER 3/8, ZINC PLT .688 OD, .382 I	2.000 EA
18CB1006A04	CB 318 3.62 LD HOLE, .38 MTG HOLE & 3.88	1.000 EA
19XW3118A16	.31-18 HEX WASHER HEAD TAPTITE II 1.00 L	4.000 EA
HW1001A31	LOCKWASHER 5/16, ZINC PLT.591 OD, .319 I	4.000 EA
WD1000B25	GND LUG, BURNDY L125HP OR T&B L125HP-BB	1.000 EA
10XN3118K08	5/16-18 X .50 GRADE #5, STL, ZINC PLATE	1.000 EA
HW1001A31	LOCKWASHER 5/16, ZINC PLT.591 OD, .319 I	1.000 EA
44EP1203A02	FREP, MACH	1.000 EA
HA4051A00	PLASTIC CAP FOR GREASE FITTING	1.000 EA
HW5100A15	W4997-050 WVY WSHR (WB)	1.000 EA
10XN3816K48	3/8-16 X 3 HEX HD CAP SCREW,Z/P	4.000 EA
HW1001A38	LOCKWASHER 3/8, ZINC PLT .688 OD, .382 I	4.000 EA
44EP1202A01	PU ENDPLATE, MACH.	1.000 EA
HA4051A00	PLASTIC CAP FOR GREASE FITTING	1.000 EA
XY5013A12	NUT,1/2-13,HEX,STEEL,ZINCPLATED	8.000 EA
18CB1506A01	CB LID 318 FOR 18CB1006	1.000 EA
10XN3118K16	5/16-18 X 1' GRADE #5, STL, ZINC PLATE	4.000 EA
HW1001A31	LOCKWASHER 5/16, ZINC PLT.591 OD, .319 I	4.000 EA

<b>Parts List (continued)</b>		
<b>Part Number</b>	<b>Description</b>	<b>Quantity</b>
HW2501H24	KEY, 1/2 SQ X 2.750	1.000 EA
MN416A01	TAG-INSTAL-MAINT no wire (1000/bx) 11/14	1.000 EA
44AD2001A01	BAFFLE 44 OPEN,"X"=1.00, SLOTTED BAND MT	1.000 EA
HW4500A03	GREASE FITTING, .125 NPT 1610(ALEMITE) 8	1.000 EA
HW4500A20	1/8NPT SL PIPE PLUG	1.000 EA
MJ1000A02	GREASE, POLYREX EM EXXON (USe 4824-15A)	0.030 LB
44AD2001A01	BAFFLE 44 OPEN,"X"=1.00, SLOTTED BAND MT	1.000 EA
HW4500A03	GREASE FITTING, .125 NPT 1610(ALEMITE) 8	1.000 EA
HW4500A20	1/8NPT SL PIPE PLUG	1.000 EA
MG1000Y03	MUNSELL 2.53Y 6.70/ 4.60, GLOSS 20,	0.080 GA
85XU0407S04	4X1/4 U DRIVE PIN STAINLESS	4.000 EA
LB1115N	LABEL,LIFTING DEVICE (ON ROLLS)	1.000 EA
HA3175A04	THRUBOLT STUD 1/2-13 X 26.000 - GRADE 2	4.000 EA
LB1119N	WARNING LABEL	1.000 EA
LC0104A01	CONNECTION DIAGRAM	1.000 EA
NP2138L	ALUM SUPER-E UL CSA-EEV PREM CC (300	1.000 EA
44PA1000	PK GP COMB PRINT 39-3/8X31X23-7/8	1.000 EA

<b>Accessories</b>		
<b>Part Number</b>	<b>Description</b>	<b>Multiplier</b>
44-1402	C FACE KIT 44/404-5UC TC 6316 BRG	A8

**AC Induction Motor Performance Data**

Record # 32036 - Typical performance - not guaranteed values

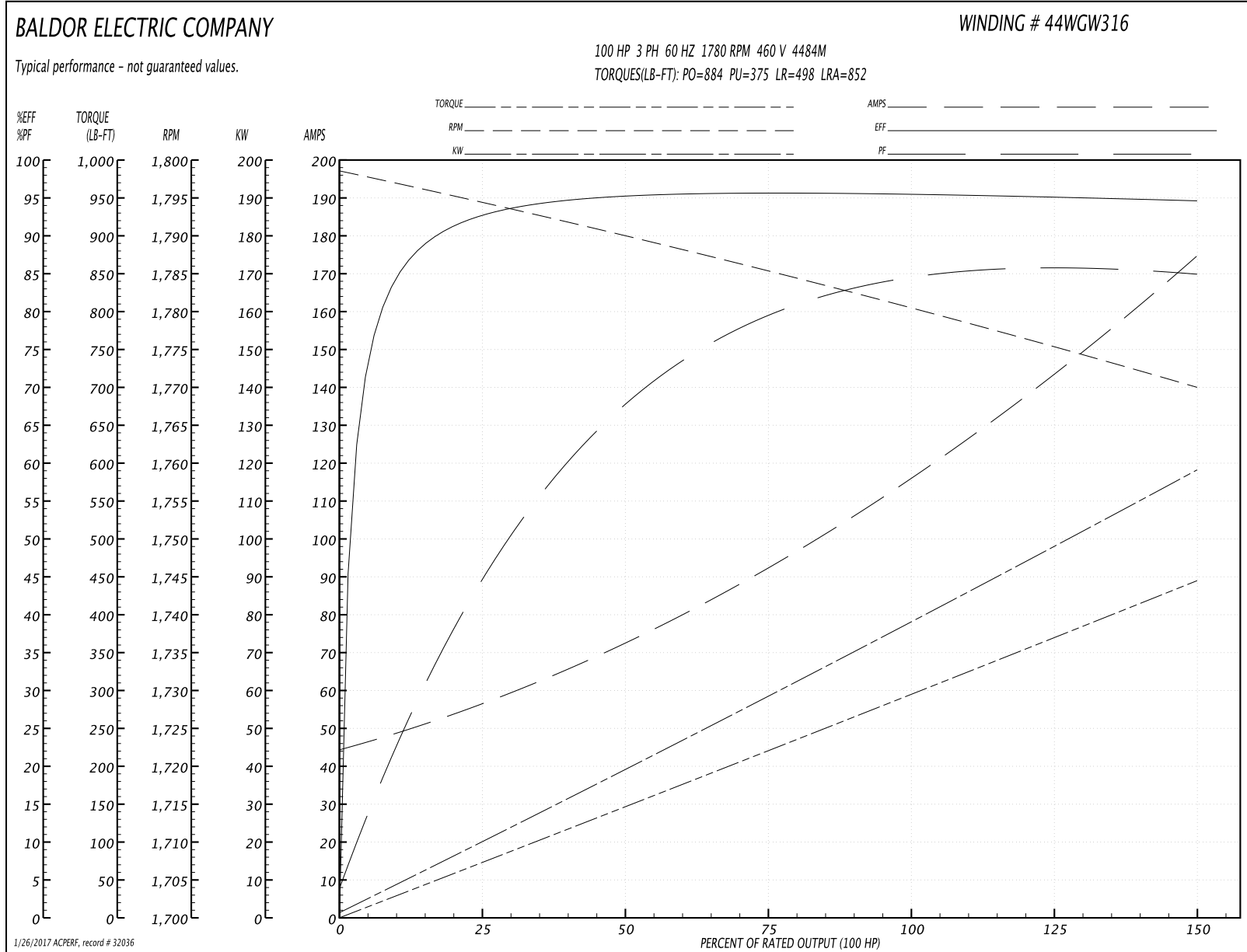
<b>Winding:</b> 44WGW316-R001	<b>Type:</b> 4484M	<b>Enclosure:</b> OPSB
-------------------------------	--------------------	------------------------

Nameplate Data				460 V, 60 Hz: High Voltage Connection	
Rated Output (HP)	100			Full Load Torque	295 LB-FT
Volts	230/460			Start Configuration	direct on line
Full Load Amps	236/118			Breakdown Torque	884 LB-FT
R.P.M.	1780			Pull-up Torque	375 LB-FT
Hz	60	Phase	3	Locked-rotor Torque	498 LB-FT
NEMA Design Code	A	KVA Code	H	Starting Current	852 A
Service Factor (S.F.)	1.15			No-load Current	46.4 A
NEMA Nom. Eff.	95.4	Power Factor	83	Line-line Res. @ 25°C	0.045551 Ω
Rating - Duty	40C AMB-CONT			Temp. Rise @ Rated Load	47°C
S.F. Amps				Temp. Rise @ S.F. Load	57°C
				Locked-rotor Power Factor	25
				Rotor inertia	15.9 LB-FT <sup>2</sup>

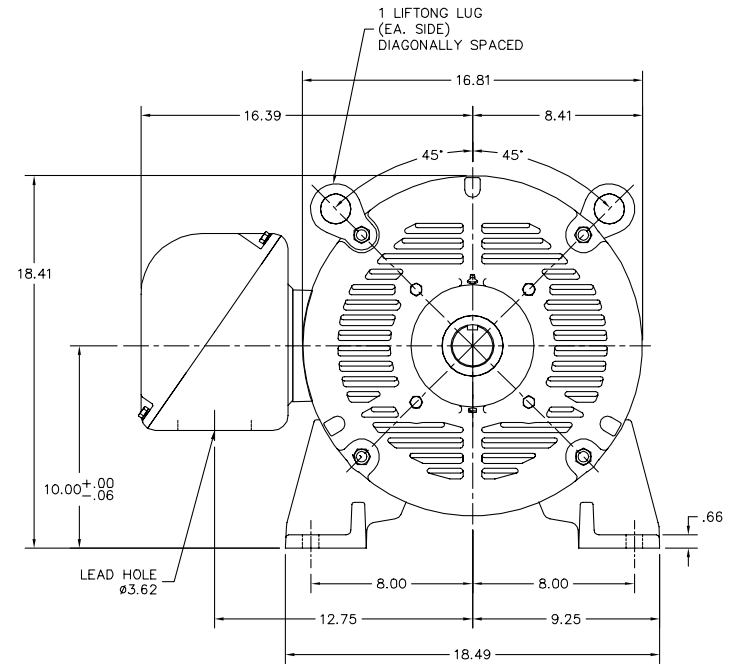
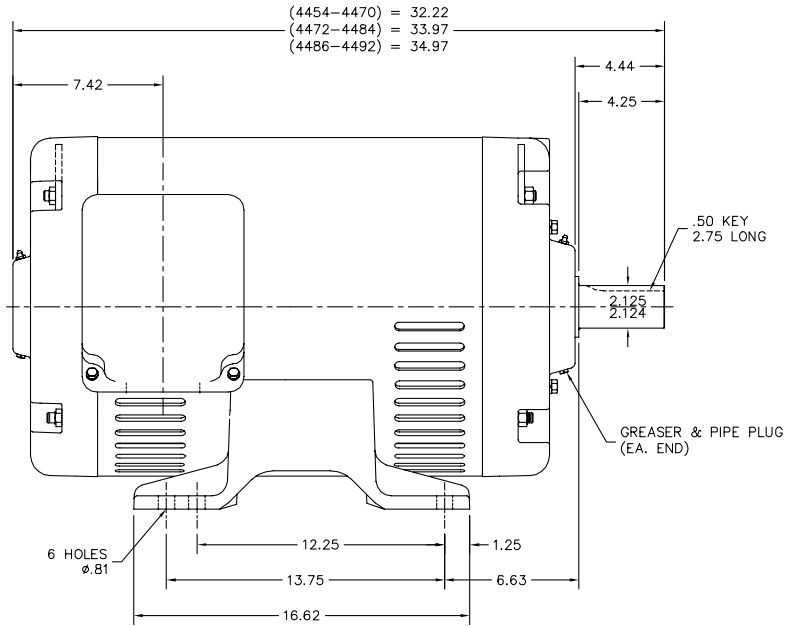
Load Characteristics 460 V, 60 Hz, 100 HP

% of Rated Load	25	50	75	100	125	150	S.F.
Power Factor	46	70	79	83	85	86	84
Efficiency	92.6	95.3	95.7	95.6	95.2	94.6	95.4
Speed	1794	1789.8	1785.5	1780.7	1775.5	1769.8	1778
Line amperes	54.2	70.6	92.8	118	145	173	134

Performance Graph at 460V, 60Hz, 100.0HP Typical performance - Not guaranteed values



44LYF006



44LYF006

CUSTOMER IS RESPONSIBLE FOR DETERMINING THAT BALDOR'S PRODUCT WILL PERFORM SUITABLY IN THE INTENDED APPLICATION.

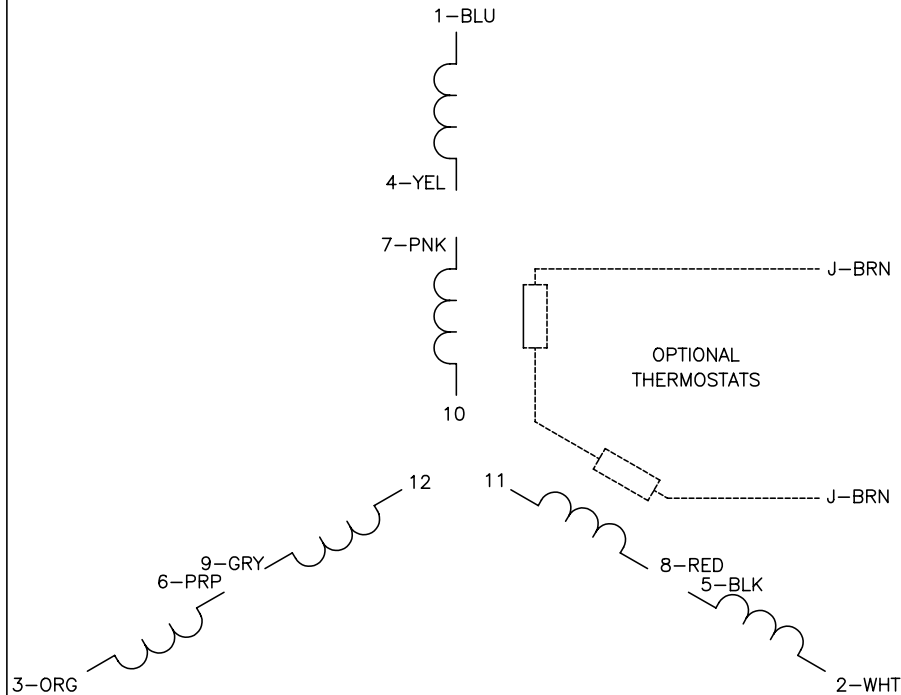
REV. DESC: ADDED MISSING DIMENSION		
REV. LTR: B	VERSION: 02	TDR: 000000858752
FILE: \AAA\00097\518	REVISED: 09:14:19 06/18/2014	BY: ENNINDO
MTL: -		

**BALDOR**

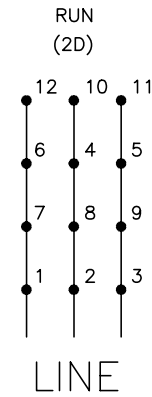
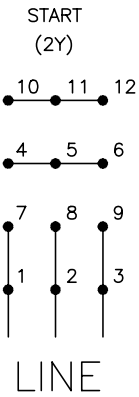
HORZ OPSB 404-5TS

SH 1 of 1

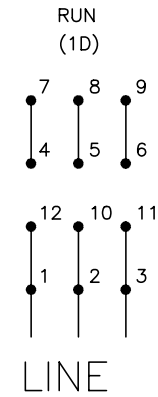
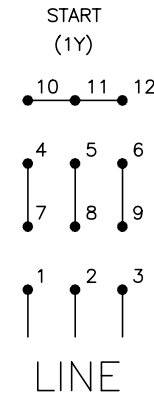
CD0104



**LOW VOLTAGE**



**HIGH VOLTAGE**



**NOTES:**

1. INTERCHANGE ANY TWO LINE LEADS TO REVERSE ROTATION.
2. OPTIONAL THERMOSTATS ARE PROVIDED WHEN SPECIFIED.
3. ACTUAL NUMBER OF INTERNAL PARALLEL CIRCUITS MAY BE A MULTIPLE OF THOSE SHOWN ABOVE.
4. LEAD COLORS ARE OPTIONAL. LEADS MUST ALWAYS BE NUMBERED AS SHOWN.

REV. DESC: REVISE TO SHOW OPTIONAL COLORS			
REV. LTR: C	BY: JLP	REVISED: 01/19/99 4:24	TDR: 0171435
CD0104		FILE: AAA00008377	MDL: -
		MTL: -	

**BALDOR ELECTRIC Co.**

3PH, DV, 12 LEADS, Y START/D RUN

CD0104