

# **BALDOR**® • **RELIANCE**

## **Product Information Packet**

# **EBM3707Y**

**5HP,1750RPM,3PH,60HZ,215,3644M,TEFC,F1,B**

Part Detail							
Revision:	F	Status:	PRD/A	Change #:		Proprietary:	No
Type:	AC	Prod. Type:	3644M	Elec. Spec:	36WGR639	CD Diagram:	CD0005
Enclosure:	TEFC	Mfg Plant:		Mech. Spec:	36K140	Layout:	36LYK140
Frame:	215	Mounting:	F1	Poles:	04	Created Date:	03-24-2015
Base:	RG	Rotation:	R	Insulation:	F	Eff. Date:	10-26-2016
Leads:	9#16					Replaced By:	
Literature:		Elec. Diagram:					

Nameplate NP1259L										
CAT.NO.	EBM3707Y									
SPEC.	36K140R639G1									
HP	5									
VOLTS	230/460									
AMP	13.8/6.9									
RPM	1750									
FRAME	215				HZ	60			PH	3
SER.F.	1.15		CODE	K	DES	A		CL	F	
NEMA-NOM-EFF	89.5		PF	76						
RATING	40C AMB-CONT									
CC	010A				USABLE AT 208V			14.2		
DE	6206				ODE	6205				
ENCL	TEFC		SN							

Parts List		
Part Number	Description	Quantity
SA295832	SA 36K140R639G1	1.000 EA
RA281890	RA 36K140R639G1	1.000 EA
HW3200A01	3/8-16X3/4 I-BLT WELDED F/S	1.000 EA
36CB3004A31	36 CB 1.38 @ 6	1.000 EA
36GS1000	GASKET-CONDUIT BOX, .06 THICK #SV-330 LE	1.000 EA
51XB1016A07	10-16 X 7/16 HXWSSLD SERTYB	2.000 EA
36EP3306A04	FR ENDPLATE, MACH .281 FOR T-BOLT, W/O T	1.000 EA
HW4500A01	1641B(ALEMITE)400 UNIV, GREASE FITT	1.000 EA
HW5100A05	WVY WSHR F/205 & 304 BRGS	1.000 EA
36EP3100A02	PU ENDPLATE, MACH	1.000 EA
HW4500A01	1641B(ALEMITE)400 UNIV, GREASE FITT	1.000 EA
HA3101A58	THRUBOLT 1/4-20 X 12.875 TDR #45540	4.000 EA
XY2520A12	1/4-20 HEX NUT, DIRECTIONAL SERRATIONS	4.000 EA
HW2500A16	EY, USA #606, WOODRUFF	1.000 EA
51XB1214A16	12-14X1.00 HXWSSLD SERTYB	1.000 EA
36FH4009A05SP	IEC FH,GREASER & 1.38 SHAFT HOLE,W/	1.000 EA
51XW1032A06	10-32 X .38, TAPTITE II, HEX WSHR SLTD S	3.000 EA
HW2501D08	KEY, 3/16 SQ X .875 AUTO	1.000 EA
36CB4516	36 LIPPED CB LID	1.000 EA
37GS1001	GASKET, CONDUIT BOX LID, .06 THICK LEXID	1.000 EA
51XW0832A07	8-32 X .44, TAPTITE II, HEX WSHR SLTD SE	4.000 EA
HW2501E18	KEY, 1/4 SQ X 2.000	1.000 EA
HA7000A02	KEY RETAINER RING, 1 1/8 DIA, 1 3/8 DIA	1.000 EA
LB1115N	LABEL,LIFTING DEVICE (ON ROLLS)	1.000 EA

<b>Parts List (continued)</b>		
<b>Part Number</b>	<b>Description</b>	<b>Quantity</b>
85XU0407S04	4X1/4 U DRIVE PIN STAINLESS	2.000 EA
MJ1000A02	GREASE, POLYREX EM EXXON (USe 4824-15A)	0.050 LB
36FN3000A02SP	EXFN, PLASTIC, 7.00 OD, 1.175 ID	1.000 EA
MG1000G27	MED CHARCOAL METALLIC GREY 400-0096	0.022 GA
76BK6100DQF	1-056-061-00-DQF BRAKE TDR 96653	1.000 EA
84XN3816J36	3/8-16X2-1/4 SOCK HD, BK OX	4.000 EA
LB1404	BRAKE CONNECTION LABEL	1.000 EA
LC0005E01	CONN.DIA./WARNING LABEL (LC0005/LB1119N)	1.000 EA
NP1259L	ALUM SUPER-E UL CSA-EEV CC NEMA PREMIUM	1.000 EA
G0PA1000	PKG GRP, PRINT PK1026A06	1.000 EA
MN416A01	TAG-INSTAL-MAINT no wire (1200/bx) 11/14	1.000 EA

**AC Induction Motor Performance Data**

Record # 53352 - Typical performance - not guaranteed values

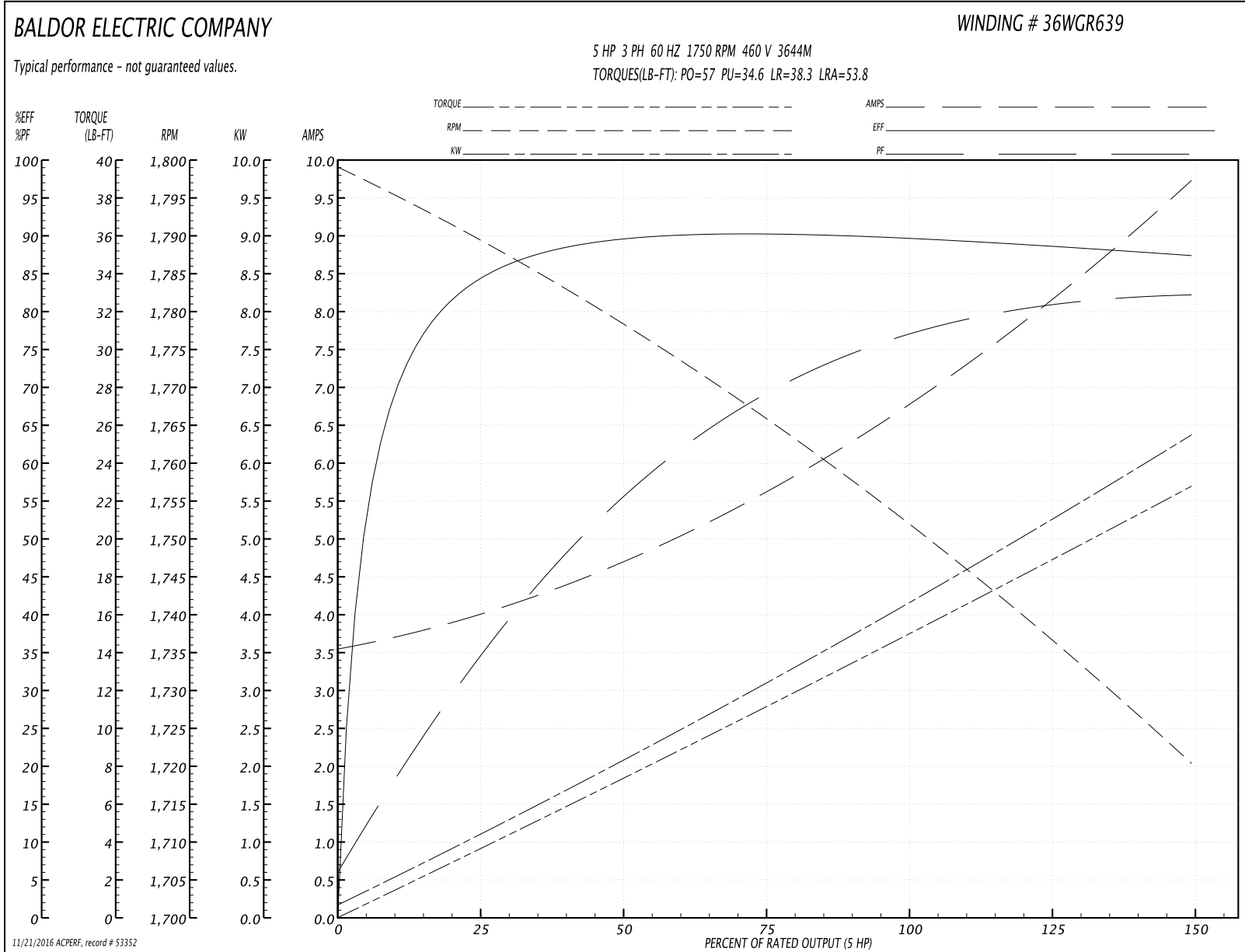
<b>Winding:</b> 36WGR639-R004	<b>Type:</b> 3644M	<b>Enclosure:</b> TEFC
-------------------------------	--------------------	------------------------

Nameplate Data				460 V, 60 Hz: High Voltage Connection	
Rated Output (HP)	5			Full Load Torque	14.9 LB-FT
Volts	230/460			Start Configuration	direct on line
Full Load Amps	13.8/6.9			Breakdown Torque	57 LB-FT
R.P.M.	1750			Pull-up Torque	34.6 LB-FT
Hz	60	Phase	3	Locked-rotor Torque	38.3 LB-FT
NEMA Design Code	A	KVA Code	K	Starting Current	53.8 A
Service Factor (S.F.)	1.15			No-load Current	3.62 A
NEMA Nom. Eff.	89.5	Power Factor	76	Line-line Res. @ 25°C	2.12 Ω
Rating - Duty	40C AMB-CONT			Temp. Rise @ Rated Load	71°C
S.F. Amps				Temp. Rise @ S.F. Load	85°C
				Rotor inertia	0.41 LB-FT <sup>2</sup>

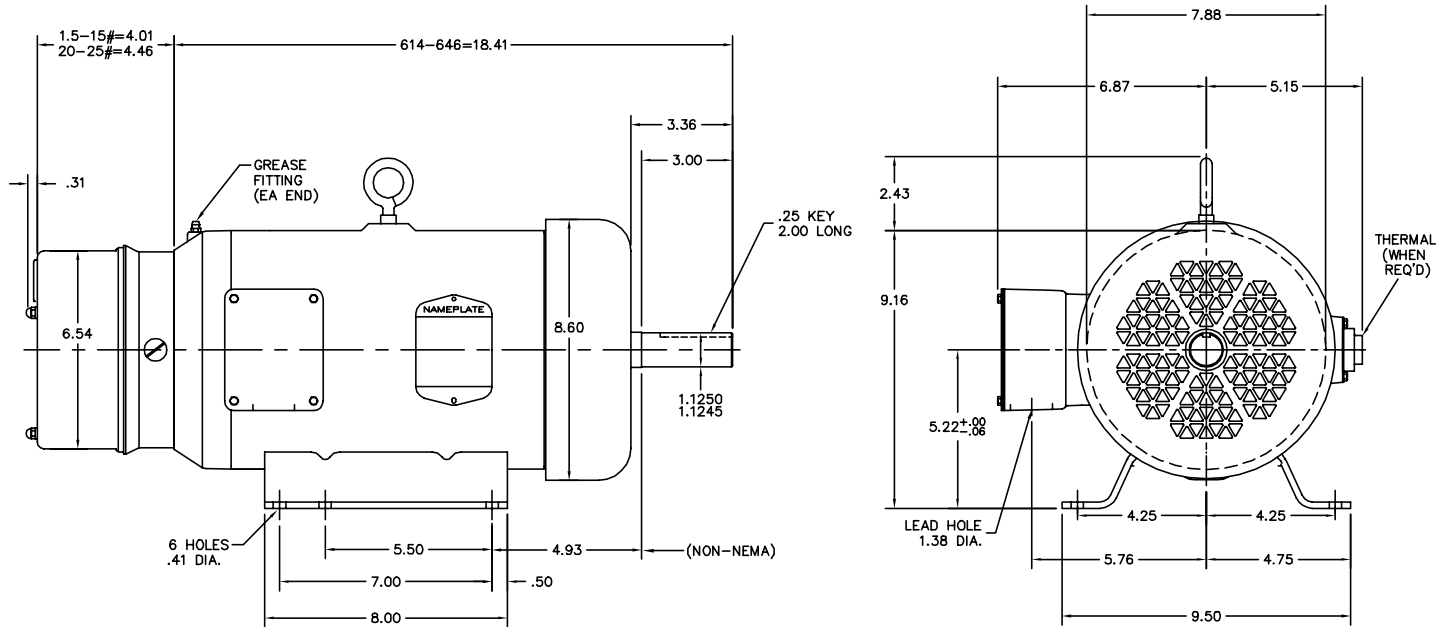
Load Characteristics 460 V, 60 Hz, 5 HP

% of Rated Load	25	50	75	100	125	150	S.F.
Power Factor	36	57	69	76	81	82	79
Efficiency	83.9	89.2	90.3	89.7	89	87.3	89.3
Speed	1790	1778	1765	1753	1737	1720	1743
Line amperes	3.91	4.62	5.69	6.86	8.09	9.73	7.6

Performance Graph at 460V, 60Hz, 5.0HP Typical performance - Not guaranteed values



36LYK140



CUSTOMER IS RESPONSIBLE FOR DETERMINING THAT MOTOR PERFORMANCE IS SUITABLE IN THE APPLICATION.

REV. DESC: NEW			
REV. LTR: -	BY: M/M	REVISED: 08:26:52 12/12/2001	TDR: 255424
FILE: AAA00090823	REF: 36LYK140		
MTL: -			

**BALDOR ELECTRIC Co.**

HORZ 213-5 TEFC 36M W/76 SERIES BRAKE

36LYK140

CD0005

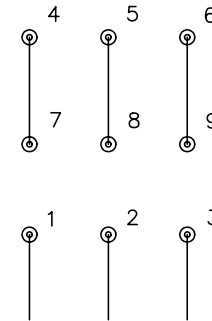


LOW VOLTAGE  
(2Y)



LINE

HIGH VOLTAGE  
(1Y)



LINE

NOTES:

1. INTERCHANGE ANY TWO LINE LEADS TO REVERSE ROTATION.
2. OPTIONAL THERMOSTATS ARE PROVIDED WHEN SPECIFIED.
3. ACTUAL NUMBER OF INTERNAL PARALLEL CIRCUITS MAY BE A MULTIPLE OF THOSE SHOWN ABOVE.
4. LEAD COLORS ARE OPTIONAL. LEADS MUST ALWAYS BE NUMBERED AS SHOWN.

REV. DESC: REVISE TO SHOW OPTIONAL COLORS

REV. LTR: E BY: JLP

REVISED: 01/19/99 10:15

TDR: 0171435

9000D

FILE: AAA00005140

MDL: -

MTL: -

**BALDOR ELECTRIC Co.**

3PH, DV, 9 LEADS

CD0005