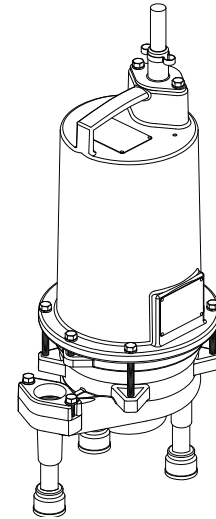


Submersible Grinder Pumps

DISCHARGE	1¼" NPT, Female, Vertical, Bolt-On Flange
LIQUID TEMPERATURE	160°F (71°C) Intermittent
VOLUTE	Cast Iron ASTM A-48, Class 30
MOTOR HOUSING	Cast Iron ASTM A-48, Class 30
SEAL PLATE	Cast Iron ASTM A-48, Class 30
LEGS	Removable and Adjustable
IMPELLERS: Design	12 Vane, Vortex, With Pump Out Vanes On Back Side. Dynamically Balanced, ISO G6.3.
<i>Material</i>	Cast Iron ASTM A-48, Class 30
SHREDDING RING	Hardened 440C Stainless Steel, Rockwell® C-55.
CUTTER	Hardened 440C Stainless Steel, Rockwell® C-55.
SHAFT	416 Stainless Steel
SQUARE RINGS	Buna-N
HARDWARE	300 Series Stainless Steel
PAINT	Air Dry Enamel.
SEAL:	
<i>Design</i>	Single Mechanical
<i>Material</i>	Silicon-Carbide/Silicon-Carbide/Buna-N
	Hardware -300 Series Stainless
CORD ENTRY	20 ft. (6m) Cord with plug Custom Molded Quick Connect, for Sealing and Strain Relief
UPPER BEARING	Single Row, Ball, Oil Lubricated
<i>Load</i>	Radial
LOWER BEARING	
<i>Load</i>	Single Row, Ball, Oil Lubricated Radial & Thrust
MOTOR:	
<i>Design</i>	NEMA L-Single Phase Torque Curve, Oil-Filled, Squirrel Cage Induction
<i>Insulation</i>	Class F
SINGLE PHASE	Capacitor Start/Capacitor Run.
LEVEL CONTROL:	
<i>A Series</i>	Pipe Mounted, Piggy-Back, Mechanical with 240 Plug
ACCESSORIES	Break Away Fitting (BAF) Check Valve Control Panel



Series: PGPP & PGPH, ProGrind 2HP, 3450RPM, 60Hz

DESCRIPTION:

THE GRINDER PUMP IS DESIGNED TO REDUCE DOMESTIC, COMMERCIAL, INSTITUTIONAL AND LIGHT INDUSTRIAL SEWAGE TO A FINELY GROUND SLURRY

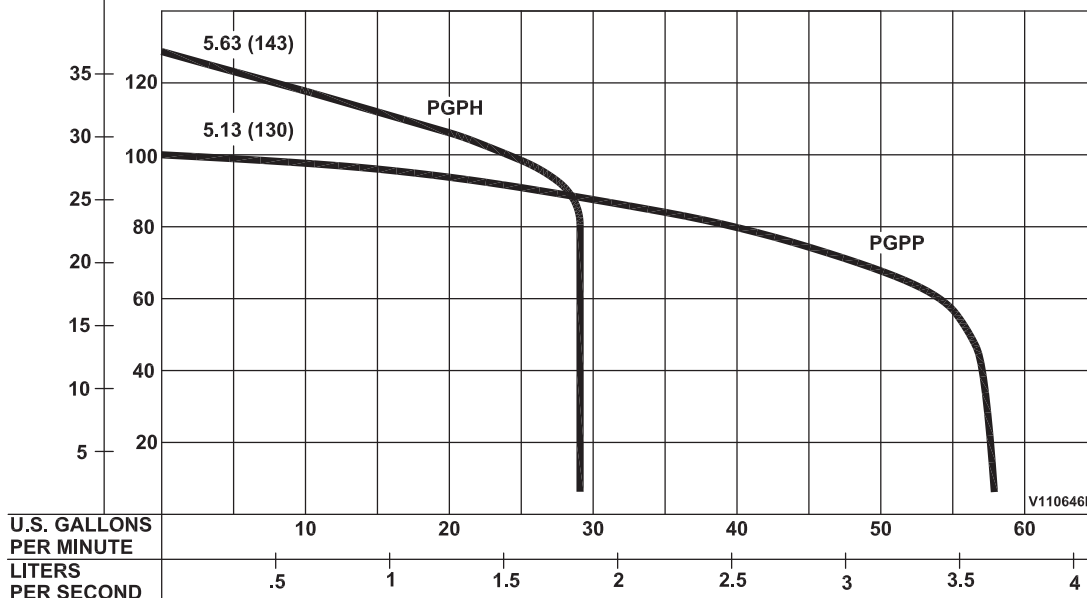


WARNING:

CANCER AND REPRODUCTIVE HARM -
WWW.P65WARNINGS.CA.GOV



TOTAL HEAD
METERS FEET



Testing is performed with water specific gravity of 1.0 @ 68°F (20°C), other fluids may vary performance

Series PGPP, PGPH

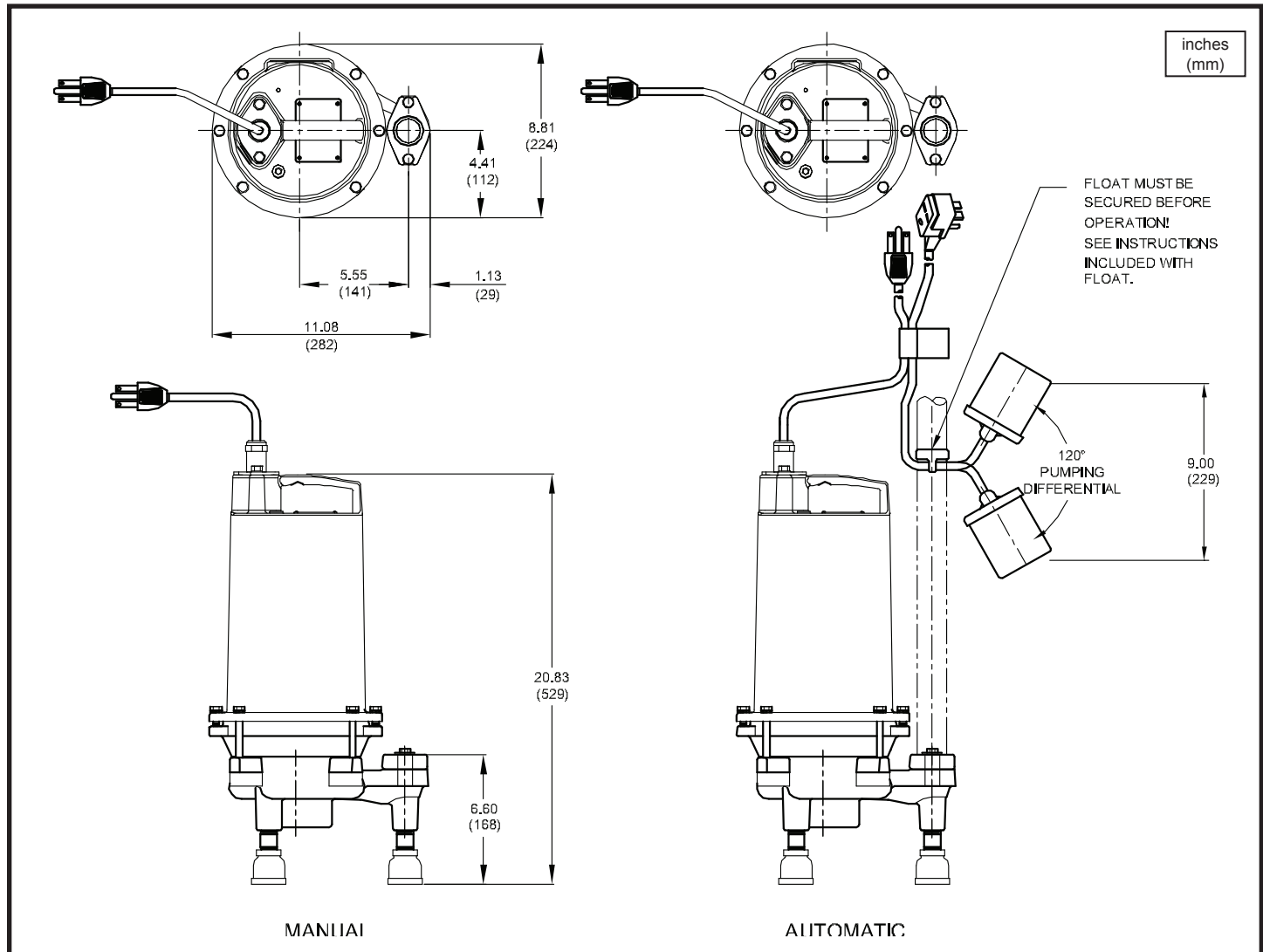
ProGrind, Vortex

BARNES®

Professional Plumbing

www.cranepumps.com

Submersible Grinder Pumps



MANUAL

AUTOMATIC

MODEL NO	PART NO	HP	VOLT/PH	Hz	RPM (Nom)	NEMA START CODE	FULL LOAD AMPS	LOCKED ROTOR AMPS	CORD SIZE	CORD TYPE	CORD O.D. ± .02 (.5) inch (mm)
PGPP2022	110646	2	240/1	60	3450	H	15.0	53.8	14/3	SOW	0.61 (15.5)
PGPP2022A	112916	2	240/1	60	3450	H	15.0	53.8	14/3	SOW	0.61 (15.5)
PGPH2022	131467	2	240/1	60	3450	H	15.0	53.8	14/3	SOW	0.61 (15.5)
PGPH2022A	131468	2	240/1	60	3450	H	15.0	53.8	14/3	SOW	0.61 (15.5)

Order Online: www.PumpCatalog.com

IMPORTANT !

- 1.) PUMP MAY BE OPERATED "DRY" FOR EXTENDED PERIODS WITHOUT DAMAGE TO MOTOR AND/OR SEALS.
- 2.) INSTALLATIONS SUCH AS DECORATIVE FOUNTAINS OR WATER FEATURES PROVIDED FOR VISUAL ENJOYMENT MUST BE INSTALLED IN ACCORDANCE WITH THE NATIONAL ELECTRIC CODE ANSI/NFPA 70 AND/OR THE AUTHORITY HAVING JURISDICTION. THIS PUMP IS NOT INTENDED FOR USE IN SWIMMING POOLS, RECREATIONAL WATER PARKS, OR INSTALLATIONS IN WHICH HUMAN CONTACT WITH PUMPED MEDIA IS A COMMON OCCURRENCE.

SECTION E
PAGE 10
DATE 3/14

CRANE

A Crane Co. Company

PUMPS & SYSTEMS

USA: (937) 778-8947 • Canada: (905) 457-6223 • International: (937) 615-3598