

BALDOR® • RELIANCE

Product Information Packet

EFM3710T

7.5HP, 1770RPM, 3PH, 60HZ, 213T, 3738M, TEFC, F

Part Detail							
Revision:	-	Status:	PRD/A	Change #:		Proprietary:	No
Type:	AC	Prod. Type:	3738M	Elec. Spec:	37WGR872	CD Diagram:	CD0005
Enclosure:	TEFC	Mfg Plant:		Mech. Spec:	37G863	Layout:	37LYG863
Frame:	213T	Mounting:	F2	Poles:	04	Created Date:	12-04-2015
Base:	RG	Rotation:	R	Insulation:	F	Eff. Date:	12-09-2015
Leads:	9#14					Replaced By:	
Literature:		Elec. Diagram:					

Nameplate NP3441L											
CAT.NO.	EFM3710T										
SPEC.	37G863R872G1										
HP	7.5										
VOLTS	230/460										
AMP	19/9.5										
RPM	1770										
FRAME	213T					HZ	60			PH	3
SER.F.	1.15			CODE	J		DES	A		CL	F
NEMA-NOM-EFF	91.7			PF	80						
RATING	40C AMB-CONT										
CC	010A						USABLE AT 208V			20	
DE	6307					ODE	6206				
ENCL	TEFC			SN							
VPWM INVERTER READY											
CT6-60H(10:1)VT3-60H(20:1)											

Parts List		
Part Number	Description	Quantity
SA311393	SA 37G863R872G1	1.000 EA
RA298816	RA 37G863R872G1	1.000 EA
37FN3002C01	EXFN, PLASTIC, 6.00 OD, 1.155 ID	1.000 EA
HW3200A01	3/8-16X3/4 I-BLT WELDED F/S	1.000 EA
37CB3006	37 CB CASTING W/1.38 LEAD HOLE @ 6:00	1.000 EA
37GS1000	GASKET, CONDUIT BOX STD., .06 THICK LEXI	1.000 EA
51XW2520A12	.25-20 X .75, TAPTITE II, HEX WSHR SLTD	2.000 EA
11XW1032G06	10-32 X .38, TAPTITE II, HEX WSHR SLTD U	1.000 EA
HW3001B01	BRASS CUP WASHER, FOR #8 SCREW	1.000 EA
37EP3101A01	FR ENDPLATE, FOR ROUTING PURPOSES	1.000 EA
HW4500A01	1641B(ALEMITE)400 UNIV, GREASE FITT	1.000 EA
HW5100A06	W2420-025 WVY WSHR (WB)	1.000 EA
37PE3100A01	PUEP ASSEMBLY - ROUTING PUPROSES	1.000 EA
HW4500A01	1641B(ALEMITE)400 UNIV, GREASE FITT	1.000 EA
XY3118A12	5/16-18 HEX NUT DIRECTIONAL SERRATION	4.000 EA
51XB1214A20	12-14X1.25 HXWSSLD SERTYB	1.000 EA
07FH4007SP	PRIMED	1.000 EA
51XW1032A06	10-32 X .38, TAPTITE II, HEX WSHR SLTD S	3.000 EA
37CB4516	LIPPED LID FOR 37 FRAME NEC KOBX	1.000 EA
37GS1008	37 GS FOR CB LID - LEXIDE	1.000 EA
51XW0832A07	8-32 X .44, TAPTITE II, HEX WSHR SLTD SE	4.000 EA
HW2501F21	KEY, 5/16 SQ X 2.375	1.000 EA
HA7000A02	KEY RETAINER RING, 1 1/8 DIA, 1 3/8 DIA	1.000 EA
85XU0407S04	4X1/4 U DRIVE PIN STAINLESS	2.000 EA

Parts List (continued)		
Part Number	Description	Quantity
LB1115N	LABEL,LIFTING DEVICE (ON ROLLS)	1.000 EA
MJ1000A02	GREASE, POLYREX EM EXXON (USe 4824-15A)	0.050 LB
MG1000Y03	MUNSELL 2.53Y 6.70/ 4.60, GLOSS 20,	0.028 GA
HA3104A17	5/16-18X13.250 T-BLT/OHIO	4.000 EA
LC0005E01	CONN.DIA./WARNING LABEL (LC0005/LB1119N)	1.000 EA
NP3441L	ALUM SUPER-E VPWM INVERTER READY UL	1.000 EA
37PA1039	PALLET PACK GRP, PRINT PK1026A06	1.000 EA
MN416A01	TAG-INSTAL-MAINT no wire (1000/bx) 11/14	1.000 EA

AC Induction Motor Performance Data

Record # 54275 - Typical performance - not guaranteed values

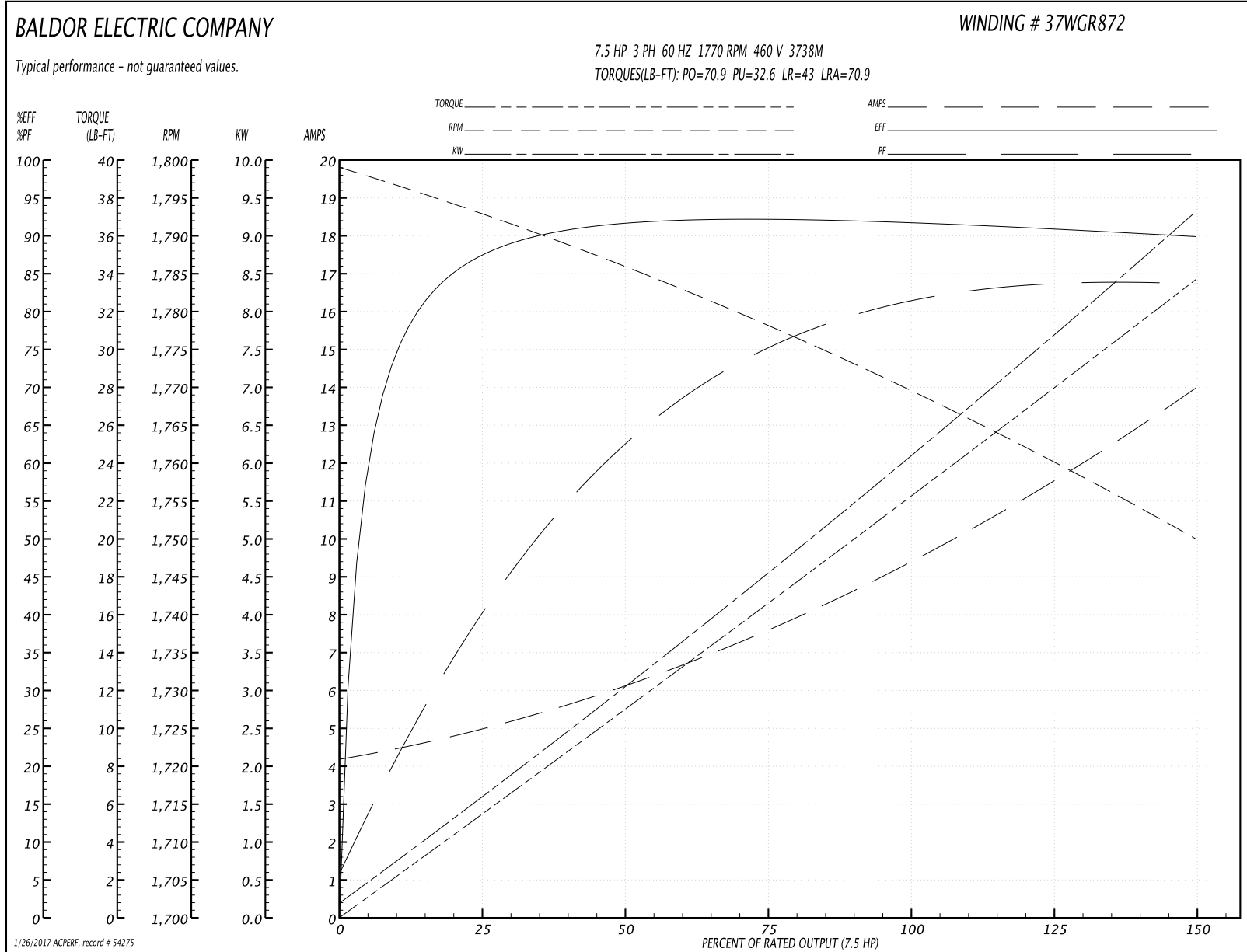
Winding: 37WGR872-R001	Type: 3738M	Enclosure: TEFC
-------------------------------	--------------------	------------------------

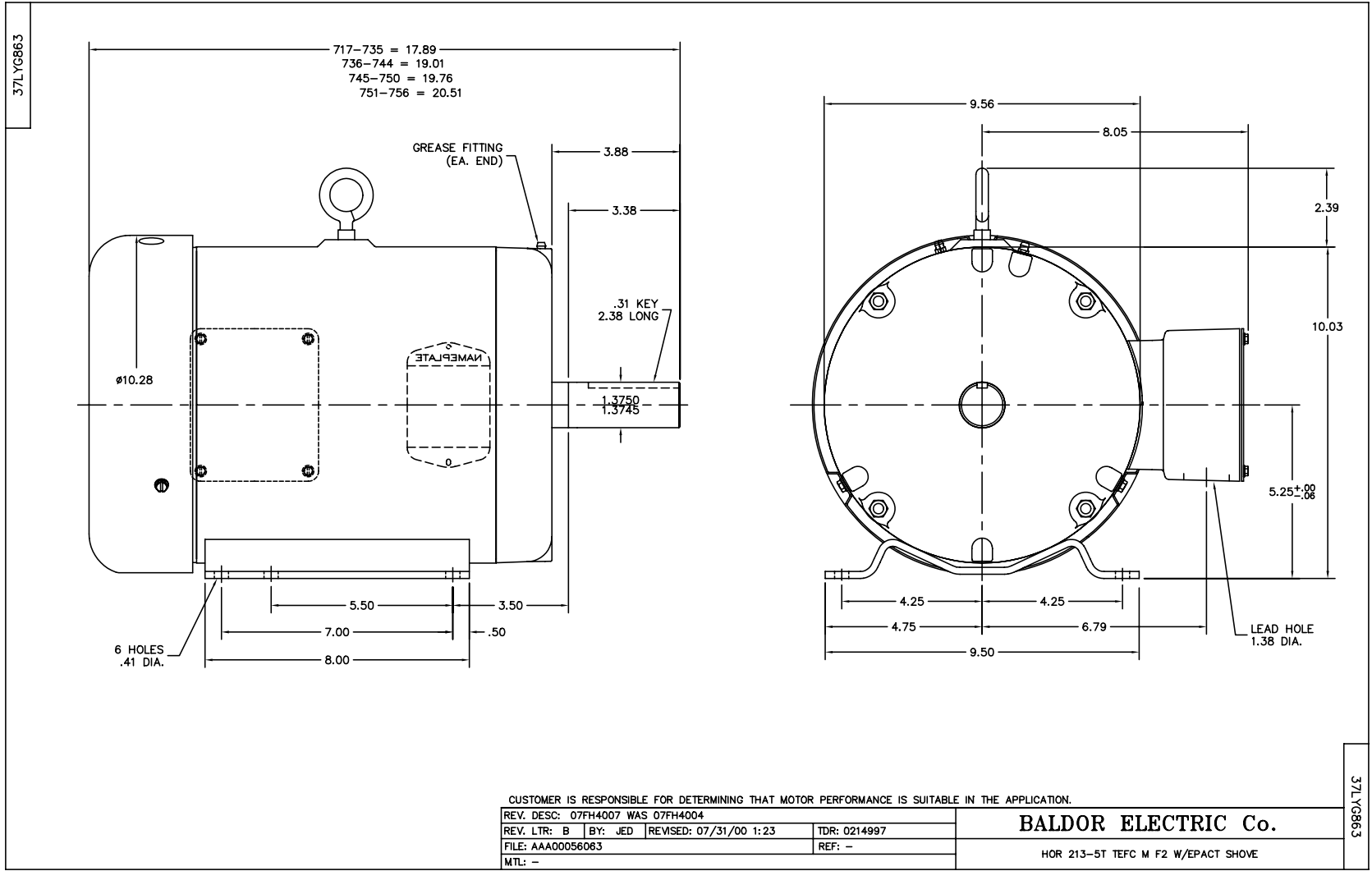
Nameplate Data				460 V, 60 Hz: High Voltage Connection	
Rated Output (HP)	7.5			Full Load Torque	22.2 LB-FT
Volts	230/460			Start Configuration	direct on line
Full Load Amps	19/9.5			Breakdown Torque	70.9 LB-FT
R.P.M.	1770			Pull-up Torque	32.6 LB-FT
Hz	60	Phase	3	Locked-rotor Torque	43 LB-FT
NEMA Design Code	A	KVA Code	J	Starting Current	70.9 A
Service Factor (S.F.)	1.15			No-load Current	4.31 A
NEMA Nom. Eff.	91.7	Power Factor	80	Line-line Res. @ 25°C	1.41 Ω
Rating - Duty	40C AMB-CONT			Temp. Rise @ Rated Load	63°C
S.F. Amps				Temp. Rise @ S.F. Load	77°C
				Locked-rotor Power Factor	37.2
				Rotor inertia	0.934 LB-FT ²

Load Characteristics 460 V, 60 Hz, 7.5 HP

% of Rated Load	25	50	75	100	125	150	S.F.
Power Factor	42	64	75	80	83	84	82
Efficiency	87.1	91.6	92	92	91.1	89.8	91.5
Speed	1793	1786	1778	1770	1760	1750	1764
Line amperes	4.83	6.02	7.6	9.5	11.6	13.9	10.8

Performance Graph at 460V, 60Hz, 7.5HP Typical performance - Not guaranteed values





CD0005

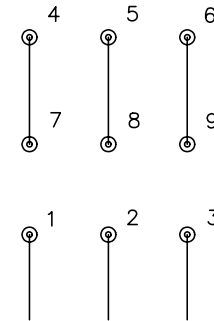


LOW VOLTAGE
(2Y)



LINE

HIGH VOLTAGE
(1Y)



LINE

NOTES:

1. INTERCHANGE ANY TWO LINE LEADS TO REVERSE ROTATION.
2. OPTIONAL THERMOSTATS ARE PROVIDED WHEN SPECIFIED.
3. ACTUAL NUMBER OF INTERNAL PARALLEL CIRCUITS MAY BE A MULTIPLE OF THOSE SHOWN ABOVE.
4. LEAD COLORS ARE OPTIONAL. LEADS MUST ALWAYS BE NUMBERED AS SHOWN.

REV. DESC: REVISE TO SHOW OPTIONAL COLORS

REV. LTR: E BY: JLP

REVISED: 01/19/99 10:15

TDR: 0171435

90000

FILE: AAA00005140

MDL: -

MTL: -

BALDOR ELECTRIC Co.

3PH, DV, 9 LEADS

CD0005