

BALDOR® • **RELIANCE**

Product Information Packet

IDDRPM363504R1

350HP, 1770/2200RPM, 460V, 3PH, DPGFV, RL3698

Part Detail							
Revision:	-	Status:	PRD/A	Change #:		Proprietary:	No
Type:	AC	Prod. Type:		Elec. Spec:	L6186A	CD Diagram:	422927-001
Enclosure:	DPFV	Mfg Plant:		Mech. Spec:		Layout:	619680-001
Frame:	RL3698	Mounting:	F1	Poles:	04	Created Date:	04-09-2015
Base:		Rotation:	R	Insulation:	H	Eff. Date:	04-13-2015
Leads:						Replaced By:	
Literature:		Elec. Diagram:					

		DUTY	HP	RPM	AMPS	VOLTS	HZ			
	CONT		350	1770	407	460	60			
	CONT		350	2200	395	460	74.5			
CAT.NO.	IDDRPM363504R1			SPEC. NO.		P36R1322				
SER.NO.				FR	RL 3698	INSUL	H			
PH.	3	MAX SAFE SPEED		3750	AMB.	40			MIN. AMB.	-25
DESIGN NO.	L6186A			TYPE						
S.F.	1.00			D.E. BRG.	95BC02J30X					
ENCL MOD	FORCE VENT			O.D.E. BRG.	80BC03J30X					

Parts List		
Part Number	Description	Quantity
WS286632	WS P36R1322	1.000 EA
RA282840	RA P36R1322	1.000 EA
000613006MY	NP-RPMAC INVERTER DUTY	1.000 EA
000692000FP	NP, WARNING LIFT INSTRUCTIONS	1.000 EA
000692000VD	LABEL WARNING	1.000 EA
418057747A	METAL FASTENER	8.000 EA
422927001	C/D LABEL	1.000 EA
004824015A	GREASE POLYREX EM	0.900 LB
034690002AL	1/4 SQ.HD.PIPE PLUG	1.000 EA
034690002AL	1/4 SQ.HD.PIPE PLUG	1.000 EA
035000001A	ALFTG 1/8" 1610-BL	1.000 EA
035000001A	ALFTG 1/8" 1610-BL	1.000 EA
036100090KA	HSHCS SHAFT BLOCK	4.000 EA
036100100KA	HSHCS BRACKET LE	4.000 EA
036140001E	EYEBOLT	2.000 EA
036500013AB	HX NUT,ODE BRKT	4.000 EA
036500013AB	HX NUT,ODE BRKT	4.000 EA
418150003A	GREASE FITTING CAP	2.000 EA
419912001B	W WASHER	1.000 EA
602018077A	DRAIN	1.000 EA
602018077A	DRAIN	1.000 EA
609830005AAK	TBOLT	2.000 EA
609830005ADB	STUD,FRAME,FL320	2.000 EA
708532005A	L360 AIR BAFFLE	1.000 EA

Parts List (continued)		
Part Number	Description	Quantity
807531003AA	BRKT,BE/DE,RL360	1.000 EA
807531004AA	BRKT,FE/ODE,RL360	1.000 EA
000613006NT	NAME PLATE IEC	1.000 EA
032018004DK	HHCS,DRIP COVER	4.000 EA
032018006CK	HHCS 3/8-16X3/4L PLATED	4.000 EA
034017014AB	LCKW 3/8 STD. PLATED	4.000 EA
036000012JB	M8-1.25 X 12MM HXHDC	3.000 EA
036000012KB	M10 1.50 X 12MM HXHDCS	4.000 EA
036000016HD	HXHCS	8.000 EA
036000020JB	HHCS M8-1.25X20L PLTD-250	6.000 EA
036000020JD	HHCS M8X20MM LONG 304S.S	5.000 EA
036000045JB	M8-1.25 X 45MM HXHCS	4.000 EA
036600008AD	FLTWSHR,T BLK SPT	8.000 EA
036600009AB	METRIC FLWASH M8 PLATED	3.000 EA
036620010AB	M10 EXT. TOOTH LK WASHER	1.000 EA
417733036C	GASKT,C/BOX BACKPLATE,REF 706310063B	1.000 EA
410978010F	FLANGE, INLET BLOWER HSG	1.000 EA
410978015A	GRILL, INLET FLANGE	1.000 EA
417733004J	GASKT	2.000 EA
417733013B	GASKT (REK P/N 189486)	1.000 EA
417733014C	GASKT (REK P/N 187215)	1.000 EA
418014004A	ADAPT 418014-4WCA	1.000 EA
418018074A	GROUND LABEL G100 METRIC 160 D.C.	1.000 EA
418057256C	HHCS M10 25MM 440 IEC	1.000 EA

422919107	CVRKT BE	1.000 EA
422919107	CVRKT BE	1.000 EA
422919111	CVRKT BE	1.000 EA
422919111	CVRKT BE	1.000 EA
422919419	HHCVR KIT,RL360	1.000 EA
610490001BW	3//2.5HP,3450//2850RPM,3PH,60//50HZ,145T	1.000 EA
611917002K	GASKT	1.000 EA
611965001E	BLOWER WHEEL	1.000 EA
613439050A	ADAPT,C/BOX,FL360	1.000 EA
706305301A	GUARD, SHAFT	1.000 EA
706310058B	CBCVR(REK P/N 187296)	1.000 EA
706310059C	ADAPT	1.000 EA
706310063B	CBOX (REK)	1.000 EA
706313062D	BLHSG BE MTG C400	1.000 EA
000640000P	TAG WINDING THERMOST	1.000 EA
004824007K	SPECIAL PAINT	0.300 EA
034180034JA	3/4X3/4 X 41/4 L KEY	1.000 EA
418018116	WARNING PLATE	1.000 EA

REL S.O.	-	VOLTS	460	ENCLOSURE	DPFV	WYE	CONN EQ	CKT OHMS	PER PHASE
FRAME	L3698	AMPS	407	MAX SAFE RPM	3750	(AT BASE RATING, 25 °C)			
HP	350	DUTY	CONT	IM (AMPS)	130	R1	.00898	X1	.0865
BASE SPEED	1770	S.F.	1.0	P.F. @NL/FL	.037/.867	R2	.00675	X2	.0764
PHASE/HERTZ	3/60	AMB °C/INSUL	40/H	WK ² (lb-ft ²)	35			XM	2.09


RATED FULL LOAD DATA

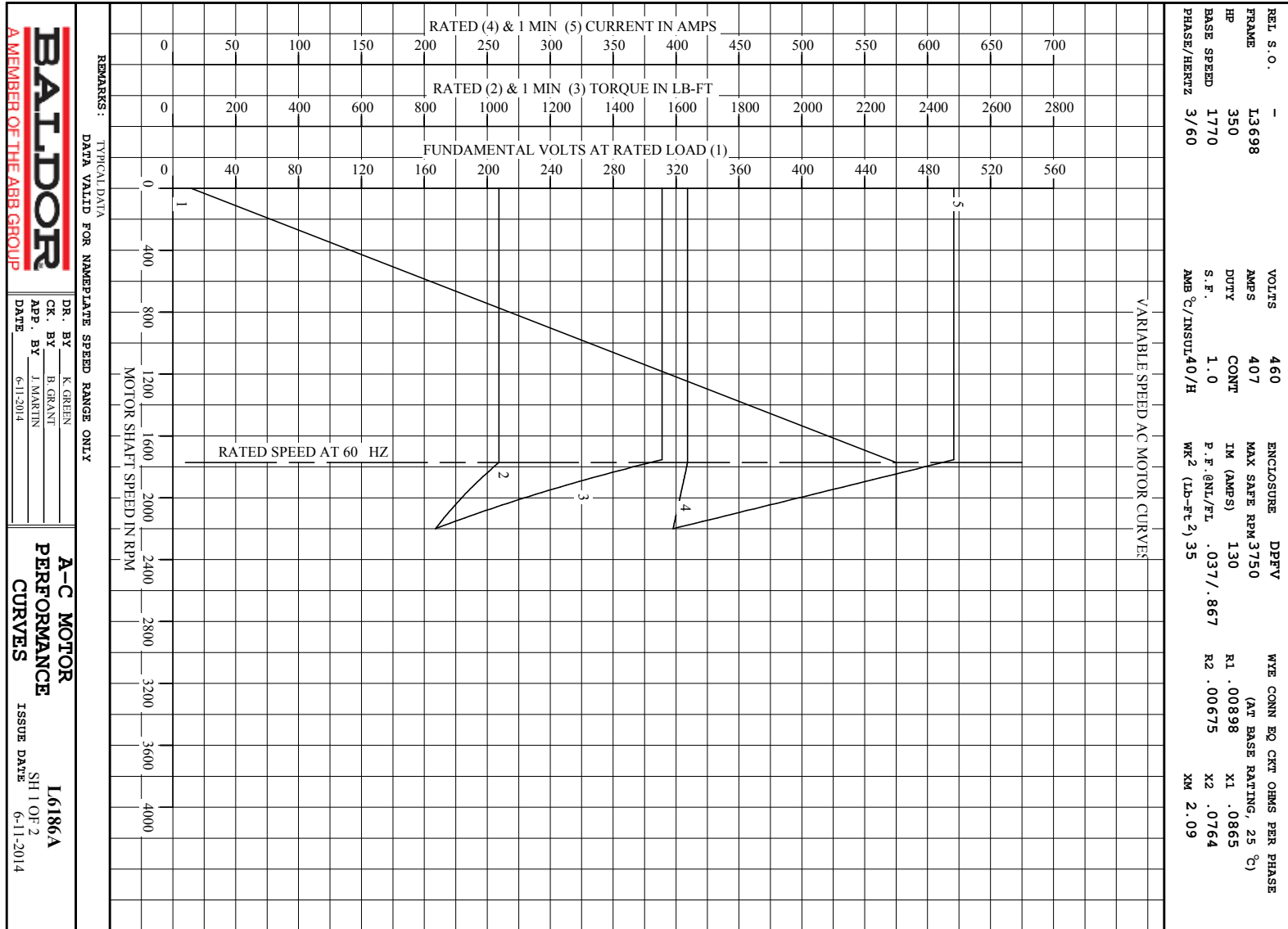
	RPM	HP	TORQUE LB-FT	FUND VOLTS	FREQ-HZ	AMPS
BASE SPEED	1772	350	1037	460	60	409
MAX SPEED	2200	350	835	460	74.5	398
MIN SPEED	0	0	1037	11.7	.926	409

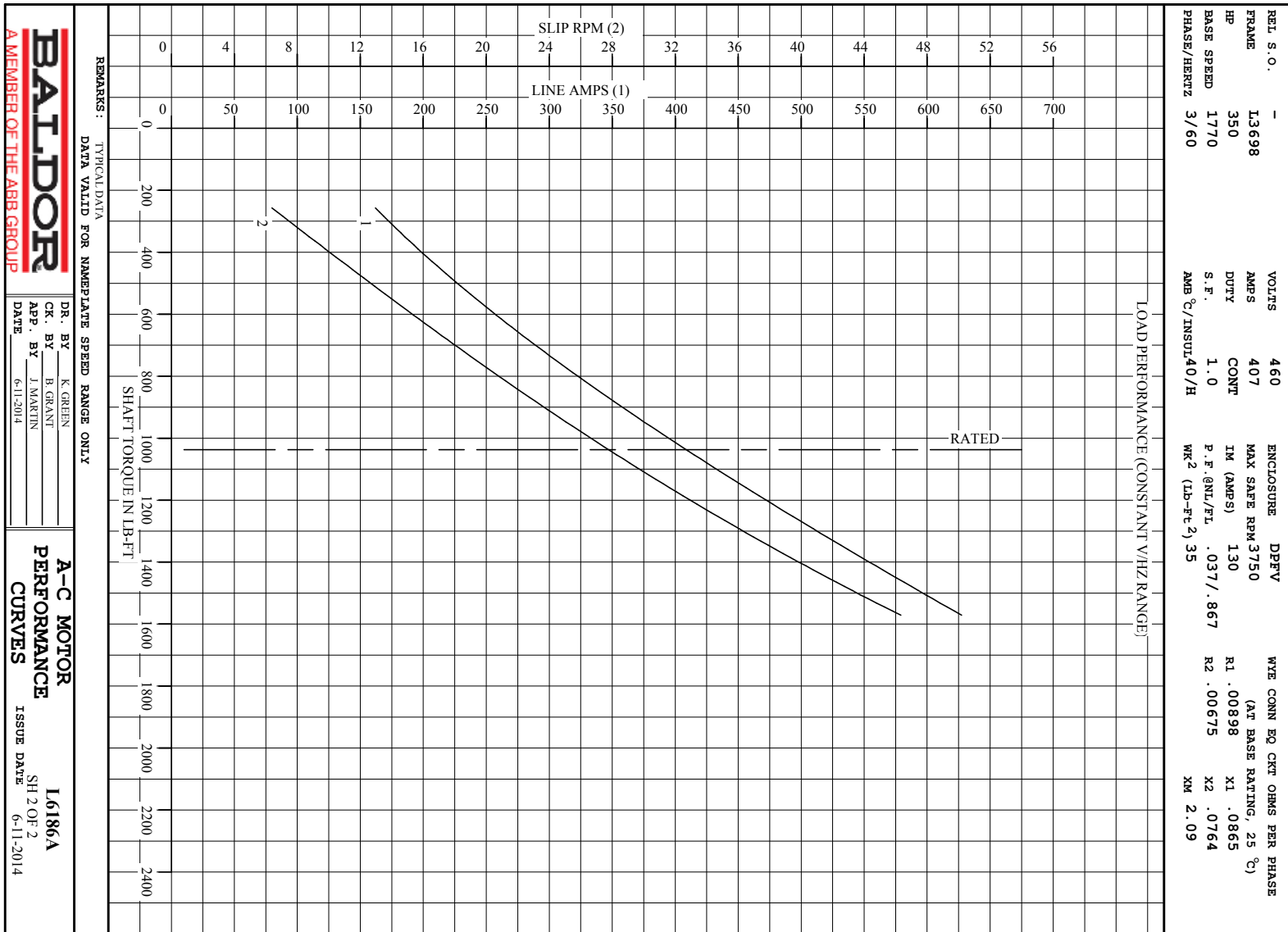
LOAD PERFORMANCE AT BASE SPEED

	RPM	HP	TORQUE LB-FT	FUND VOLTS	FREQ-HZ	AMPS
NO LOAD	1800	0	0	460	60	127
1/4	1794	87.8	257	460	60	162
1/2	1787	175	515	460	60	230
3/4	1780	262	774	460	60	315
FULL LOAD	1772	350	1037	460	60	409
O/L	1754	520	1556	460	60	621

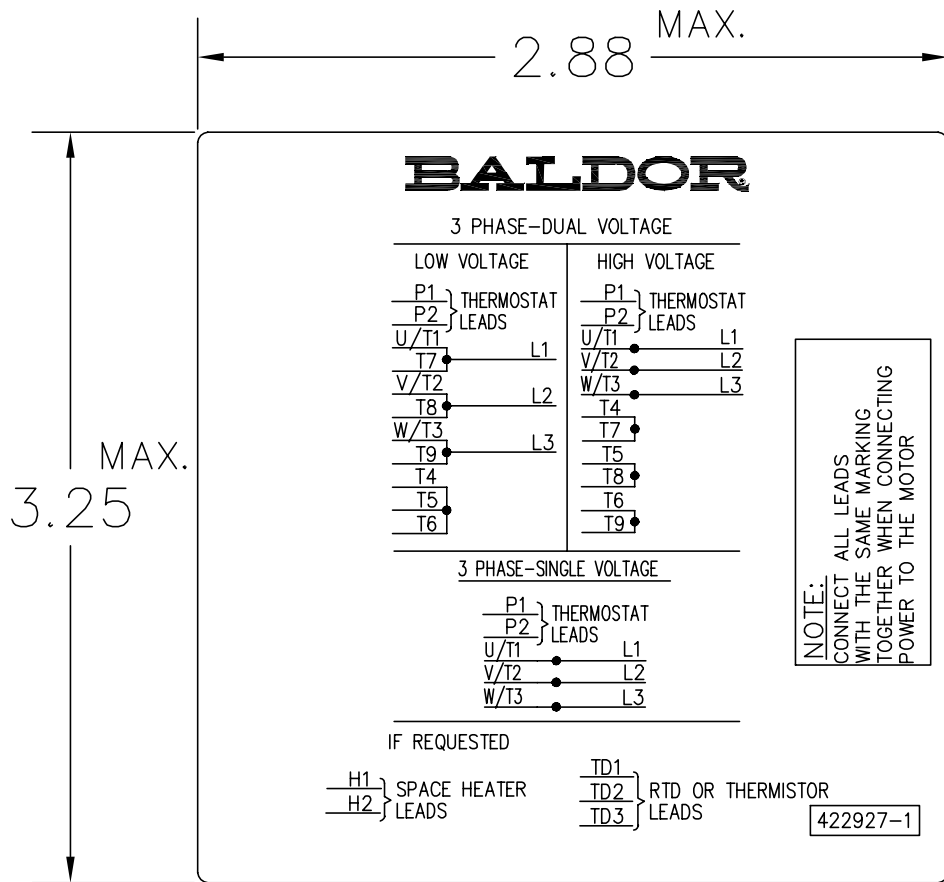
REMARKS: TYPICAL DATA

 <p>A MEMBER OF THE ABB GROUP</p>	DR. BY	K. GREEN	<p>A-C MOTOR PERFORMANCE DATA</p> <p>I6186A ISSUE DATE 6-11-201</p>
	CR. BY	B. GRANT	
	APP. BY	J. MARTIN	
	DATE	6-11-2014	





422927-001



NOTE:
DATA TO BE SIZED
SO THAT IT FITS INTO
MATERIAL DECAL
DIMENSIONS. MAKE
LETTERS & NUMBERS
AS LARGE AS POSSIBLE.

MATERIAL: CERAMATIC DGF-P4
PERMA GRIP ADHESIVE

ALL LETTERS, NUMBERS
AND LINES TO BE BLACK
ON WHITE BACKGROUND.

422927-001

REV. DESC: CHANGE BACKGROUND COLOR FROM GOLD TO WHITE		
REV. LTR: B	VERSION: 02	TDR: 00000788708
FILE: \RGG\00000\203	REVISED: 08:09:29 03/04/2013	
MTL: -	BY: RGGWT	

BALDOR

EXTERNAL CONNECTION LABEL

SH 1 of 1

Marketing maintained PDF of MN406:

<http://www.baldor.com/support/Literature/Load.ashx/MN406?ManNumber=MN406>