

BERKELEY® B2-1/2JQBM

SAE ENGINE MOUNT

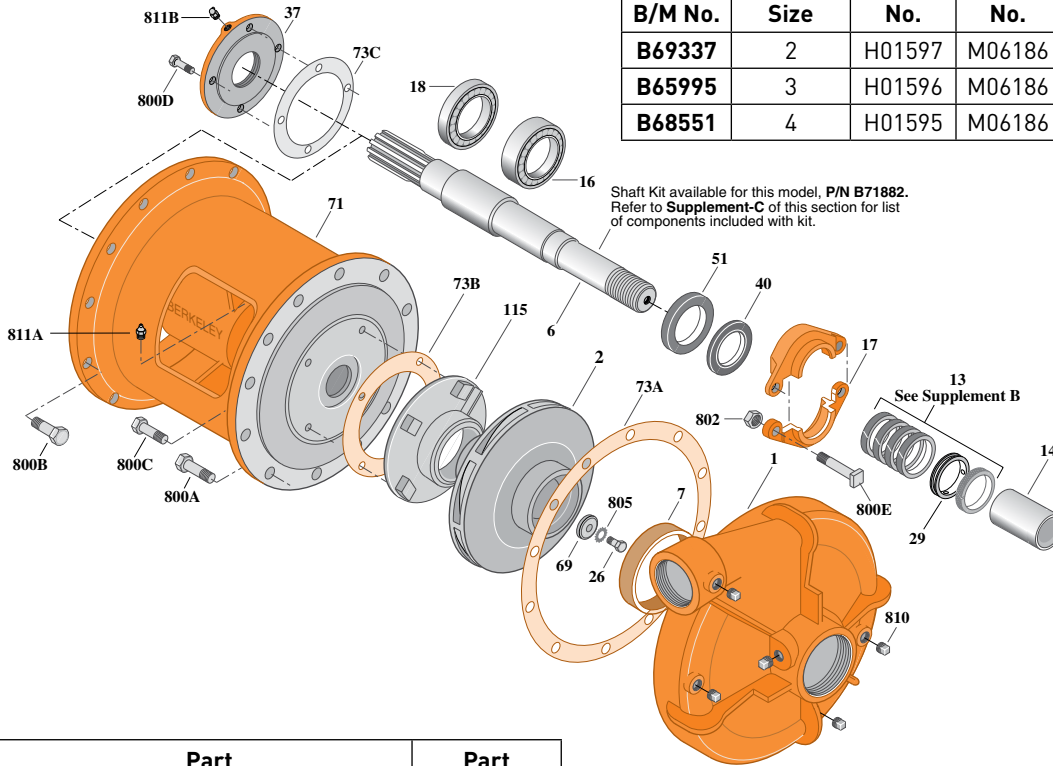
Cast Iron Impeller

Threaded Case (NPT), Packing Construction

Section	SAE
Page	70.1
Date	March 4, 2013
Supersedes 01/01/04	

Table I

B/M No.	SAE Mtg. Size	Bracket No.	Shaft No.	Shaft Spline No.	Shaft Ext.
B69337	2	H01597	M06186	1-3/8-10T	3"
B65995	3	H01596	M06186	1-3/8-10T	3"
B68551	4	H01595	M06186	1-3/8-10T	3"



Item No.	Part Description	Part Number
1	Case, Volute	H01928
2	Impeller	L03039
6	Shaft	See Table I
7	Ring, Wearing	S04176
13	Ring, Packing (Set of 4)	S13436
14	Sleeve, Shaft	S05974
16	Bearing, Ball	S13396
17	Gland, Packing	B82472
18	Bearing, Ball	S13395
26	Screw, Impeller 1/2-13x1-1/2"	S23623
29	Ring, Lantern	S18993
37	Bearing Cap, Outer	M04998
40	Slinger, Water	S10964
51	Seal, Oil	S14765
69	Washer, Impeller	S06319
71	Bracket	See Table I

Item No.	Part Description	Part Number
73A	Gasket, Volute	S06271
73B	Gasket, Balance Ring	S09943
73C	Gasket	S18055
115	Ring, Balance	M05115
800A	Capscrew, Hex 3/8-16x1-1/4" (12 Req.)	S26828
800B	Capscrew, Hex 5/8-11x1-1/2" (12 Req.)	S26999
800C	Capscrew, Hex 3/8-16x1" (4 Req.)	S26826
800D	Capscrew, Hex 1/4-20x3/4" (4 Req.)	S23119
800E	Bolt, Sq. Head 1/2-13x2-3/4" (2 Req.)	S23794
802	Nut, Hex 1/2-13x7/16" (2 Req.)	S23347
805	Washer, Lock	S23038
810	Plug, Pipe 1/2 NPT (6 Req.)	S23717
811A	Fitting, Grease	S23670
811B	Fitting, Grease	S23702
•	Fitting, Grease	S23700

• Not illustrated.

BERKELEY® B2-1/2JQBM

SAE ENGINE MOUNT

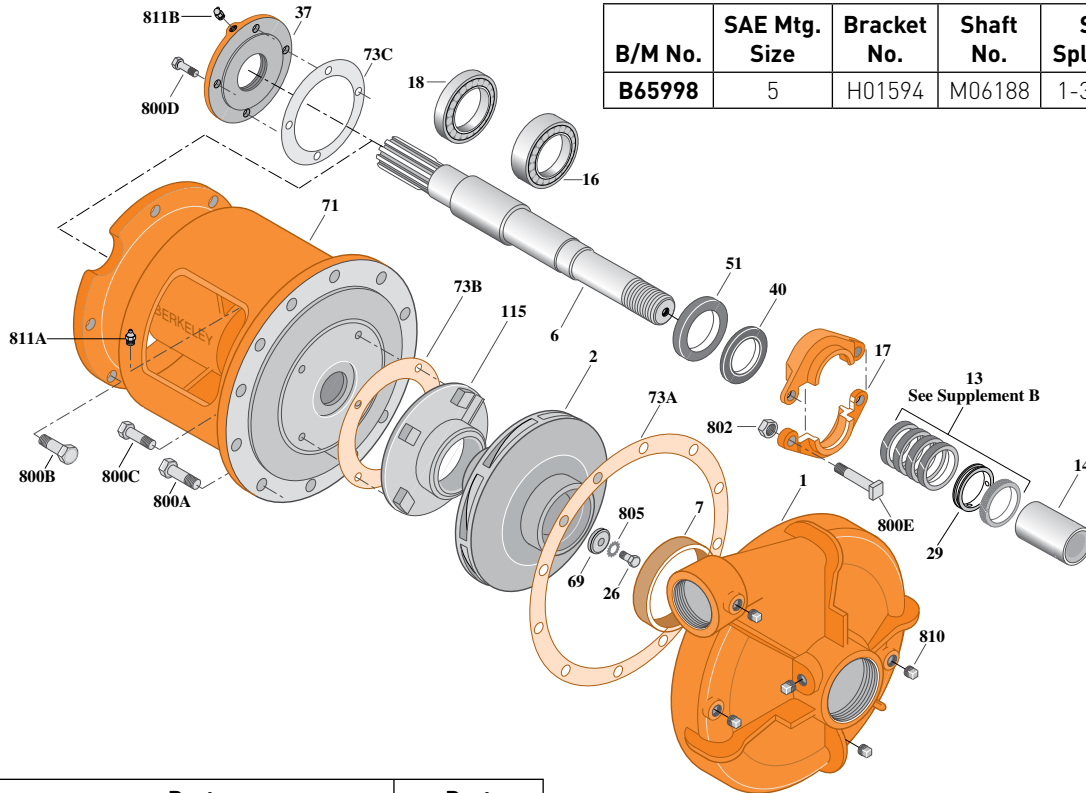
Cast Iron Impeller

Threaded Case (NPT), Packing Construction

Section	SAE
Page	70.2
Date	March 4, 2013
Supersedes 01/01/04	

Table I

B/M No.	SAE Mtg. Size	Bracket No.	Shaft No.	Shaft Spline No.	Shaft Ext.
B65998	5	H01594	M06188	1-3/8-10T	2-1/2"



Item No.	Part Description	Part Number
1	Case, Volute	H01928
2	Impeller	L03039
6	Shaft	See Table I
7	Ring, Wearing	S04176
13	Ring, Packing (Set of 4)	S13436
14	Sleeve, Shaft	S05974
16	Bearing, Ball	S13396
17	Gland, Packing	B82472
18	Bearing, Ball	S13395
26	Screw, Impeller 1/2-13x1-1/2"	S23623
29	Ring, Lantern	S18993
37	Bearing Cap, Outer	M04998
40	Slinger, Water	S10964
51	Seal, Oil	S14765
69	Washer, Impeller	S06319
71	Bracket	See Table I

Item No.	Part Description	Part Number
73A	Gasket, Volute	S06271
73B	Gasket, Balance Ring	S09943
73C	Gasket	S18055
115	Ring, Balance	M05115
800A	Capscrew, Hex 3/8-16x1-1/4" (8 Req.)	S26828
800B	Capscrew, Hex 5/8-11x1-1/2" (12 Req.)	S26999
800C	Capscrew, Hex 3/8-16x1" (4 Req.)	S26826
800D	Capscrew, Hex 1/4-20x3/4" (4 Req.)	S23119
800E	Bolt, Sq. Head 1/2-13x2-3/4" (2 Req.)	S23794
802	Nut, Hex 1/2-13x7/16" (2 Req.)	S23347
805	Washer, Lock	S23038
810	Plug, Pipe 1/2 NPT (6 Req.)	S23717
811A	Fitting, Grease	S23670
811B	Fitting, Grease	S23702
•	Fitting, Grease	S18993

• Not illustrated.



BERKELEY® B2-1/2JQBMS

SAE ENGINE MOUNT

Cast Iron Impeller

Threaded Case (NPT), Mechanical Seal Construction

Section	SAE
Page	70.3
Date	March 4, 2013
Supersedes 01/01/04	

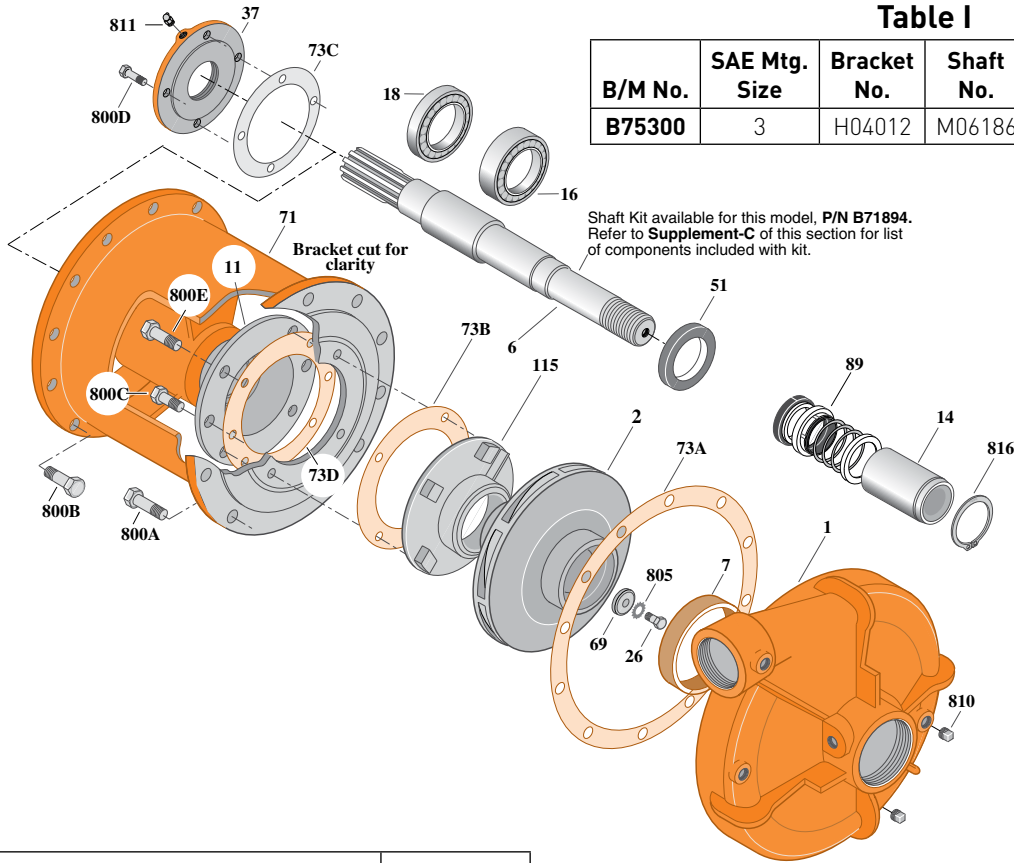


Table I

B/M No.	SAE Mtg. Size	Bracket No.	Shaft No.	Shaft Spline No.	Shaft Ext.
B75300	3	H04012	M06186	1-3/8-10T	3"

Item No.	Part Description	Part Number
1	Case, Volute	H01928
2	Impeller	L03039
6	Shaft (See Note)	See Table I
7	Ring, Wearing	S04176
11	Retainer, Mechanical Shaft Seal	M07603
14	Sleeve, Shaft	S33429
16	Bearing, Ball	S13396
18	Bearing, Ball	S13395
26	Screw, Impeller 1/2-13x1-1/2"	S23623
37	Outer Bearing Cap	M04998
51	Seal, Oil	S14765
69	Washer, Impeller	S06319
71	Bracket	See Table I
73A	Gasket, Volute	S06271
73B	Gasket, Balance Ring	S09943

Item No.	Part Description	Part Number
73C	Gasket	S18055
89	Seal, Mechanical Shaft	S32694
115	Ring, Balance	M05115
800A	Capscrew, Hex 5/8-11x1-1/2" (12 Req.)	S26999
800B	Capscrew, Hex 3/8-16x1-1/4" (12 Req.)	S26828
800C	Capscrew, Hex 3/8-16x5/8" (2 Req.)	S39853
800D	Capscrew, Hex 1/4-20x3/4" (4 Req.)	S23119
801	Stud, 3/8-16x1-1/2" (4 Req.)	S23995
802	Nut, Hex 3/8-16 (4 Req.)	S23103
805	Washer, Lock	S23038
810	Plug, Pipe 1/2 NPT (6 Req.)	S23717
811	Fitting, Grease	S23670
816	Ring, Retaining	S29341
•	Fitting, Grease	S23700

• Not illustrated.



BERKELEY® B2-1/2JQBMS

SAE ENGINE MOUNT

Cast Iron Impeller

Threaded Case (NPT), Mechanical Seal Construction

Section	SAE
Page	70.4
Date	March 4, 2013
Supersedes 01/01/12	

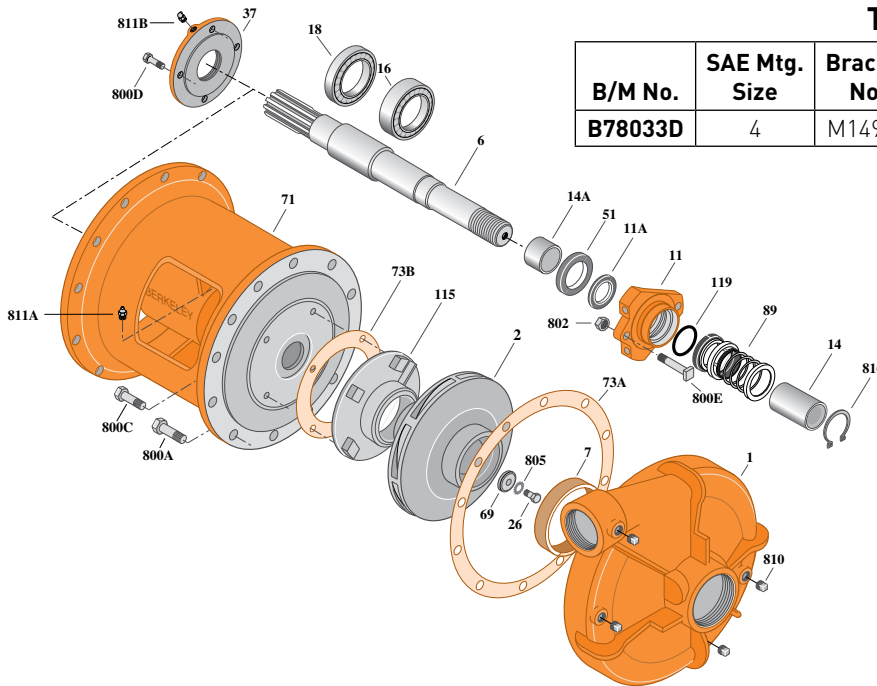


Table I

B/M No.	SAE Mtg. Size	Bracket No.	Shaft No.	Shaft Spline No.	Shaft Ext.
B78033D	4	M14965	M06183	1-1/2-10T	3"

Item No.	Part Description	Part Number
1	Case, Volute	H01928
2	Impeller	L03039
6	Shaft	See Table 1
7	Ring, Wearing	S04176
11	Retainer, Mechanical Shaft Seal, Dry Run	M14959
11A	Dry run Gland Lip Seal	M12337
14	Sleeve, Shaft	S33429L
14A	Sleeve, Shaft	M14971
16	Bearing, Ball	S13396
18	Bearing, Ball	S13395
26	Screw, Impeller 1/2-13x1-1/2"	S23623
37	Outer Bearing Cap Assembly	M04998
51	Seal, Oil	S14765
69	Washer, Impeller	S06319
71	Bracket	See Table 1
73A	Gasket, Volute	S06271
73B	Gasket, Balance Ring	S09943
89	Seal, Mechanical Shaft	S32693
115	Ring, Balance	M06646
119	O-Ring	M14972

Item No.	Part Description	Part Number
800A	Capscrew, Hex 5/8-11x1-1/2" (10 Rqd.)	S26999
800A	Capscrew, Hex 5/8-11x1-3/4" (2 Rqd.) top Ctr	S27001
800C	Capscrew, Hex 3/8-16x1" (4 Rqd.)	S26826
800D	Capscrew, Hex 1/4-20x3/4" (4 Rqd.)	S23119
800E	Bolt, Sq. Head 1/2-13x2-1/4" (2 Rqd.)	S23792
802	Nut, Hex 1/2-13 (2 Rqd.)	S23347
805	Washer, Lock	S23038
810	Plug, Pipe 1/2 NPT (4 Rqd.)	S23717
811A	Fitting, Grease	S23670
811B	Fitting, Grease	S23702
816	Ring, Retaining	S29341

NOTE 1: Shaft Replacement Kit is available for this model. Berkeley part number **B71894**. Pump shaft sold in replacement kit only. Refer to **Supplement C** for shaft kit components.

NOTE 2: Refer to **Supplement F** for dry run tank repair parts. Dry run lubrication system requires one gallon of food grade hydraulic oil (FGHO), viscosity 150 SSU at 100° F. Oil not supplied, purchase locally.

