

BALDOR® • RELIANCE

Product Information Packet

CJL1307A

.75HP, 1725RPM, 1PH, 60HZ, 56J, 3520L, OPEN, F1

Part Detail							
Revision:	AC	Status:	PRD/A	Change #:		Proprietary:	No
Type:	AC	Prod. Type:	3520L	Elec. Spec:	35WG0519	CD Diagram:	CD0307
Enclosure:	OPEN	Mfg Plant:		Mech. Spec:	35G790	Layout:	35LYG790
Frame:	56J	Mounting:	F1	Poles:	04	Created Date:	
Base:	RG	Rotation:	FOS	Insulation:	B	Eff. Date:	03-17-2016
Leads:	5#18,1#14 #1TH					Replaced By:	
Literature:		Elec. Diagram:					

Nameplate NP1257L	
CAT.NO.	CJL1307A
SPEC.	35G790-519
HP	.75
VOLTS	115/230
AMP	10.8/5.4
RPM	1725
FRAME	56J
SER.F.	1.25
NEMA-NOM-EFF	63
RATING	40C AMB-CONT
CC	
DE	6205
ENCL	OPEN
	SFA 12.4/6.2
	CODE L
	PF 64
	ODE 6203
	SN
	HZ 60
	DES N
	CL B
	PH 1
	USABLE AT 208V

Parts List		
Part Number	Description	Quantity
SA025198	SA 35G790-519	1.000 EA
RA021248	RA 35G790-519	1.000 EA
EC1645A06SP	ELEC CAP, 645-774 MFD, 125V, 2.06D X 4.	1.000 EA
RM1001A01	GROMMET "MIDSTATES"	1.000 EA
53XT0832G07	8-32X7/16 PN STD SR TY23G X	1.000 EA
35EP3202A02SP	FR ENDPLATE, MACH	1.000 EA
SP1033A01	INSULATOR MODEL 35 TERM PANEL	1.000 EA
51XW0832A07	8-32 X .44, TAPTITE II, HEX WSHR SLTD SE	2.000 EA
NS2501A01	INSULATOR, CAPACITOR	1.000 EA
51XB1016A05	10-16X5/16HX WA SL SR TYB (F/S)	2.000 EA
HW5100A03SP	WAVY WASHER (W1543-017)	1.000 EA
35EP3400A02	PU ENDPLATE, MACH	1.000 EA
35AD2000	AIR BAFFLE	1.000 EA
60XW0632A06	6-32 X 3/8 TORX HEAD SCREW TAPTITE II	4.000 EA
51XN1032A20	10-32 X 1 1/4 HX WS SL SR	2.000 EA
35FH4500A02	DRIP COVER, STAMPED (W/ PRIMER	1.000 EA
51XW0832A07	8-32 X .44, TAPTITE II, HEX WSHR SLTD SE	2.000 EA
35CB4500SP	TERMINAL BOX LID STAMPED	1.000 EA
51XW0832A07	8-32 X .44, TAPTITE II, HEX WSHR SLTD SE	4.000 EA
LB1009N	LABEL,ROTATION DIRECTION (ON ROLLS)	1.000 EA
85XU0407S04	4X1/4 U DRIVE PIN STAINLESS	2.000 EA
MJ1000A02	GREASE, POLYREX EM EXXON (USe 4824-15A)	0.050 LB
MG1000G27	MED CHARCOAL METALLIC GREY 400-0096	0.017 GA
HA3100A12	THRUBOLT 10-32 X 7.375	4.000 EA

Parts List (continued)		
Part Number	Description	Quantity
WD1000A15	3-520132-2 AMP FLAG (4M/RL NON-CANC/NON-	2.000 EA
35CB4802A02SP	CAPACITOR COVER, STAMPED X	1.000 EA
SP5066A01	MODEL 35 TERMINAL PANEL SWITCH WITH LEAD	1.000 EA
LB1118	LABEL,WARNING (ROLL LABEL)	1.000 EA
LC0307	1PH, DV, FIX, W & W/O THERM, TERM PLATE,	1.000 EA
MN416A01	TAG-INSTAL-MAINT no wire (1200/bx) 11/14	1.000 EA
NP1257L	ALUM UL CSA CC THERMAL REV MTG	1.000 EA
35PA1066	PKG GRP, PRINT PK1008A06	1.000 EA

AC Induction Motor Performance Data

Record # 8078 - Typical performance - not guaranteed values

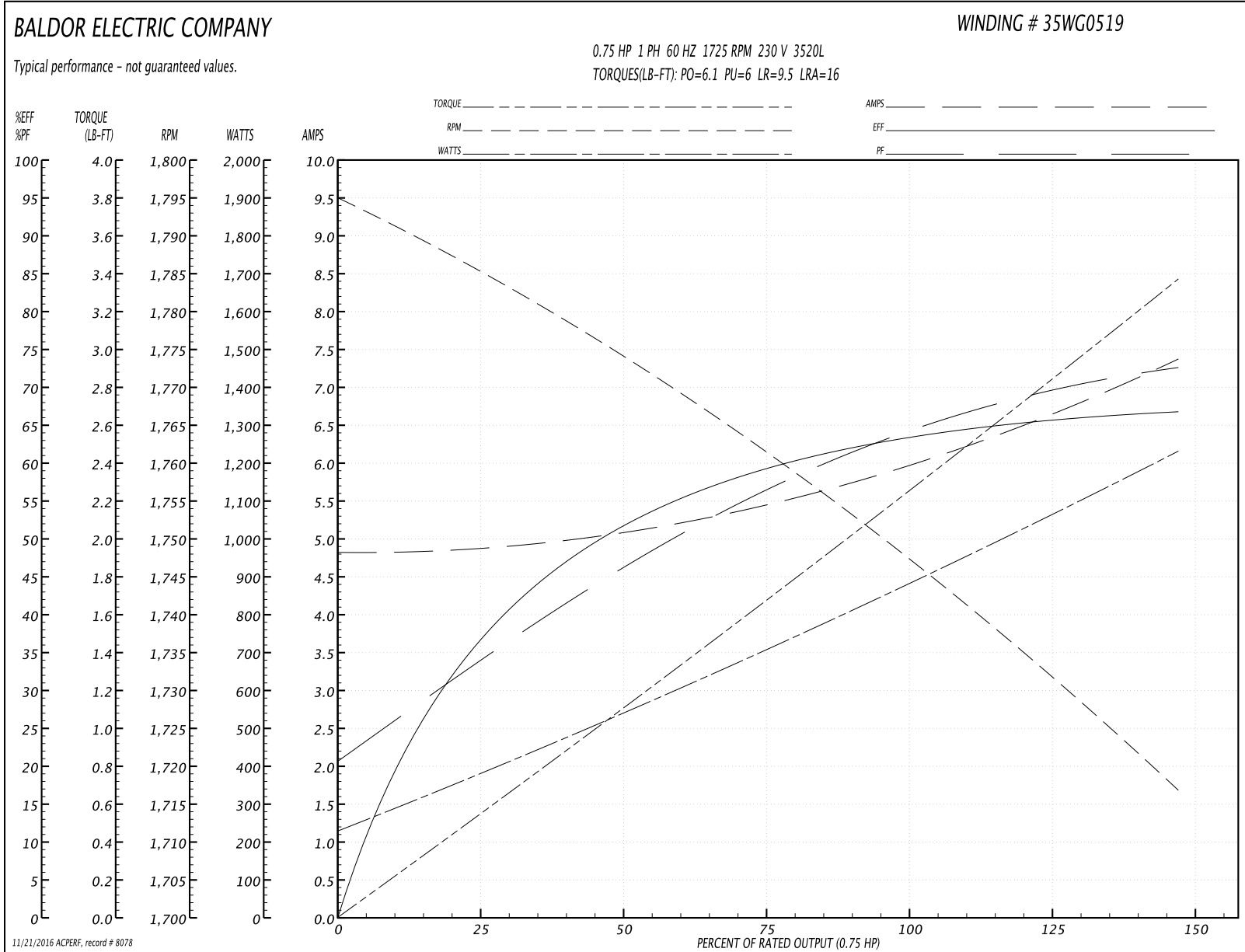
Winding: 35WG0519-R001	Type: 3520L	Enclosure: OPEN
-------------------------------	--------------------	------------------------

Nameplate Data				230 V, 60 Hz: High Voltage Connection	
Rated Output (HP)	.75			Full Load Torque	2.25 LB-FT
Volts	115/230			Start Configuration	direct on line
Full Load Amps	10.8/5.4			Breakdown Torque	6.1 LB-FT
R.P.M.	1725			Pull-up Torque	6 LB-FT
Hz	60	Phase	1	Locked-rotor Torque	9.5 LB-FT
NEMA Design Code	N	KVA Code	L	Starting Current	16 A
Service Factor (S.F.)	1.25			No-load Current	4.8 A
NEMA Nom. Eff.	63	Power Factor	64	Line-line Res. @ 25°C	3.09 Ω A Ph 1.9 Ω B Ph
Rating - Duty	40C AMB-CONT			Temp. Rise @ Rated Load	46°C
S.F. Amps	12.4/6.2			Temp. Rise @ S.F. Load	53°C

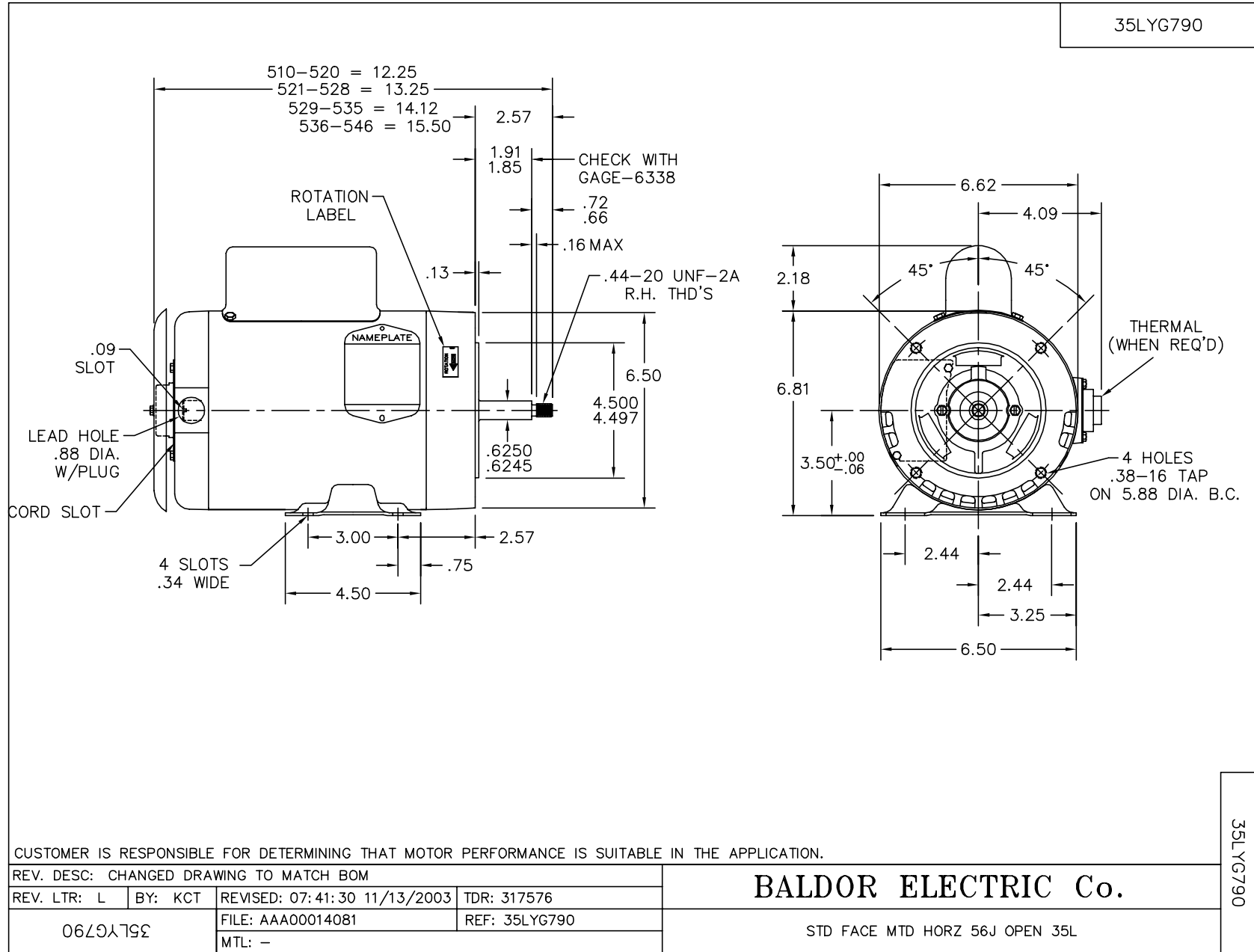
Load Characteristics 230 V, 60 Hz, 0.75 HP

% of Rated Load	25	50	75	100	125	150	S.F.
Power Factor	33	45	55	64	70	75	70
Efficiency	36	52	59	64	66	66.4	66
Speed	1784	1773	1761	1749	1733	1716	1733
Line amperes	4.9	5.1	5.5	5.9	6.6	7.4	6.6

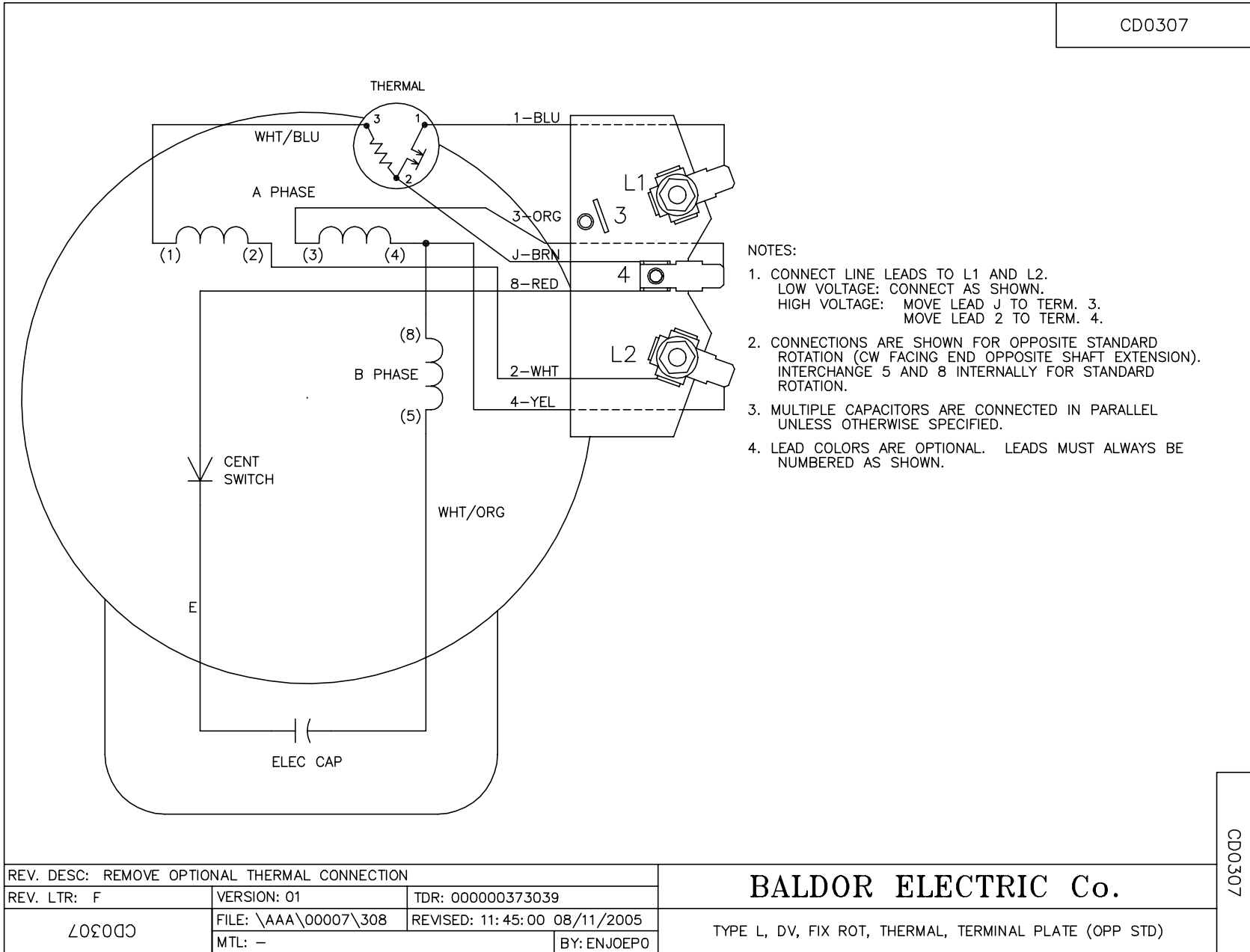
Performance Graph at 230V, 60Hz, 0.75HP Typical performance - Not guaranteed values



11/21/2016 ACPERF: record # 8078



CD0307



CD0307