

# **BALDOR**® • **RELIANCE**

## **Product Information Packet**

# **M3160**

**.5HP,850RPM,3PH,60HZ,56,3522M,OPEN,F1,N**

Part Detail							
Revision:	D	Status:	PRD/A	Change #:		Proprietary:	No
Type:	AC	Prod. Type:	3522M	Elec. Spec:	35WGN043	CD Diagram:	CD0005
Enclosure:	OPEN	Mfg Plant:		Mech. Spec:	35B011	Layout:	35LYB011
Frame:	56	Mounting:	F1	Poles:	08	Created Date:	06-01-2011
Base:	RG	Rotation:	R	Insulation:	B	Eff. Date:	05-27-2016
Leads:	9#18					Replaced By:	
Literature:		Elec. Diagram:					

Nameplate NP1256L										
CAT.NO.	M3160									
SPEC.	35B011N043G1									
HP	.5									
VOLTS	230/460									
AMP	2.5/1.25									
RPM	850									
FRAME	56				HZ	60			PH	3
SER.F.	1.15			CODE	K	DES	B		CLASS	B
NEMA-NOM-EFF	70			PF	56					
RATING	40C AMB-CONT									
CC								USABLE AT 208V	2.4	
DE	6205				ODE	6203				
ENCL	OPEN			SN						

Parts List		
Part Number	Description	Quantity
SA224442	SA 35B011N043G1	1.000 EA
RA211553	RA 35B011N043G1	1.000 EA
NS2512A01	INSULATOR, CONDUIT BOX X	1.000 EA
35CB3007	35 CB CASTING W/.88 DIA. LEAD HOLE	1.000 EA
51XB1016A07	10-16 X 7/16 HXWSSLD SERTYB	2.000 EA
11XW1032G06	10-32 X .38, TAPTITE II, HEX WSHR SLTD U	1.000 EA
35EP3201A03	STD FR EP OPEN-203BRG-35L OR M FRAME--LE	1.000 EA
HW5100A03SP	WAVY WASHER (W1543-017)	1.000 EA
35EP3200A02	PUEP OPEN 205 BRG	1.000 EA
XY1032A02	10-32 HEX NUT DIRECTIONAL SERRATION	4.000 EA
35CB4521	35 LIPPED CB LID (GALV & PHOSPH)	1.000 EA
51XW0832A07	8-32 X .44, TAPTITE II, HEX WSHR SLTD SE	4.000 EA
HW2501D13	KEY, 3/16 SQ X 1.375	1.000 EA
HA7000A04	KEY RETAINER 0.625 DIA SHAFTS	1.000 EA
85XU0407S04	4X1/4 U DRIVE PIN STAINLESS	2.000 EA
MJ1000A02	GREASE, POLYREX EM EXXON (USe 4824-15A)	0.050 LB
MG1000G27	MED CHARCOAL METALLIC GREY 400-0096	0.017 GA
HA3100A18	THRUBOLT 10-32 X 9.250	4.000 EA
LC0005E01	CONN.DIA./WARNING LABEL (LC0005/LB1119N)	1.000 EA
NP1256L	ALUM UL CSA CC	1.000 EA
35PA1066	PKG GRP, PRINT PK1008A06	1.000 EA
MN416A01	TAG-INSTAL-MAINT no wire (1200/bx) 11/14	1.000 EA

<b>Accessories</b>		
<b>Part Number</b>	<b>Description</b>	<b>Multiplier</b>
35-8764	C FACE KIT	A8
35EP1604A01SP	D-FLANGE KIT	A8

**AC Induction Motor Performance Data**

Record # 57256 - Typical performance - not guaranteed values

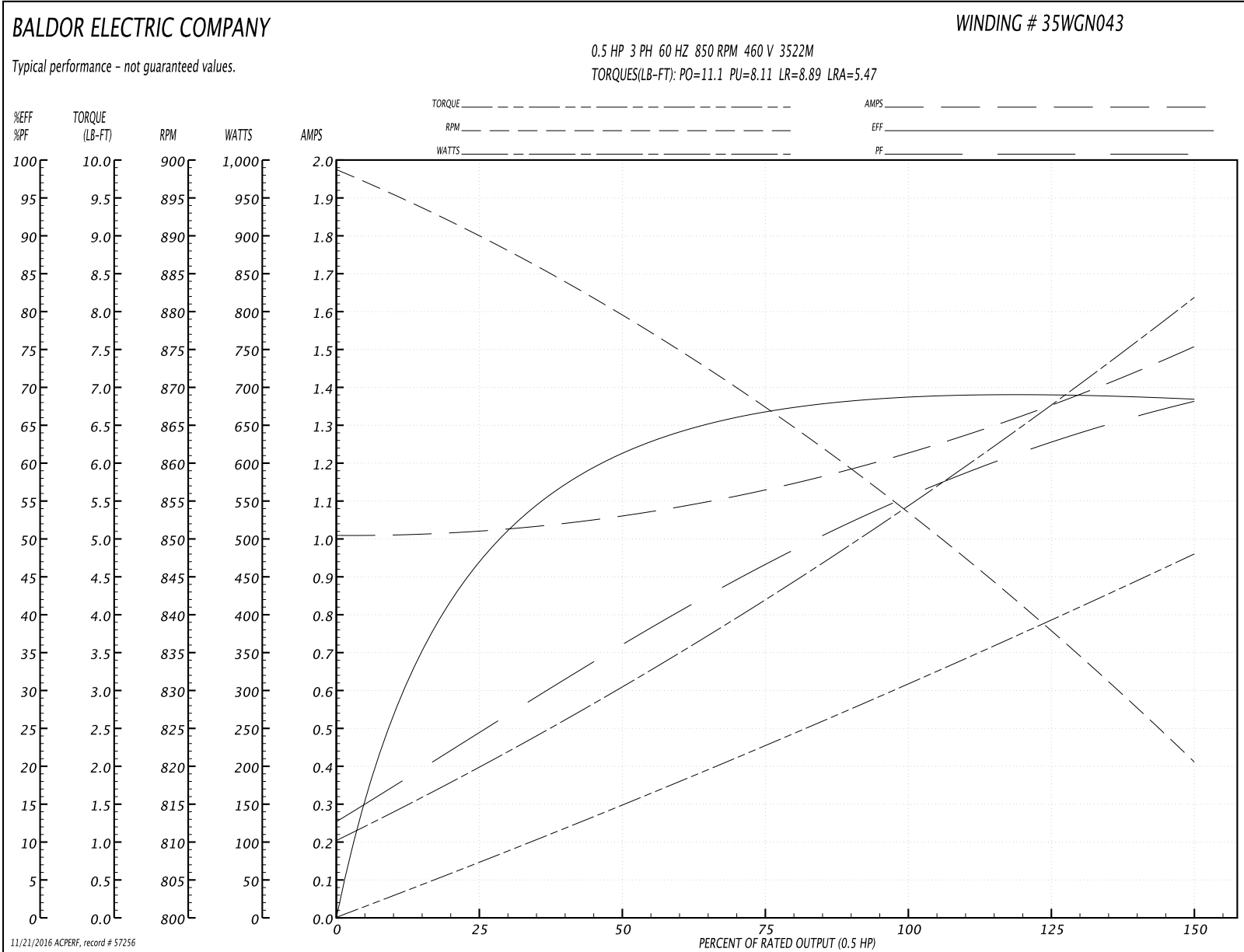
<b>Winding:</b> 35WGN043-R008	<b>Type:</b> 3522M	<b>Enclosure:</b> TEFC
-------------------------------	--------------------	------------------------

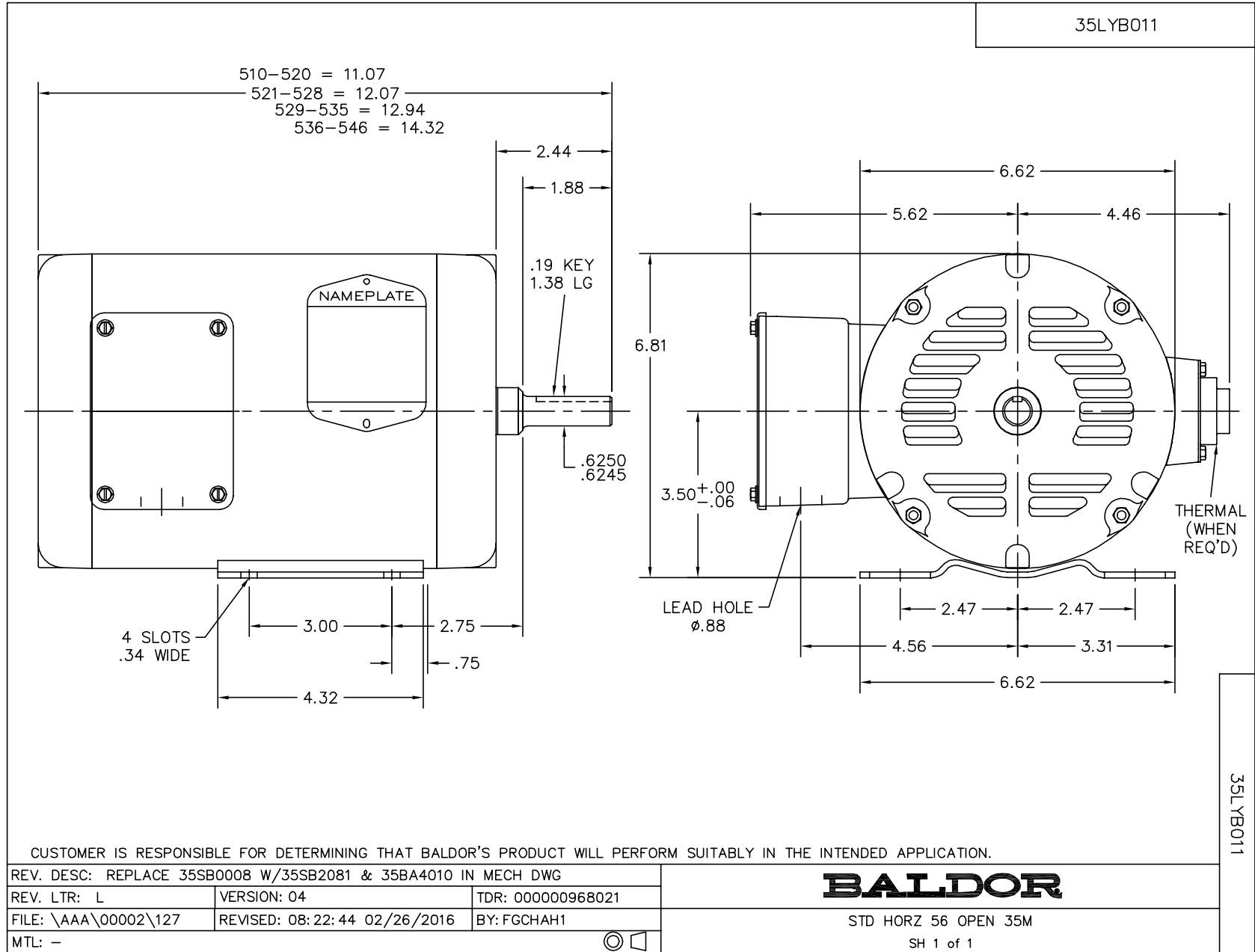
Nameplate Data				460 V, 60 Hz: High Voltage Connection	
Rated Output (HP)	.5			Full Load Torque	3.12 LB-FT
Volts	230/460			Start Configuration	direct on line
Full Load Amps	2.5/1.25			Breakdown Torque	11.1 LB-FT
R.P.M.	850			Pull-up Torque	8.11 LB-FT
Hz	60	Phase	3	Locked-rotor Torque	8.89 LB-FT
NEMA Design Code	B	KVA Code	K	Starting Current	5.47 A
Service Factor (S.F.)	1.15			No-load Current	1.01 A
NEMA Nom. Eff.	70	Power Factor	56	Line-line Res. @ 25°C	34.566 Ω
Rating - Duty	40C AMB-CONT			Temp. Rise @ Rated Load	57°C
S.F. Amps				Temp. Rise @ S.F. Load	65°C
				Locked-rotor Power Factor	65.6

Load Characteristics 460 V, 60 Hz, 0.5 HP

% of Rated Load	25	50	75	100	125	150	S.F.
Power Factor	25	37	47	56	63	68	60
Efficiency	49.4	63.4	68.5	70.5	70.3	68.8	70.4
Speed	890	878	866.9	853.6	837.9	820.2	844
Line amperes	1.02	1.06	1.14	1.23	1.35	1.51	1.3

Performance Graph at 460V, 60Hz, 0.5HP Typical performance - Not guaranteed values

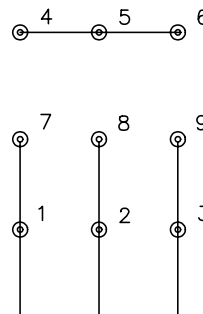




CD0005



LOW VOLTAGE  
(2Y)



LINE

HIGH VOLTAGE  
(1Y)



LINE

NOTES:

1. INTERCHANGE ANY TWO LINE LEADS TO REVERSE ROTATION.
2. OPTIONAL THERMOSTATS ARE PROVIDED WHEN SPECIFIED.
3. ACTUAL NUMBER OF INTERNAL PARALLEL CIRCUITS MAY BE A MULTIPLE OF THOSE SHOWN ABOVE.
4. LEAD COLORS ARE OPTIONAL. LEADS MUST ALWAYS BE NUMBERED AS SHOWN.

REV. DESC: REVISE TO SHOW OPTIONAL COLORS			
REV. LTR: E	BY: JLP	REVISED: 01/19/99 10:15	TDR: 0171435
9000D		FILE: AAA00005140	MDL: -
		MTL: -	

**BALDOR ELECTRIC Co.**

3PH, DV, 9 LEADS

CD0005