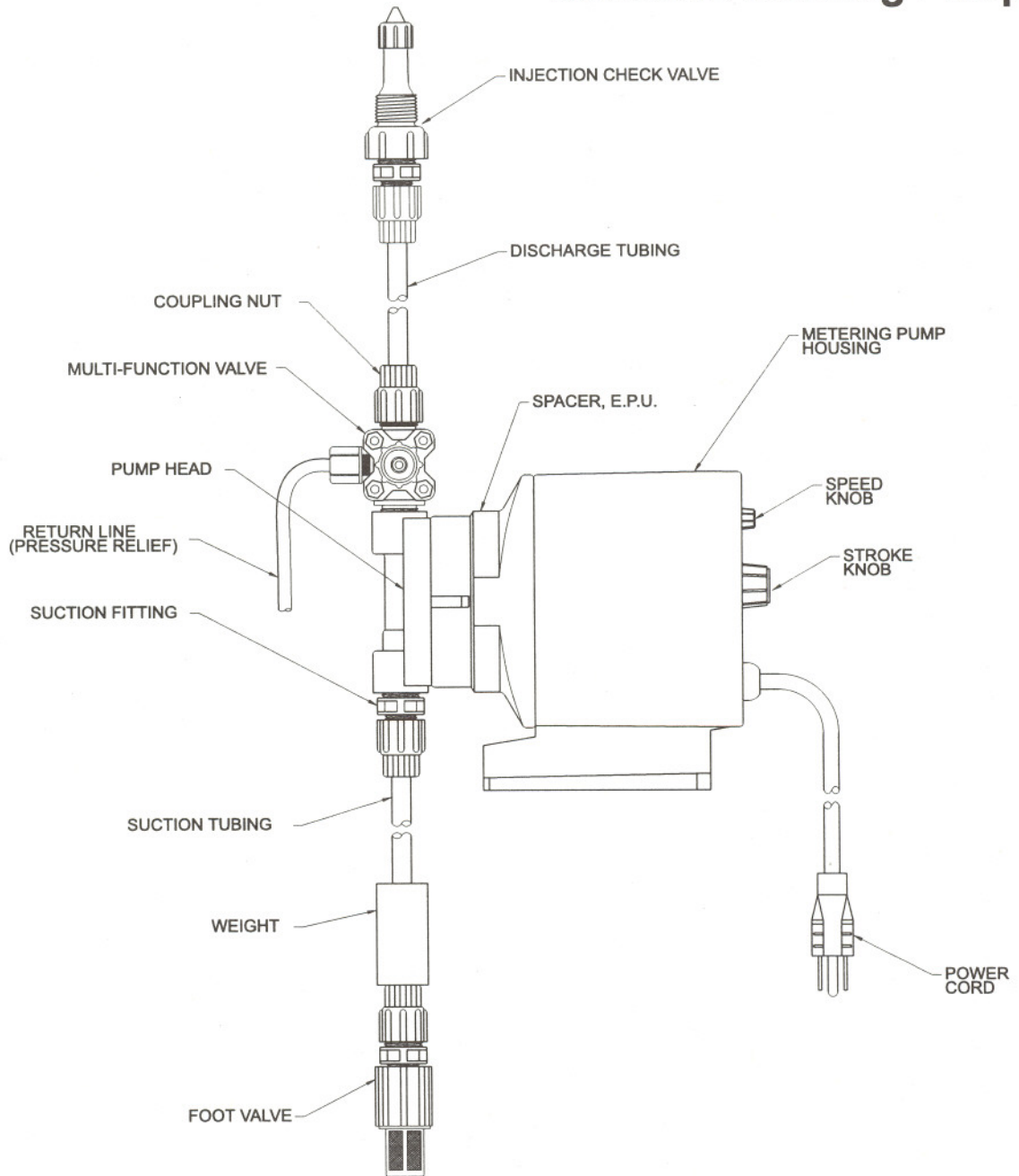


# Instruction Supplement

Series P7

## Electronic Metering Pump



Metering Pump Component Diagram



8 Post Office Square  
Acton, MA 01720 USA  
TEL: (978) 263-9800  
FAX: (978) 264-9172  
<http://www.lmipumps.com>

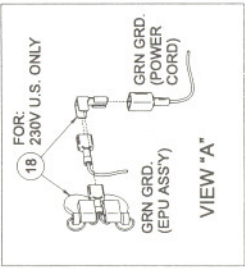
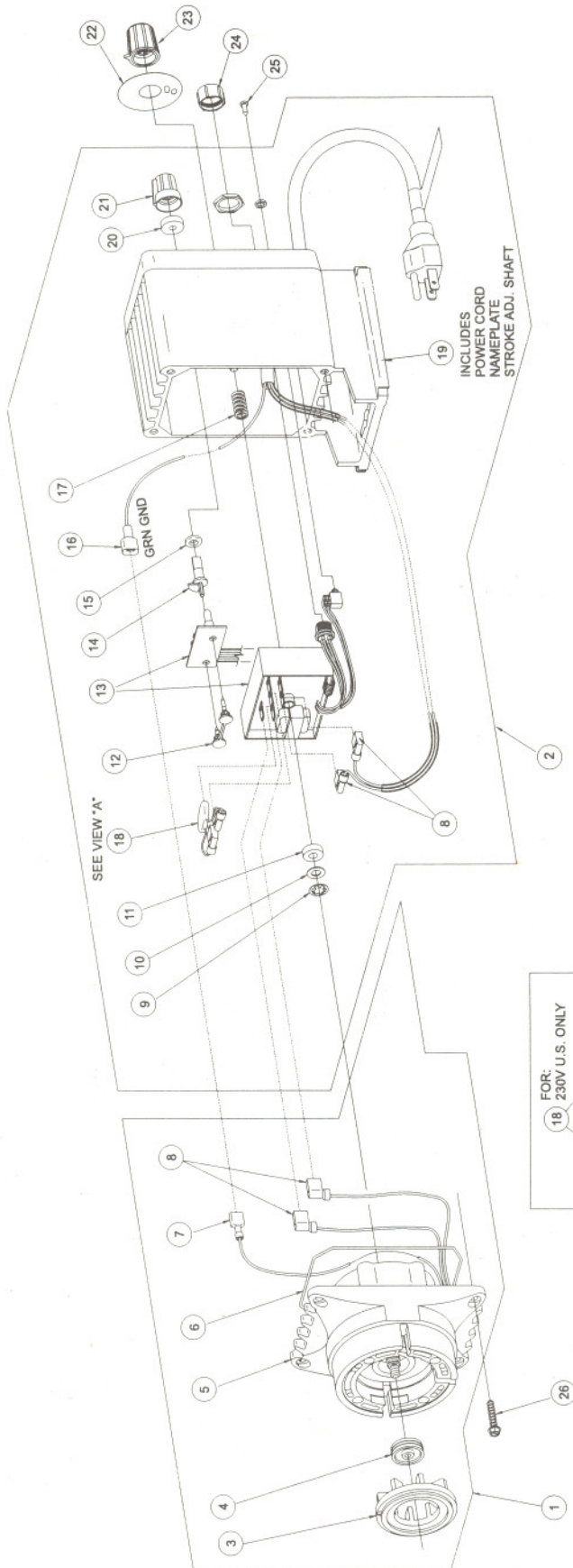


## Series P7 Drive Assembly Parts List

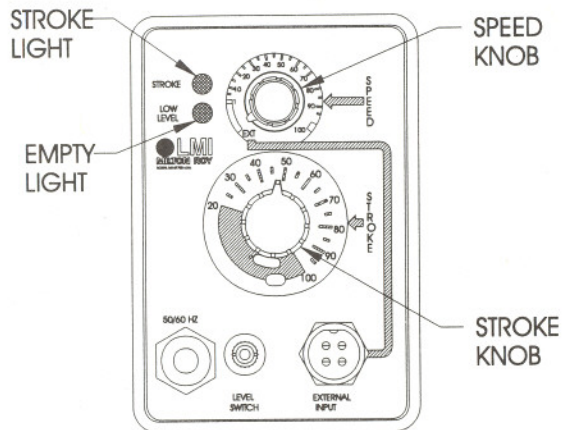
Key No.	MODEL	PART NO.	DESCRIPTION	Qty.
1	P741	30240	EPU W/DISK 0.5	1
	P742, P743, P745, P746, P747	30241	EPU W/DISK 0.5	1
	P751	30242	EPU W/DISK 0.9	1
	P752, P753, P755, P756, P757	30243	EPU W/DISK 0.9	1
	P761	33338	EPU W/DISK 1.8	1
	P762, P763, P765, P766, P767	31781	EPU W/DISK 1.8	1
2	P741, P751, P761	34122	HOUSING ASSEMBLY W/PULSER, 115V	1
	P742, P752, P762	34123	HOUSING ASSEMBLY W/PULSER, 230V US	1
	P743, P753, P763	34124	HOUSING ASSEMBLY W/PULSER, 230V DIN	1
	P745, P755, P765	34125	HOUSING ASSEMBLY W/PULSER, 230V UK	1
	P746, P756, P766	34126	HOUSING ASSEMBLY W/PULSER, 230V AUST	1
	P747, P757, P767	34127	HOUSING ASSEMBLY W/PULSER, 230V SWISS	1
3	P74	29445	DISK, 0.5	1
	P75	26437	DISK, 0.9	1
	P76	29442	DISK, 1.8	1
4	P7	10973	SEAL	1
5	P741, P751	30154	EPU, 115V	1
	P742, P743, P745, P746, P747 P752, P753, P755, P756, P757	30155	EPU, 230V	1
	P761	31862	EPU, 115V	1
	P762, P763, P765, P766, P767	31131	EPU, 230V	1
6	P7	10166	O-RING	1
7	P7	10182-1	WIRE TERMINAL (FEMALE)	1
8	P7	25070-1	WIRE TERMINAL (MALE)	1
9	P7	10422	RETAINING RING	1
10	P7	25963	WASHER, NYLON	1
11	P7	30391	WASHER, RUBBER	1
12	P7	35477	DUAL PIN	1
13	P741, P751, P761	37823	PULSER, 115V	1
	P742, P752, P762 P743, P753, P763 P745, P755, P765 P746, P756, P766 P747, P757, P767	37824	PULSER, 230V	1

Key No.	MODEL	PART NO.	DESCRIPTION	Qty.
14	P7	35743	SPEED SHAFT	1
15	P7	34497	O-RING	1
16	P7	10368-1	WIRE TERMINAL (MALE)	1
17	P7	25414	SPRING	1
18	P741, P751, P761	33448	VARISTOR ASM, 115V	1
	P742, P752, P762	31255	VARISTOR ASM, 230V, US	1
	P743, P753, P763 P745, P755, P765 P746, P756, P766 P747, P757, P767	33449	VARISTOR ASM, 230V	1
19	P741, P751, P761	34374	HOUSING ASSEMBLY, 115V	1
	P742, P752, P762	34375	HOUSING ASSEMBLY, 230V US	1
	P743, P753, P763	34376	HOUSING ASSEMBLY, 230V DIN	1
	P745, P755, P765	34377	HOUSING ASSEMBLY, 230V UK	1
	P746, P756, P766	34378	HOUSING ASSEMBLY, 230V AUST	1
	P747, P757, P767	34379	HOUSING ASSEMBLY, 230V SWISS	1
20	P7	30803	GASKET	1
21	P7	30709	SPEED KNOB	1
22	P76	31127	STROKE DIAL	1
23	P7	30295	STROKE KNOB	1
24	P7	25930	CAP	1
25	P7	30307	PLUG	1
26	P7	30306	SCREW	4

# Series P7 Drive Assembly Exploded View Diagram



# Series P7 Control Panel Detail



# Series P7 Wiring Diagram

WIRING DIAGRAM P7

