

MTH PUMPS

# C41 • C51 • C61 Series

- Capacities to 100 GPM
- Heads to 140 Feet
- Horizontal Close Coupled



C SERIES PUMPS



**MTH PUMPS**

401 West Main Street • Plano, IL 60545-1436  
Phone: 630-552-4115 • Fax: 630-552-3688  
Email: SALES@MTHPUMPS.COM  
<http://WWW.MTHPUMPS.COM>

MTH PUMPS

# C Series Close Coupled Centrifugal Pumps

C41 • C51 • C61 close-coupled centrifugal pumps from MTH provide economical performance for 5 to 100 GPM applications requiring heads to 140 feet. By combining the latest concepts in pump design with precision manufacturing, the C Series pumps deliver excellent efficiency and low NPSH requirements. Efficient manufacturing processes and highly optimized mechanical designs control costs. Maintenance costs are kept to a minimum by combining a highly serviceable design with quality components to provide a long service life.

### Impeller Design

C Series semi-open impellers allow the pump to pass small solids and fibrous material while close running tolerances maintain efficiency and performance. Impellers are pre-trimmed to be non-overloading to the pump and motor size indicated.

### NPSH Requirements

C Series centrifugal pumps meet low net positive suction head requirements (NPSHR) without sacrificing efficiency. This is achieved by low fluid inlet velocity and gentle acceleration to peripheral velocities.

### Mechanical Seal Box

The large seal chamber provides a wide fluid passage area for maximum cooling of the seal faces and allows debris and gases to be flushed away.

### Axial Balance System

The C Series pumps utilize a thrust balancing system which combines the advantages of both static and dynamic balancing techniques to reduce axial thrust and provide longer bearing life.

### D3 Motors

Similar to the T31 Series, the C Series takes advantage of our custom manufactured dual face D3 motors that incorporate a 304 stainless steel shaft and heavy-duty bearing. The stainless steel shaft eliminates the necessity of a shaft sleeve, thereby reducing the parts

count and simplifying maintenance and servicing procedures. All D3 motors also feature a two-pole 50/60Hz rating, as well as CE Mark approval useful for OEM's with worldwide customers. The three-phase versions of the D3 motors feature a compact TEFC enclosure and a range from 1/3 to 3HP. The single phase D3 motors have an ODP enclosure and a range from 1/3 to 2HP.

### Adjustable Casing

C Series pump casings are axially adjustable allowing the use of custom impellers for OEM applications and to allow restoration of performance by closing up the internal clearances that develop over the course of a unit's extended service life.

## Optional Features

### Construction Materials

C Series pumps are also available in all bronze construction. Seal elastomer and "O" ring gaskets of Buna, EPR, and Viton are available. Carbon vs. Ceramic seal/seal materials are standard with graphite loaded silicon carbide seal/seal as an option.

### Inlet Strainer

A 90° suction strainer with a replaceable screen is available for installation in the suction line to help prevent foreign materials from entering the pump. A cap at the bottom of the strainer can be easily and quickly removed for screen cleaning or replacement.

## Engineering Specifications

### Horizontal Close Coupled

The contractor shall furnish (and install as shown on the plans) an MTH (C41) (C51) (C61) Series horizontal close-coupled centrifugal type pump size \_\_\_\_\_ Stainless Steel construction. Each pump shall have a capacity of \_\_\_\_\_ GPM when operating at a total head of \_\_\_\_\_ feet. Suction pressure will be \_\_\_\_\_ feet with a liquid temperature of \_\_\_\_\_ °F.

The pump is to be furnished with 5/8" Type 2106 mechanical seal with stainless steel metal parts, (Buna) (Viton) elastomers, (ceramic seat and carbon primary ring) (Graphite load-

ed silicon carbide seat and primary ring). A 304 stainless steel shaft shall be furnished in all pumps.

The pump casing shall be vertically split, end suction. (Top Discharge) (90° Discharge) (180° Discharge) (270° Discharge) The impeller shall use dynamic thrust balancing.

The pump shall be close-coupled to an 80mm "C" face \_\_\_\_\_ HP \_\_\_\_\_ phase \_\_\_\_\_ Hertz \_\_\_\_\_ Volt \_\_\_\_\_ RPM horizontal (Open Drip-Proof) (Totally Enclosed) motor with a CE Mark and UL rating.

### STANDARD MATERIALS

PART	MATERIAL
Motor Bracket	Stainless Steel
Casing	Stainless Steel
Impeller	Stainless Steel
Motor Shaft	Stainless Steel
"O" Rings	Viton
Seals	Carbon/Viton
Seats	Ceramic/Viton

### LIMITATIONS

Discharge Pressure	200 PSI
Suction Pressure* (Max)	145 PSI
Suction Pressure (Min.)	26" Hg Vac.
Speed** (Max.)	5500 RPM

### Temperature

Standard Construction	-20° F
Ceramic Seal Seat - Water	+230° F
Graph. Imp. Silicon Carbide Seal Seat & Seal Flush	+250° F

### Horsepower

D3 Motors - 3Ø	3 HP
D3 Motors - 1Ø	2 HP



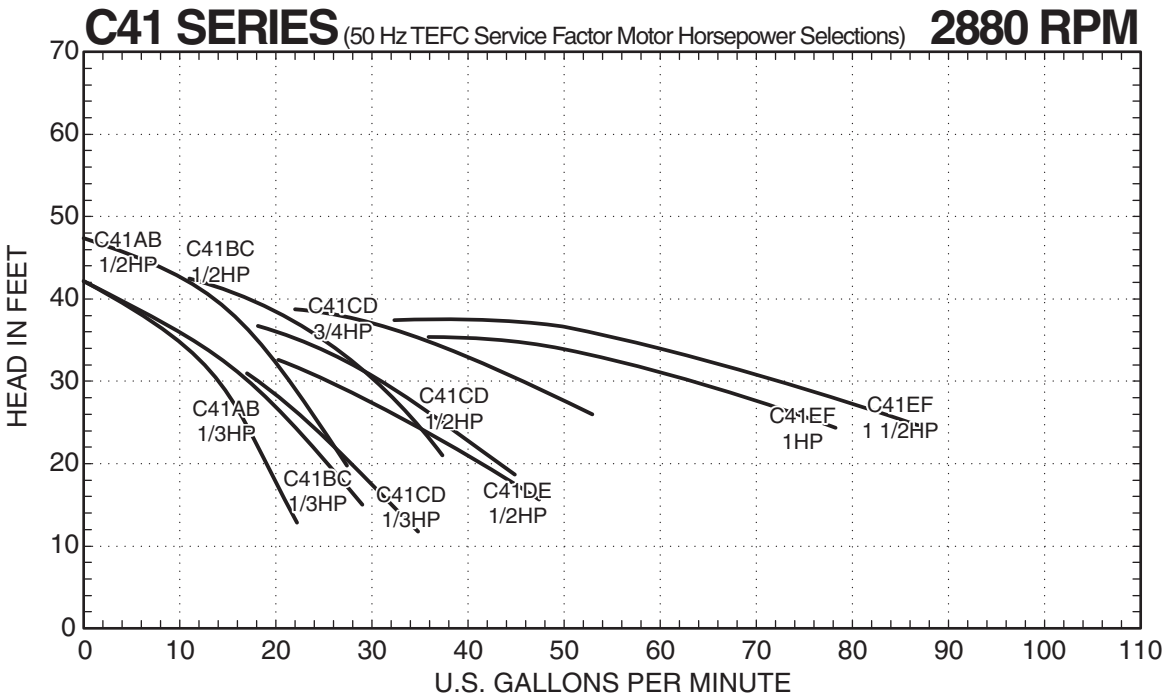
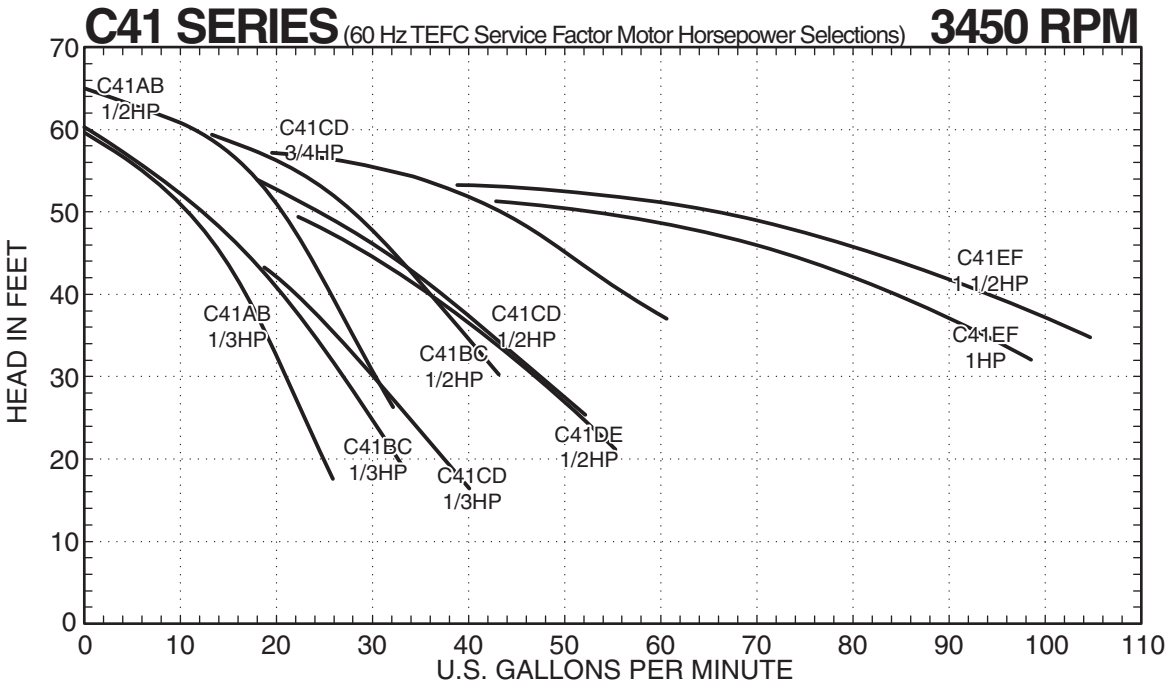
**WARNING:**  
CANCER AND REPRODUCTIVE HARM  
WWW.P65WARNINGS.CA.GOV

\* Consult factory for pressures over 145 psi

\*\* With variable frequency drive @ 90Hz

C41 • C51 • C61 SERIES

# Composite Curve



C41 SERIES PUMPS

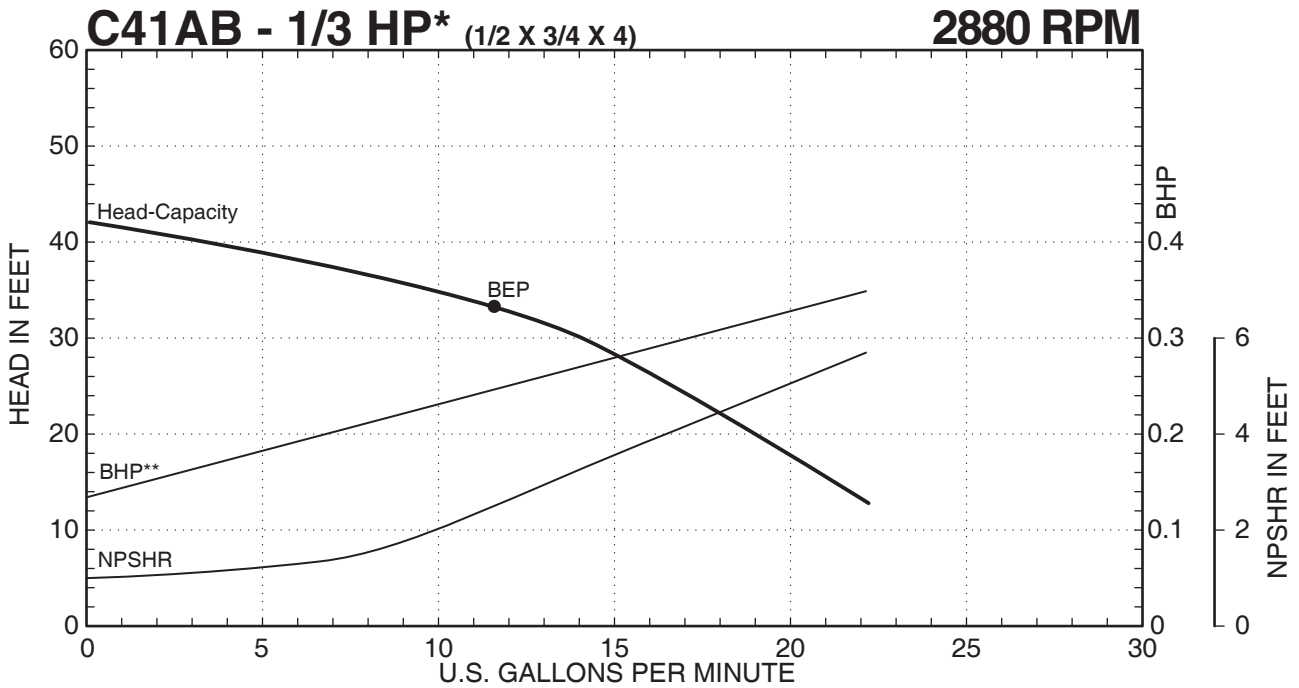
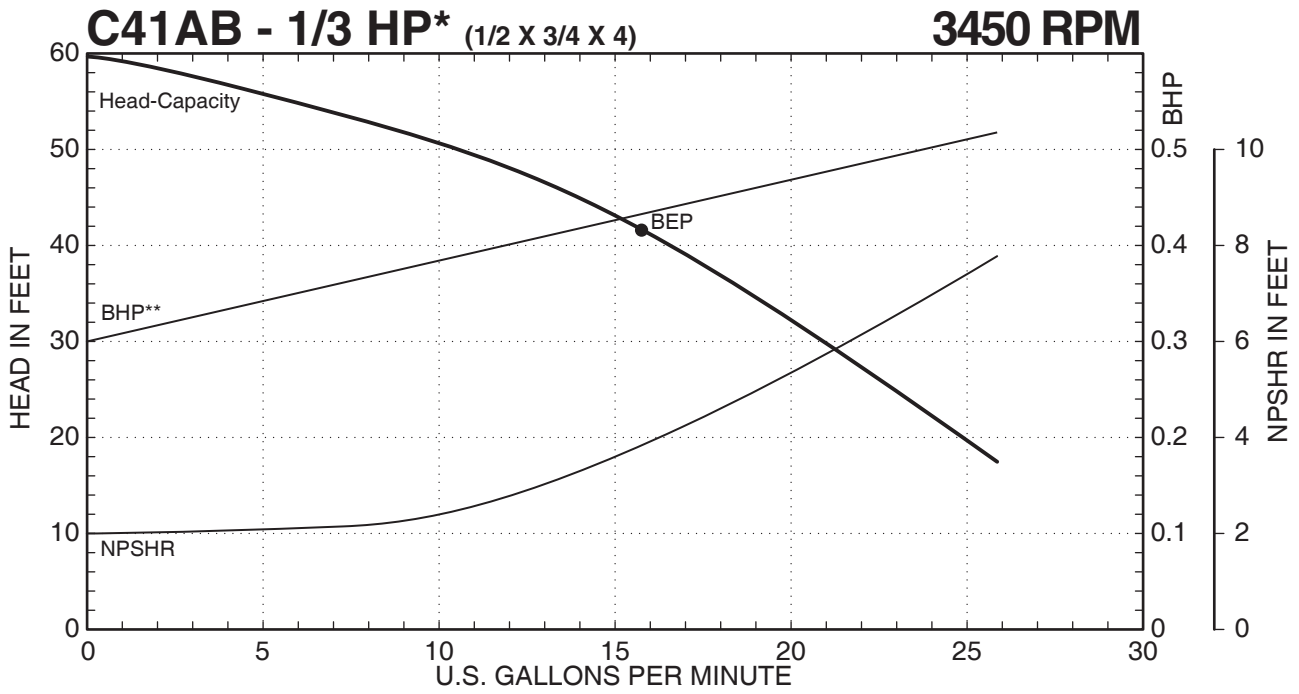


**MTH PUMPS**

401 West Main Street • Plano, IL 60545-1436  
 Phone: 630-552-4115 • Fax: 630-552-3688  
 Email: SALES@MTHPUMPS.COM  
 http://WWW.MTHPUMPS.COM

C41 • C51 • C61 SERIES

# Performance Curves



C41 SERIES PUMPS



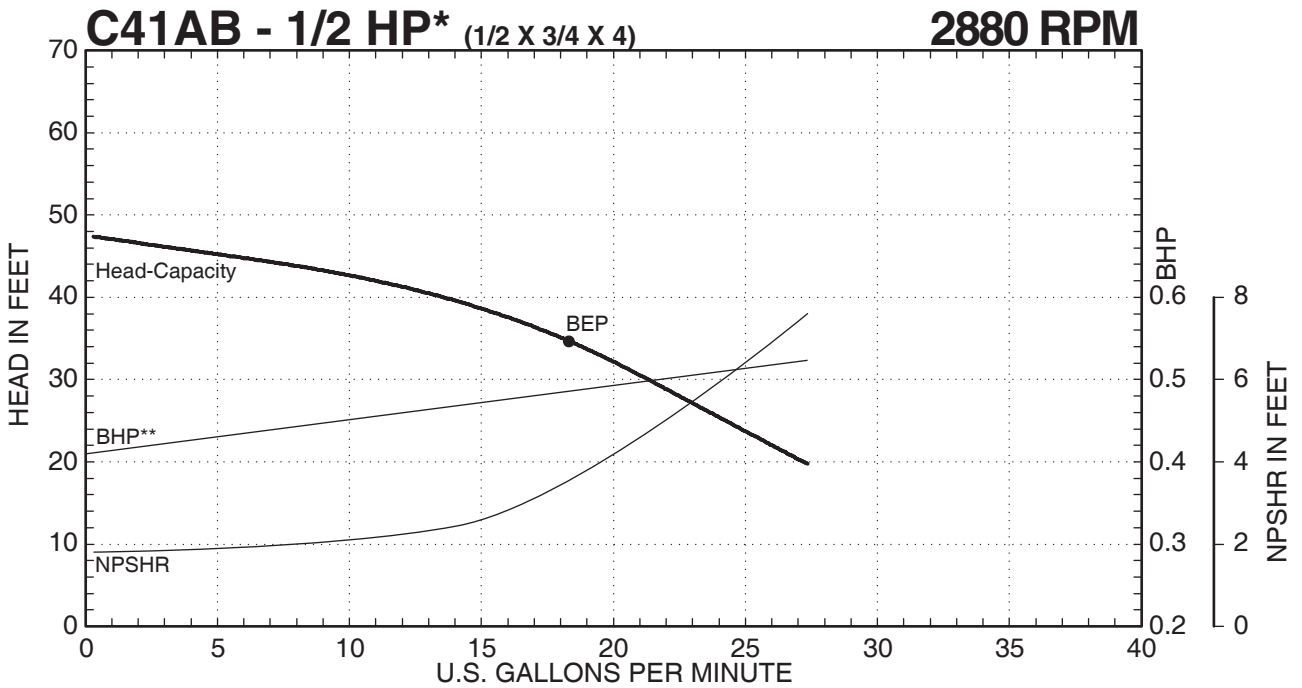
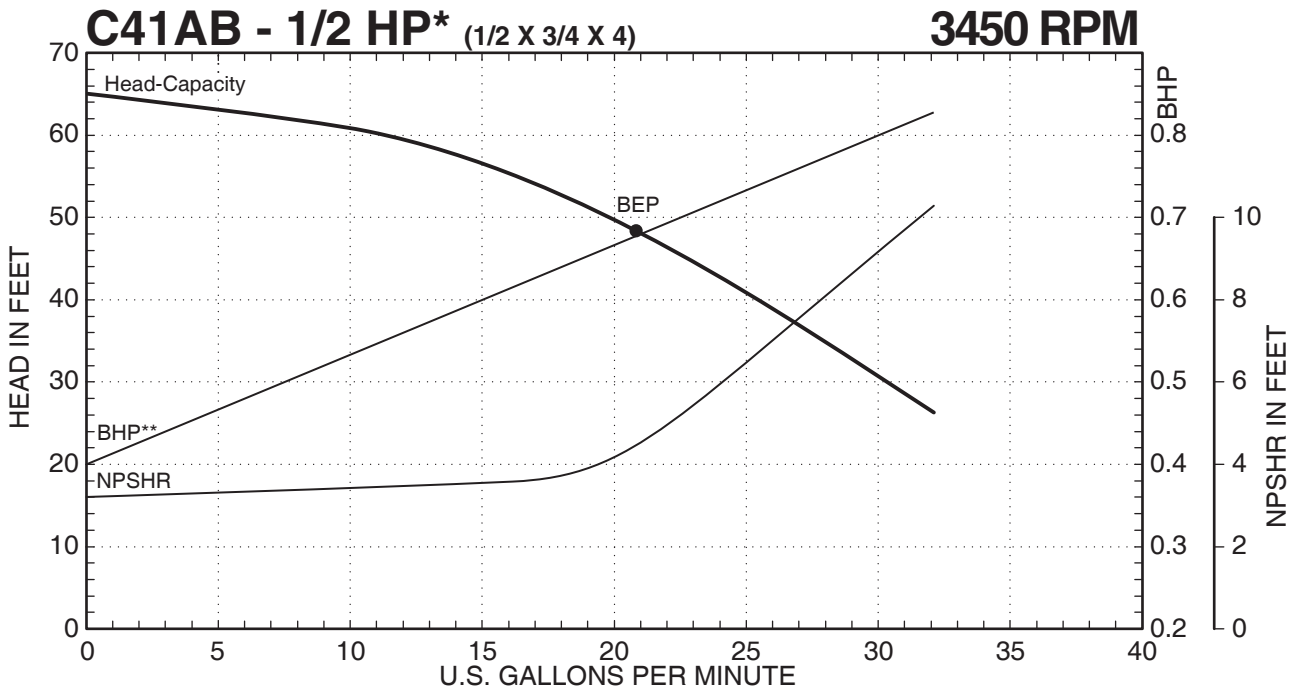
## MTH PUMPS

401 West Main Street • Plano, IL 60545-1436  
 Phone: 630-552-4115 • Fax: 630-552-3688  
 Email: SALES@MTHPUMPS.COM  
 http://WWW.MTHPUMPS.COM

3 Phase 1/3 HP trim pump is furnished with a 1/2 HP 3/60/208-230/460V TEFC Motor.  
 \*High Service Factor Motor Horsepower Selections - See Standard Motor Guide and/or Motor Price Sheets for more information.  
 \*\*BHP data valid for 1.0 specific gravity fluids only.

C41 • C51 • C61 SERIES

# Performance Curves



C41 SERIES PUMPS



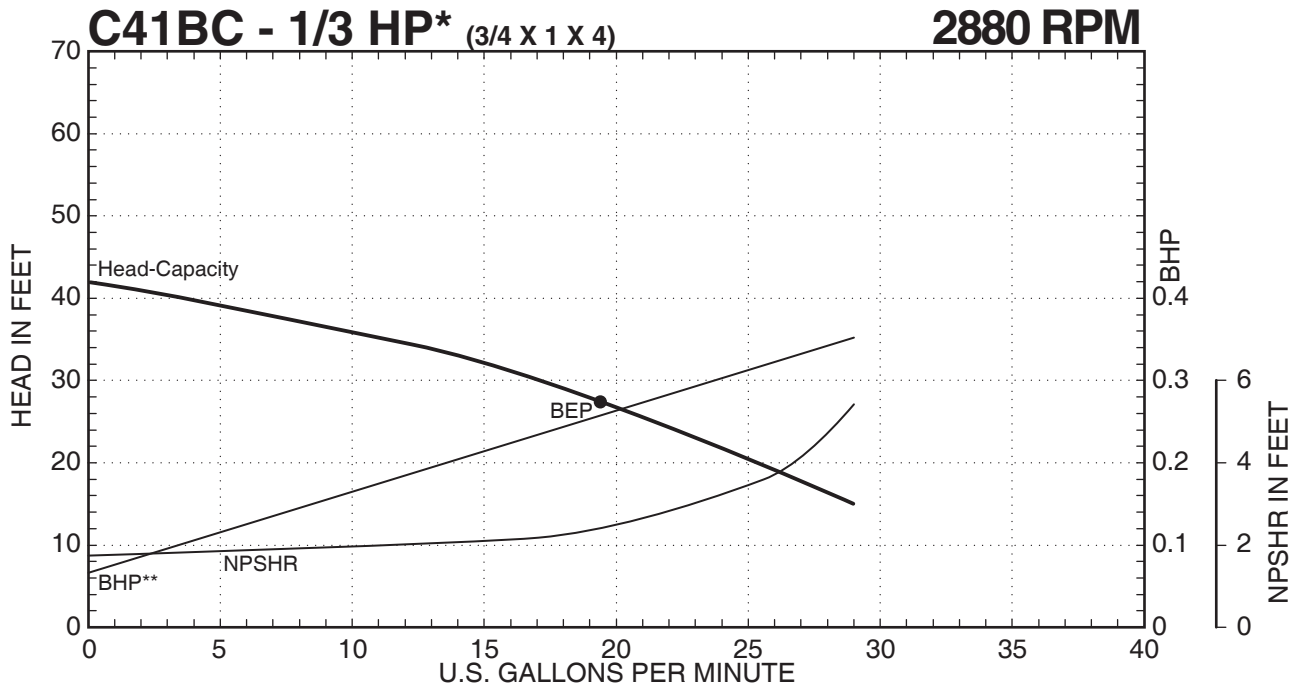
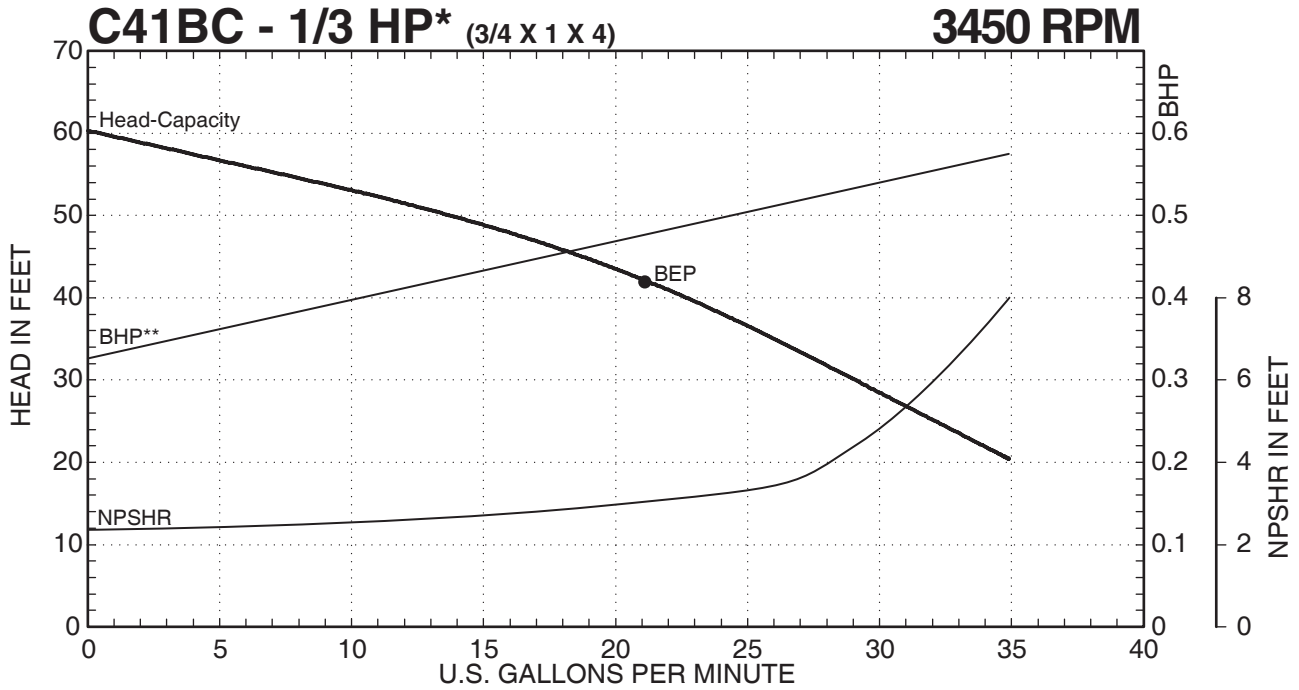
**MTH PUMPS**

401 West Main Street • Plano, IL 60545-1436  
 Phone: 630-552-4115 • Fax: 630-552-3688  
 Email: SALES@MTHPUMPS.COM  
 http://WWW.MTHPUMPS.COM

\*High Service Factor Motor Horsepower Selections - See Standard Motor Guide and/or Motor Price Sheets for more information.  
 \*\*BHP data valid for 1.0 specific gravity fluids only.

C41 • C51 • C61 SERIES

# Performance Curves



C41 SERIES PUMPS



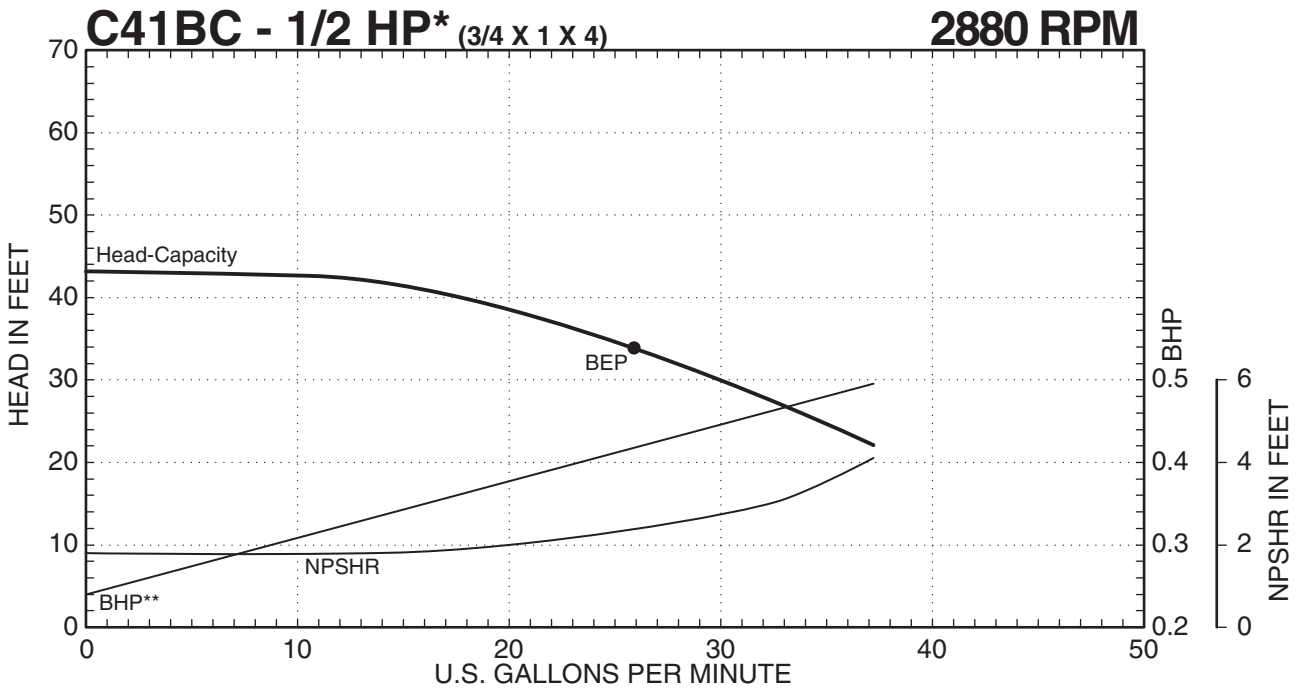
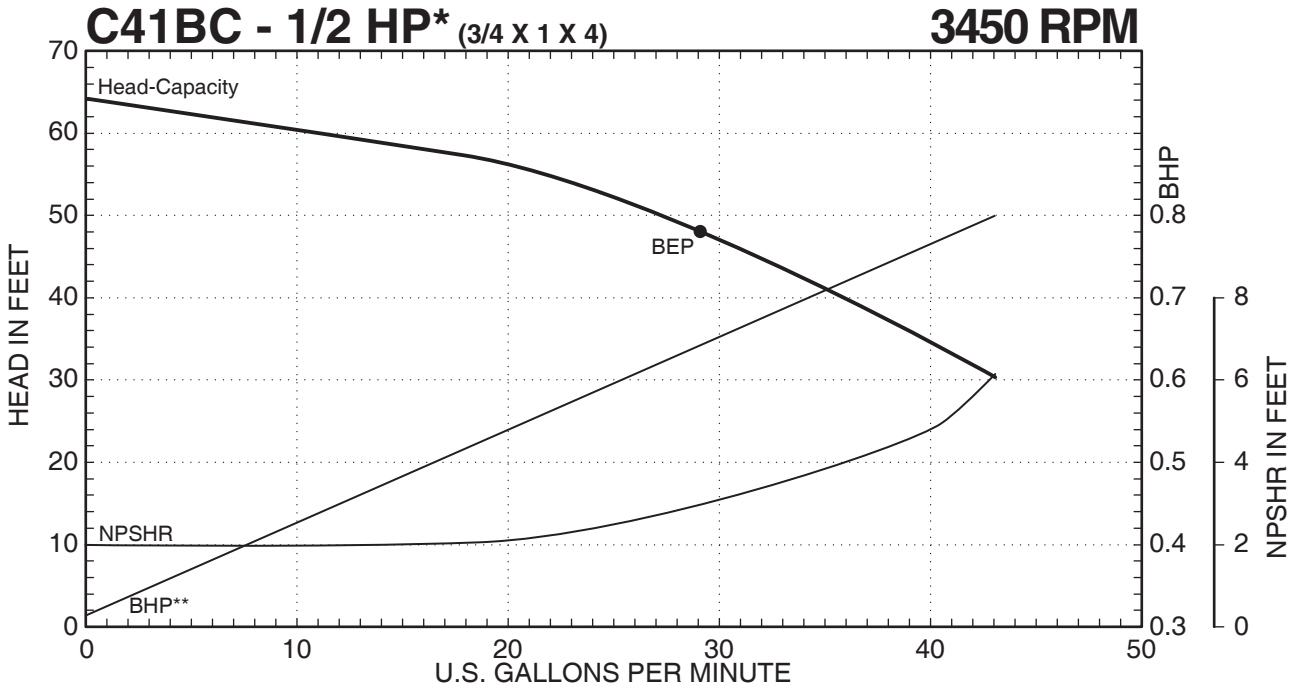
## MTH PUMPS

401 West Main Street • Plano, IL 60545-1436  
 Phone: 630-552-4115 • Fax: 630-552-3688  
 Email: SALES@MTHPUMPS.COM  
 http://WWW.MTHPUMPS.COM

3 Phase 1/3 HP trim pump is furnished with a 1/2 HP 3/60/208-230/460V TEFC Motor.  
 \*High Service Factor Motor Horsepower Selections - See Standard Motor Guide and/or Motor Price Sheets for more information.  
 \*\*BHP data valid for 1.0 specific gravity fluids only.

C41 • C51 • C61 SERIES

# Performance Curves



C41 SERIES PUMPS



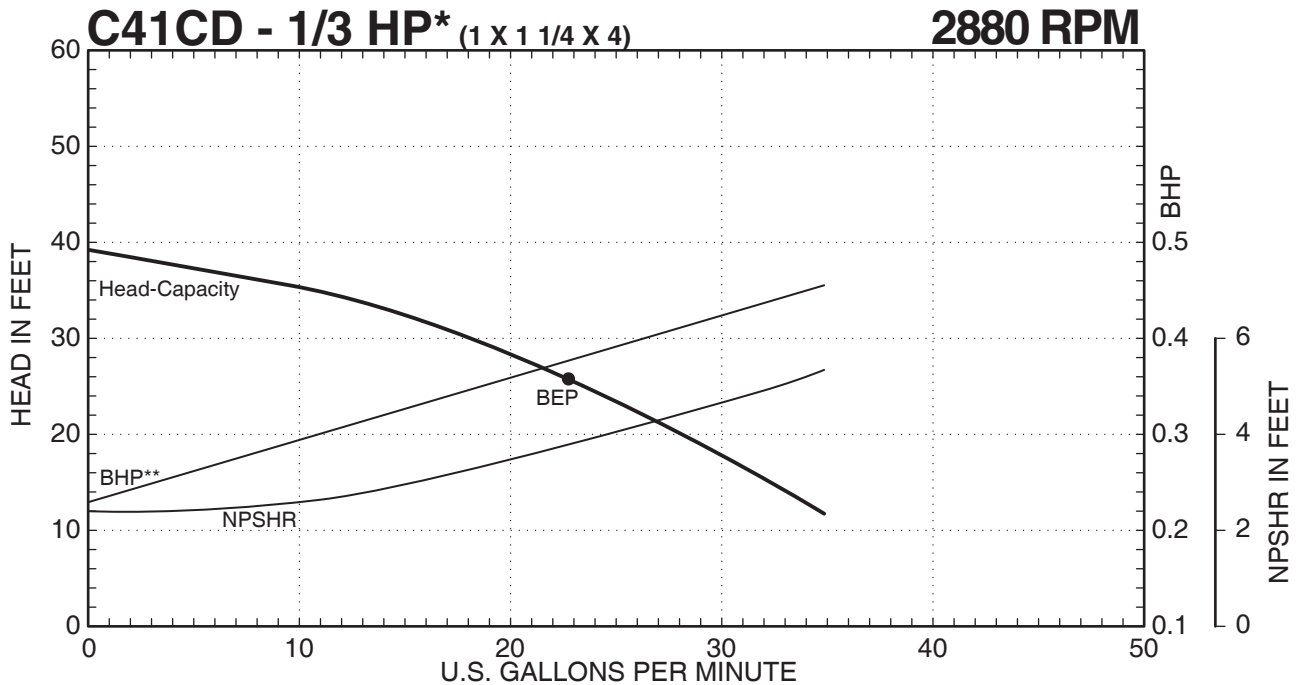
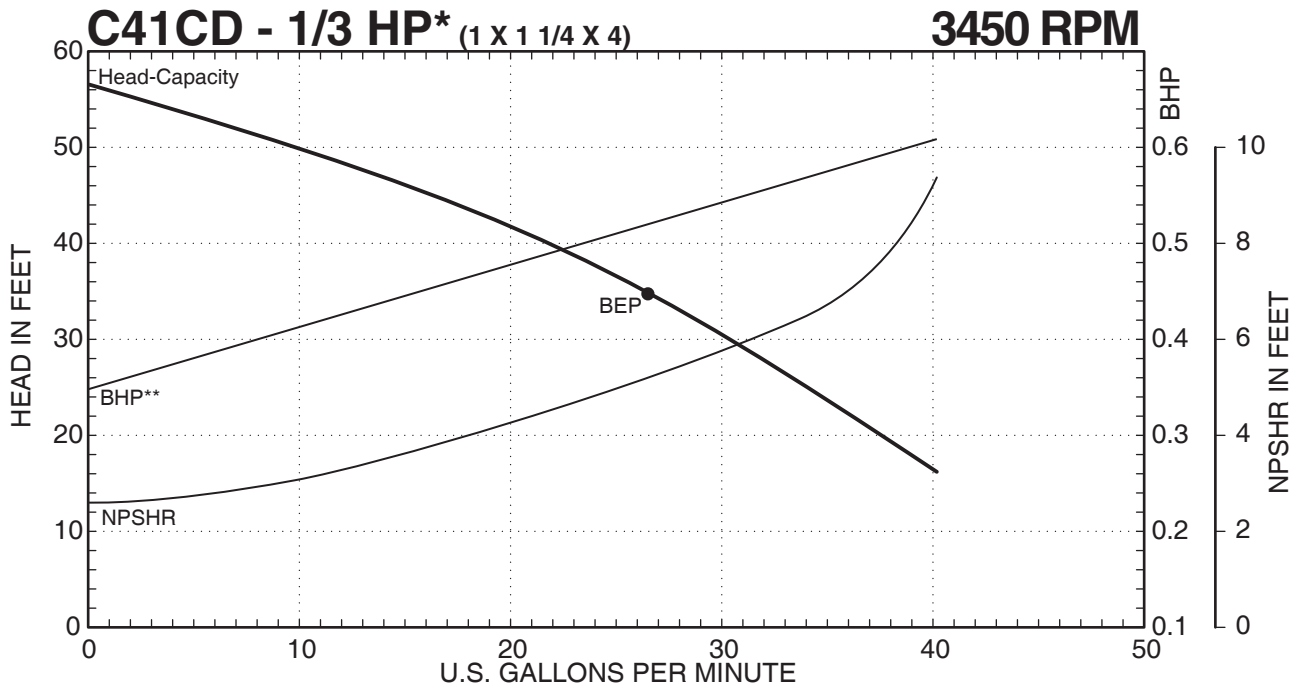
**MTH PUMPS**

401 West Main Street • Plano, IL 60545-1436  
 Phone: 630-552-4115 • Fax: 630-552-3688  
 Email: SALES@MTHPUMPS.COM  
 http://WWW.MTHPUMPS.COM

\*High Service Factor Motor Horsepower Selections - See Standard Motor Guide and/or Motor Price Sheets for more information.  
 \*\*BHP data valid for 1.0 specific gravity fluids only.

C41 • C51 • C61 SERIES

# Performance Curves



C41 SERIES PUMPS



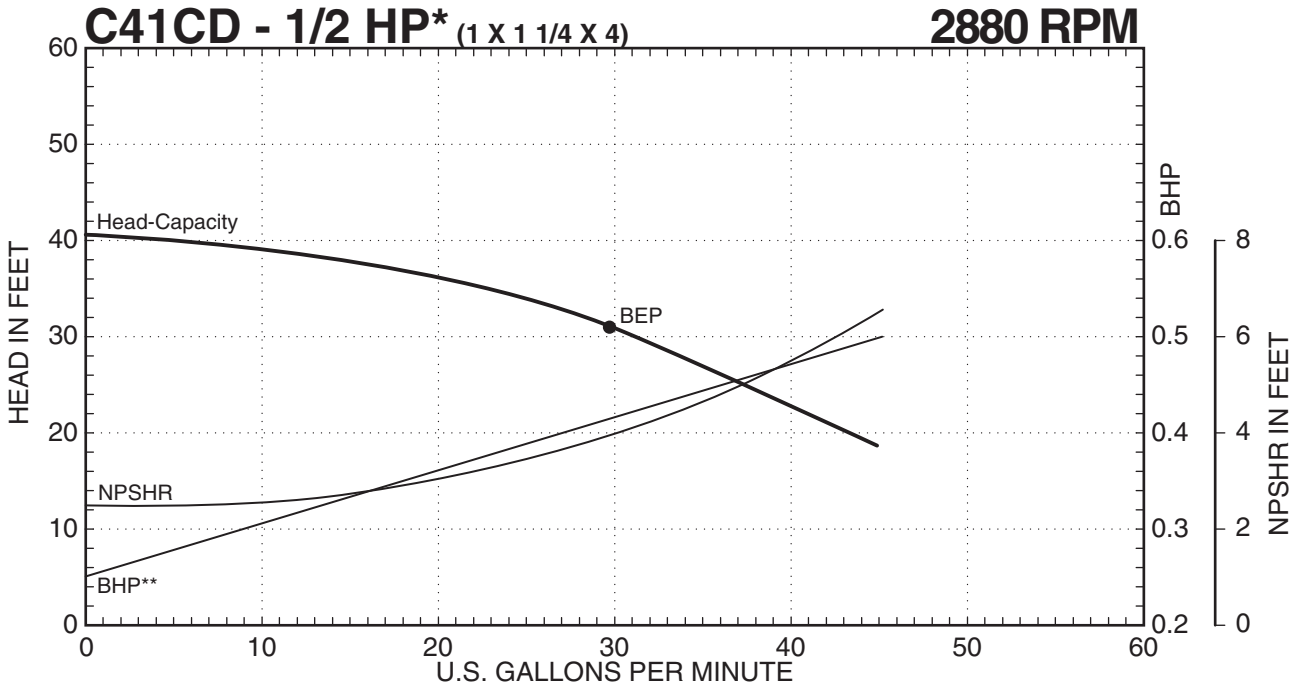
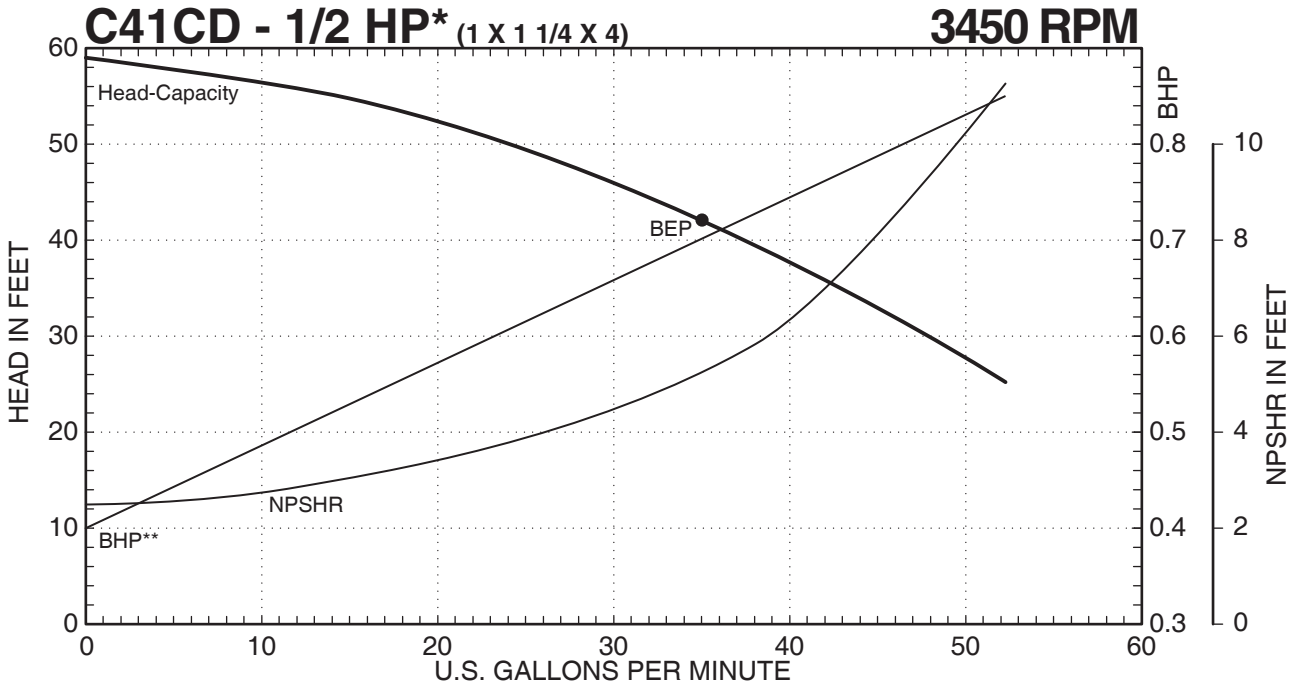
## MTH PUMPS

401 West Main Street • Plano, IL 60545-1436  
 Phone: 630-552-4115 • Fax: 630-552-3688  
 Email: SALES@MTHPUMPS.COM  
<http://WWW.MTHPUMPS.COM>

3 Phase 1/3 HP trim pump is furnished with a 1/2 HP 3/60/208-230/460V TEFC Motor.  
 \*High Service Factor Motor Horsepower Selections - See Standard Motor Guide and/or Motor Price Sheets for more information.  
 \*\*BHP data valid for 1.0 specific gravity fluids only.

C41 • C51 • C61 SERIES

# Performance Curves



C41 SERIES PUMPS



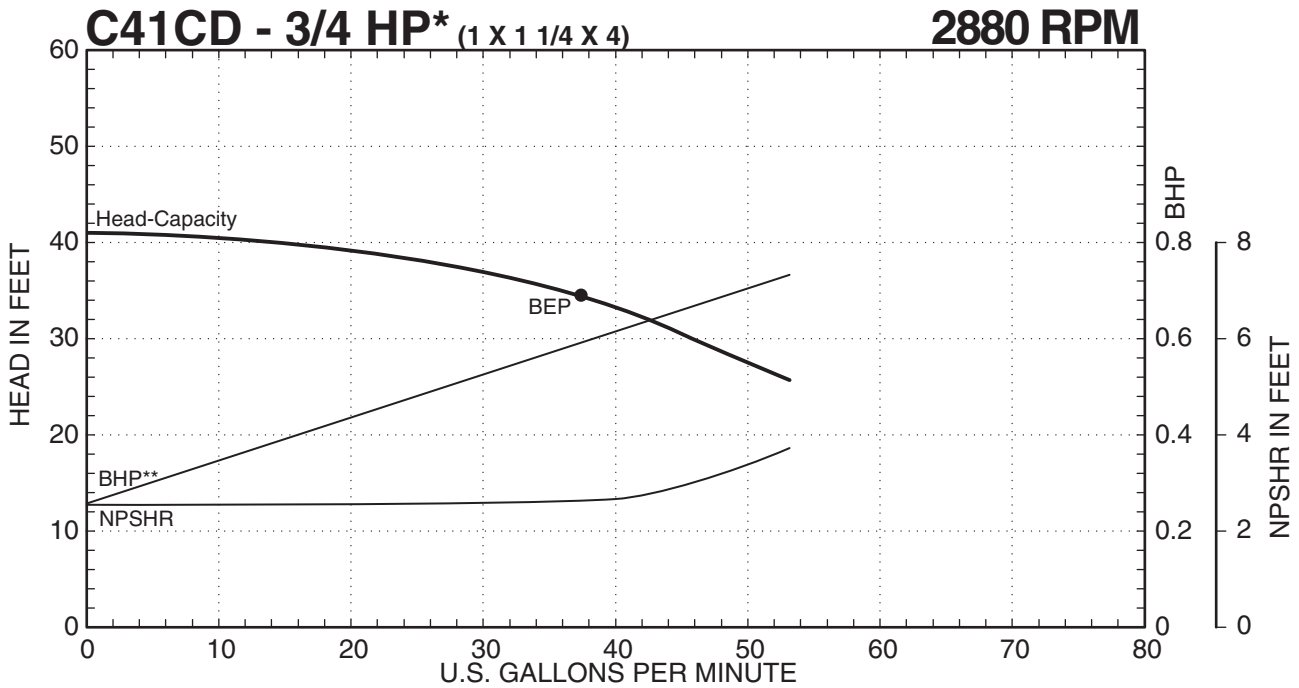
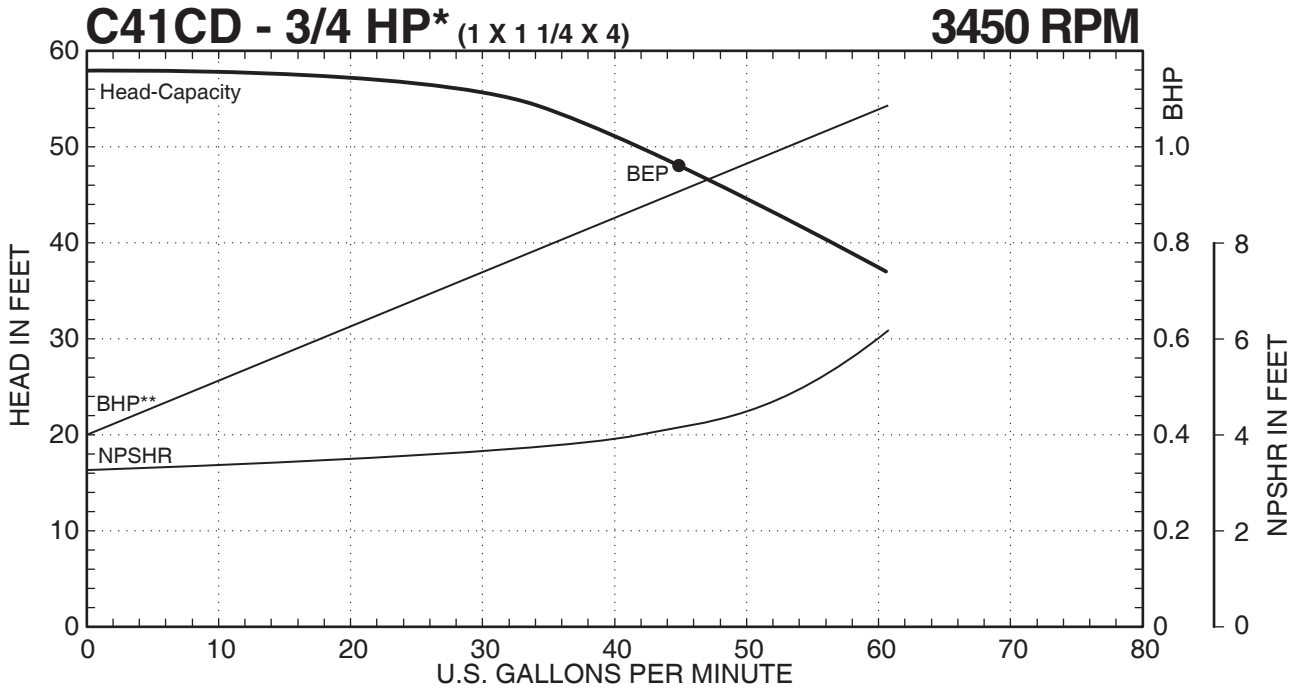
**MTH PUMPS**

401 West Main Street • Plano, IL 60545-1436  
 Phone: 630-552-4115 • Fax: 630-552-3688  
 Email: SALES@MTHPUMPS.COM  
 http://WWW.MTHPUMPS.COM

\*High Service Factor Motor Horsepower Selections - See Standard Motor Guide and/or Motor Price Sheets for more information.  
 \*\*BHP data valid for 1.0 specific gravity fluids only.

C41 • C51 • C61 SERIES

# Performance Curves



C41 SERIES PUMPS



**MTH PUMPS**

401 West Main Street • Plano, IL 60545-1436  
 Phone: 630-552-4115 • Fax: 630-552-3688  
 Email: SALES@MTHPUMPS.COM  
 http://WWW.MTHPUMPS.COM

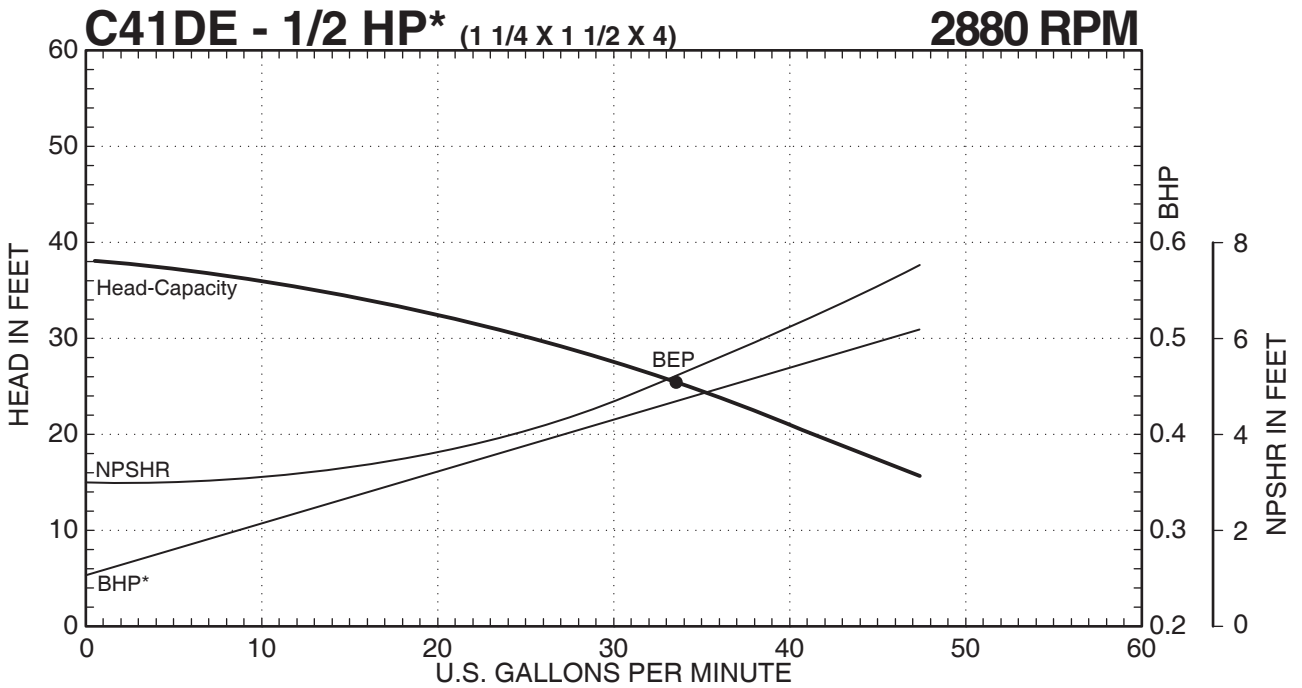
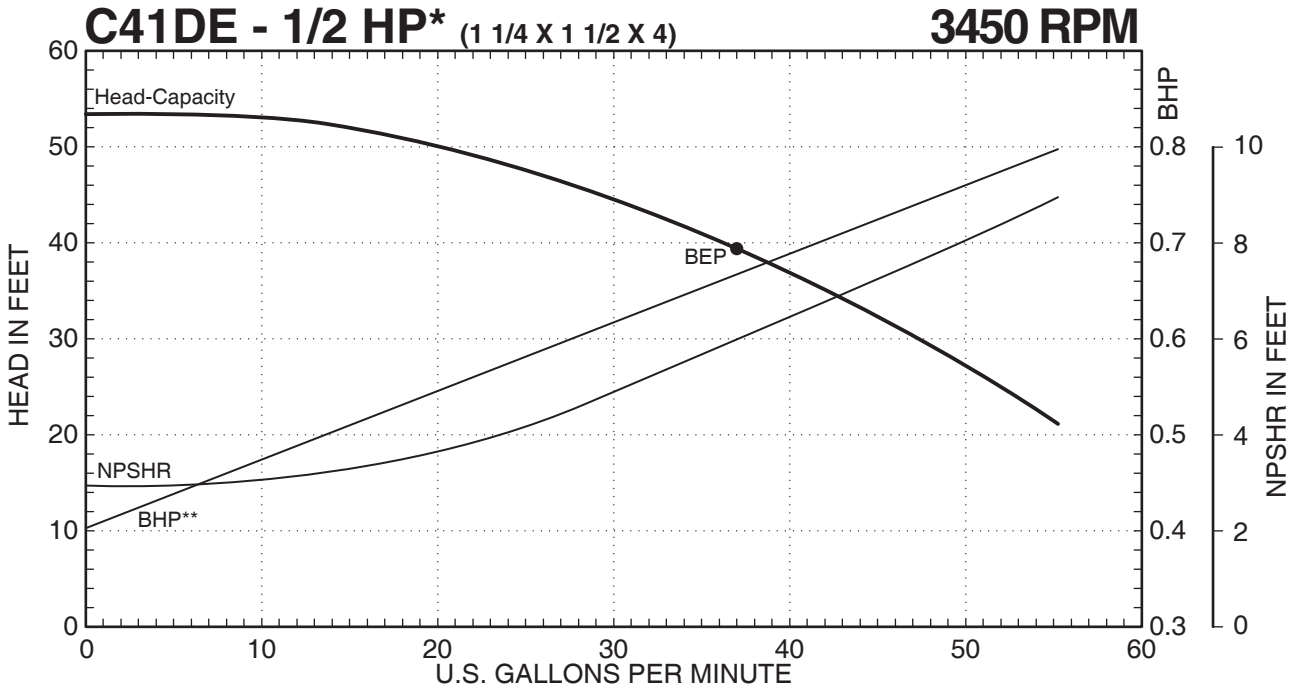
DOE Compliance: IMP DIA = 4.00" PEIcl = 0.96

\*High Service Factor Motor Horsepower Selections - See Standard Motor Guide and/or Motor Price Sheets for more information.

\*\*BHP data valid for 1.0 specific gravity fluids only.

C41 • C51 • C61 SERIES

# Performance Curves



C41 SERIES PUMPS



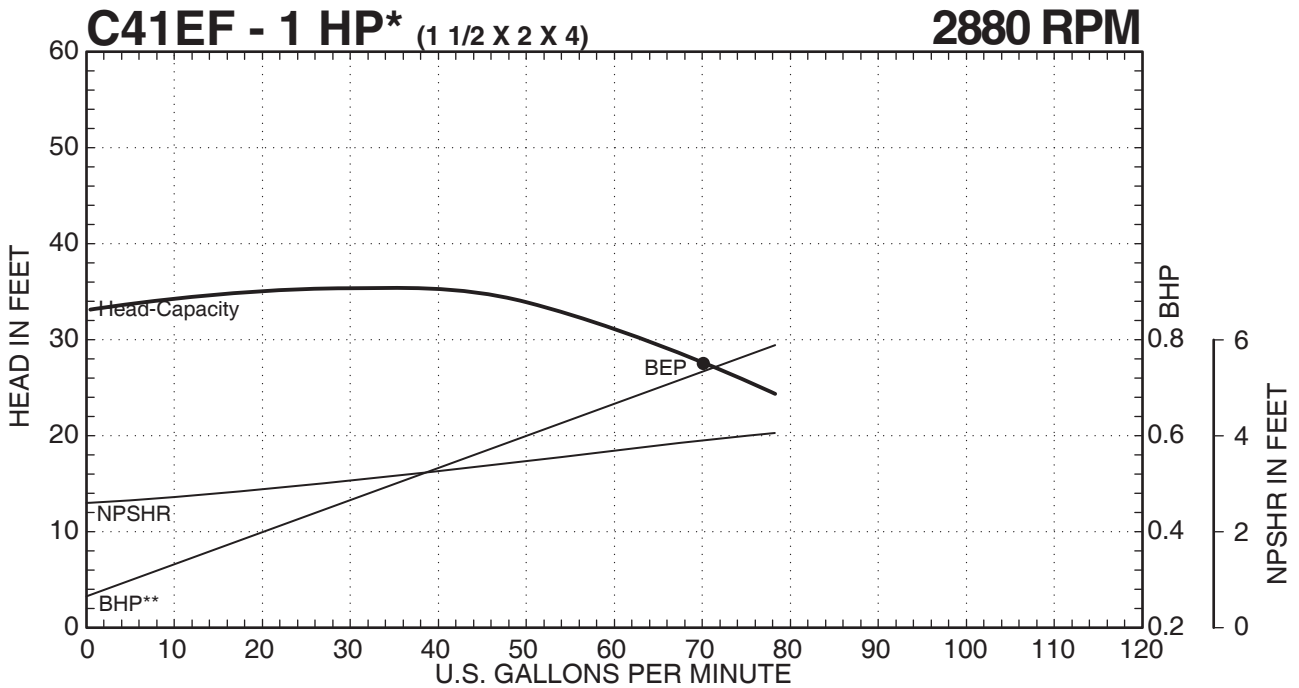
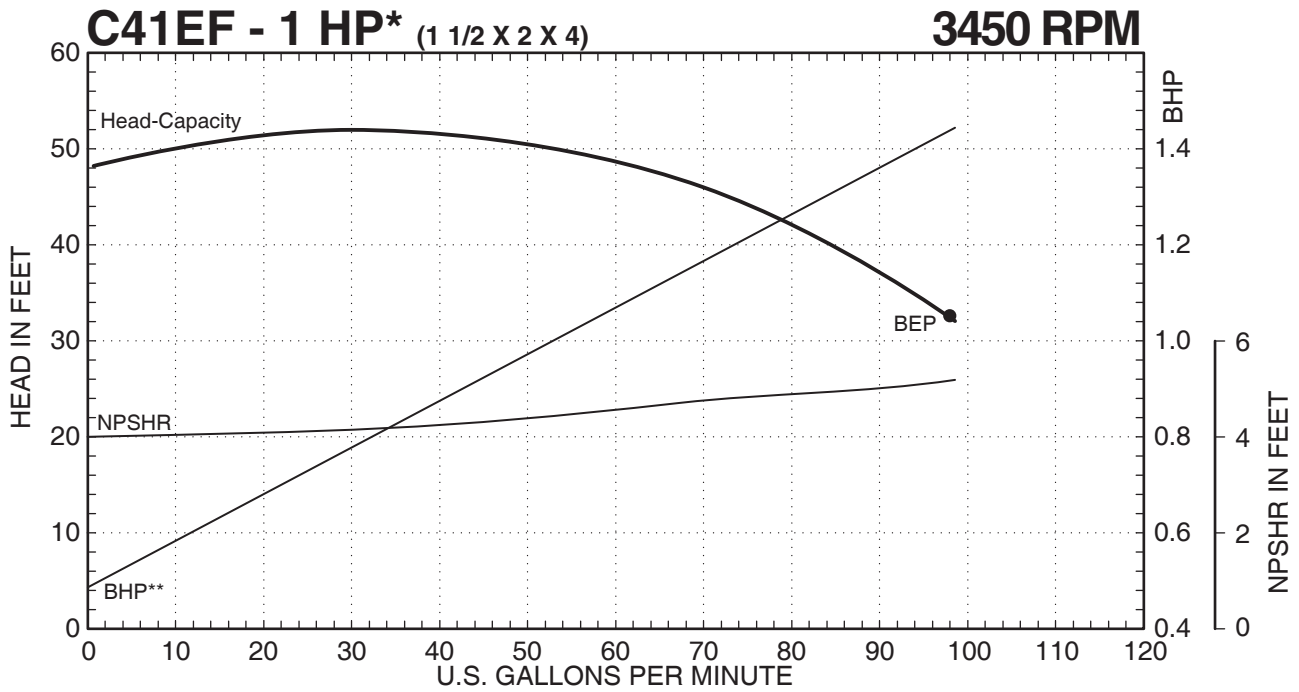
**MTH PUMPS**

401 West Main Street • Plano, IL 60545-1436  
 Phone: 630-552-4115 • Fax: 630-552-3688  
 Email: SALES@MTHPUMPS.COM  
 http://WWW.MTHPUMPS.COM

\*High Service Factor Motor Horsepower Selections - See Standard Motor Guide and/or Motor Price Sheets for more information.  
 \*\*BHP data valid for 1.0 specific gravity fluids only.

C41 • C51 • C61 SERIES

# Performance Curves



C41 SERIES PUMPS



**MTH PUMPS**

401 West Main Street • Plano, IL 60545-1436  
 Phone: 630-552-4115 • Fax: 630-552-3688  
 Email: SALES@MTHPUMPS.COM  
 http://WWW.MTHPUMPS.COM

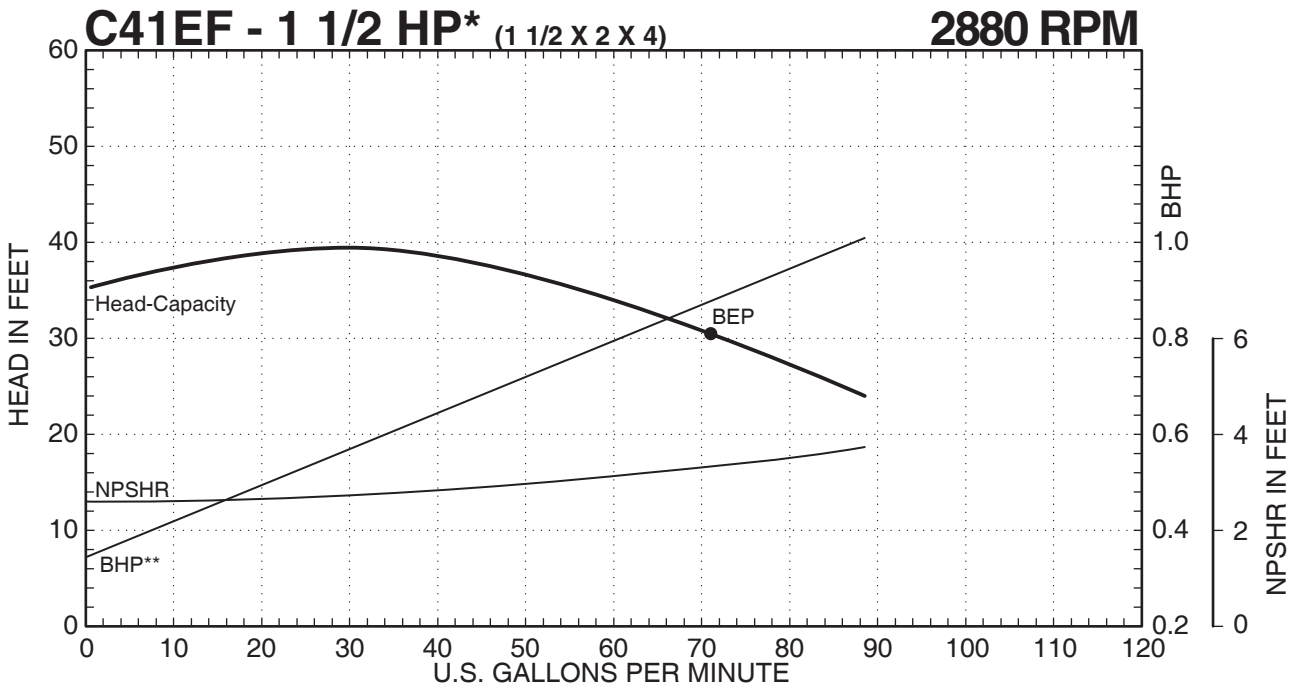
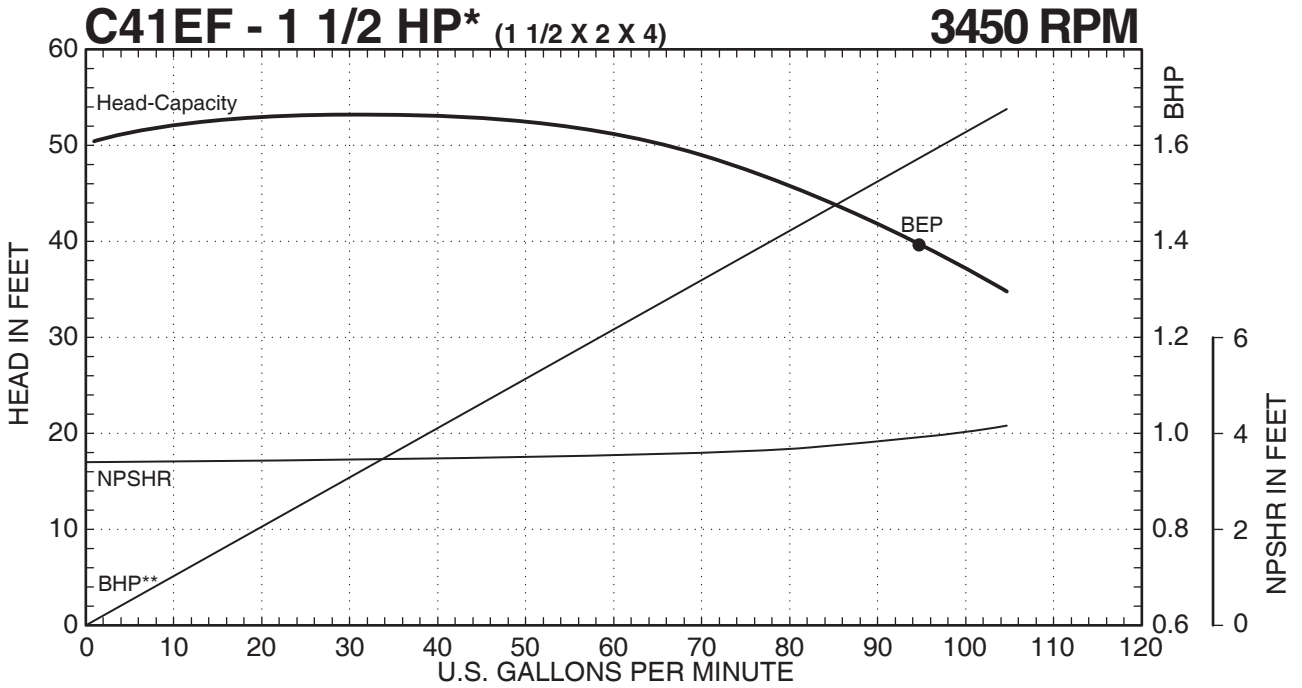
DOE Compliance: IMP DIA = 4.00" PEIcl = 0.87

\*High Service Factor Motor Horsepower Selections - See Standard Motor Guide and/or Motor Price Sheets for more information.

\*\*BHP data valid for 1.0 specific gravity fluids only.

C41 • C51 • C61 SERIES

# Performance Curves



C41 SERIES PUMPS



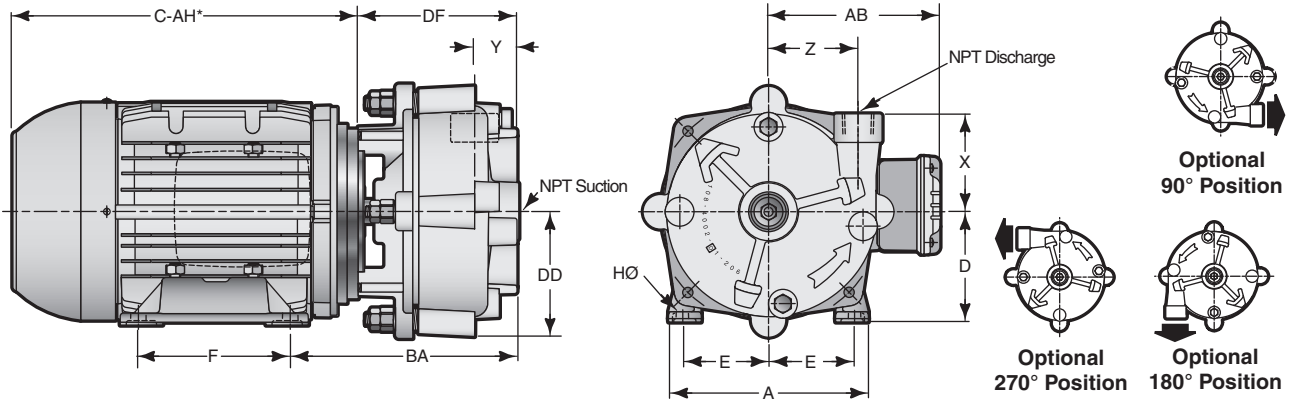
**MTH PUMPS**

401 West Main Street • Plano, IL 60545-1436  
 Phone: 630-552-4115 • Fax: 630-552-3688  
 Email: SALES@MTHPUMPS.COM  
 http://WWW.MTHPUMPS.COM

DOE Compliance: IMP DIA = 4.00" PEIcl = 0.89  
 \*High Service Factor Motor Horsepower Selections - See Standard Motor Guide and/or Motor Price Sheets for more information.  
 \*\*BHP data valid for 1.0 specific gravity fluids only.

C41 • C51 • C61 SERIES

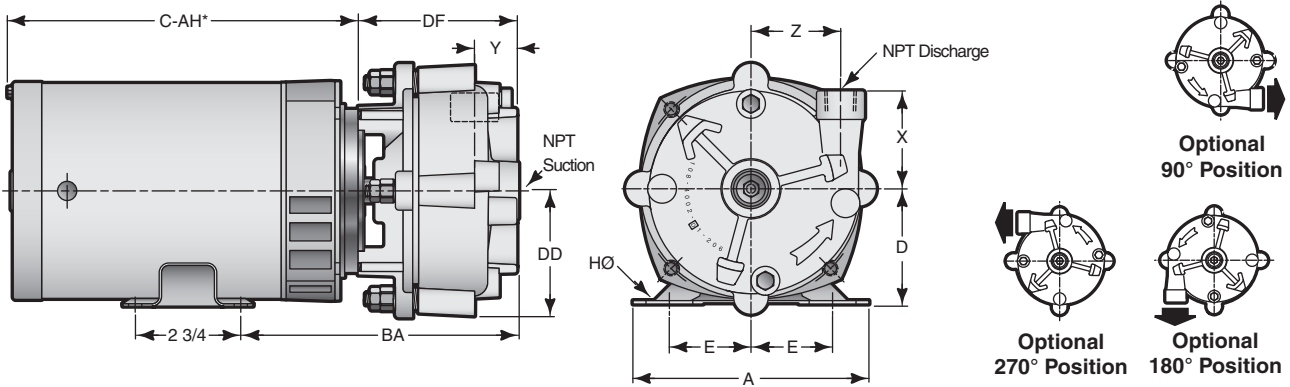
# C41 Dimensions



### 3 Phase TEFC Motors

Pump Size				71 Frame (1/3 HP - 1 HP)										80 Frame (1 1/2 HP - 2HP)						
Model	Disch.	Suction	Imp. Ø	DD	DF	X	Y	Z	A	AB	D	E	F	BA	A	AB	D	E	F	BA
C41AB	1/2	3/4	4	3 1/4	4 3/16	2 9/16	1 3/16	2 5/16	5 1/4	5	2 13/16	2 3/16	3 9/16	6 3/16	---	---	---	---	---	---
C41BC	3/4	1	4	3 1/4	4 3/8	2 5/8	1 5/16	2 7/16	5 1/4	5	2 13/16	2 3/16	3 9/16	6 3/8	---	---	---	---	---	---
C41CD	1	1 1/4	4	3 1/4	4 9/16	2 3/4	1 1/2	2 9/16	5 1/4	5	2 13/16	2 3/16	3 9/16	6 9/16	---	---	---	---	---	---
C41DE	1 1/4	1 1/2	4	3 7/16	4 13/16	2 15/16	1 3/4	2 11/16	5 1/4	5	2 13/16	2 3/16	3 9/16	6 13/16	---	---	---	---	---	---
C41EF	1 1/2	2	4	3 5/16	5 3/16	2 15/16	2 1/16	2 13/16	5 1/4	5	2 13/16	2 3/16	3 9/16	7 3/16	6 1/8	5 1/8	3 1/8	2 7/16	3 15/16	7 3/8

C41 SERIES PUMPS



### Single Phase ODP Motors

Pump Size				48 Frame (1/3 - 1 HP)									56 Frame (1 1/2 - 2HP)					
Model	Disch.	Suction	Imp. Ø	DD	DF	X	Y	Z	A	D	E	H	BA	A	D	E	H	BA
C41AB	1/2	3/4	4	3 1/4	4 3/16	2 9/16	1 3/16	2 5/16	6 1/8	3	2 1/8	5/16-18	7 3/16	---	---	---	---	---
C41BC	3/4	1	4	3 1/4	4 3/8	2 5/8	1 5/16	2 7/16	6 1/8	3	2 1/8	5/16-18	7 3/4	---	---	---	---	---
C41CD	1	1 1/4	4	3 1/4	4 9/16	2 3/4	1 1/2	2 9/16	6 1/8	3	2 1/8	5/16-18	7 9/16	---	---	---	---	---
C41DE	1 1/4	1 1/2	4	3 7/16	4 13/16	2 15/16	1 3/4	2 11/16	6 1/8	3	2 1/8	5/16-18	7 13/16	---	---	---	---	---
C41EF	1 1/2	2	4	3 5/16	5 3/16	2 15/16	2 1/16	2 13/16	6 1/8	3	2 1/8	5/16-18	8 3/16	6 9/16	3 1/2	2 7/16	5/16-18	8 3/16

**NOTES:** All dimensions in inches. May vary ± 1/4 inches.  
 Not for construction purposes unless certified.  
 \*See motor dimension (Section Motors) for "C-AH" dimension  
 (Varies depending on motor enclosure).



**WARNING:**  
 CANCER AND REPRODUCTIVE HARM  
 WWW.P65WARNINGS.CA.GOV

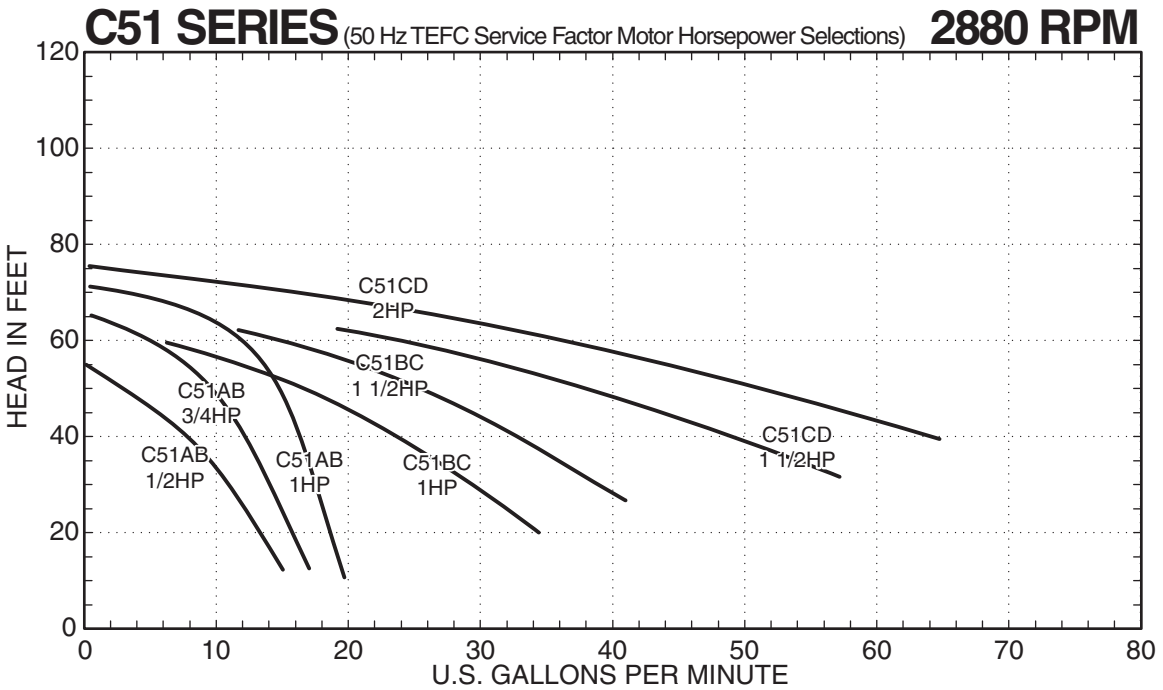
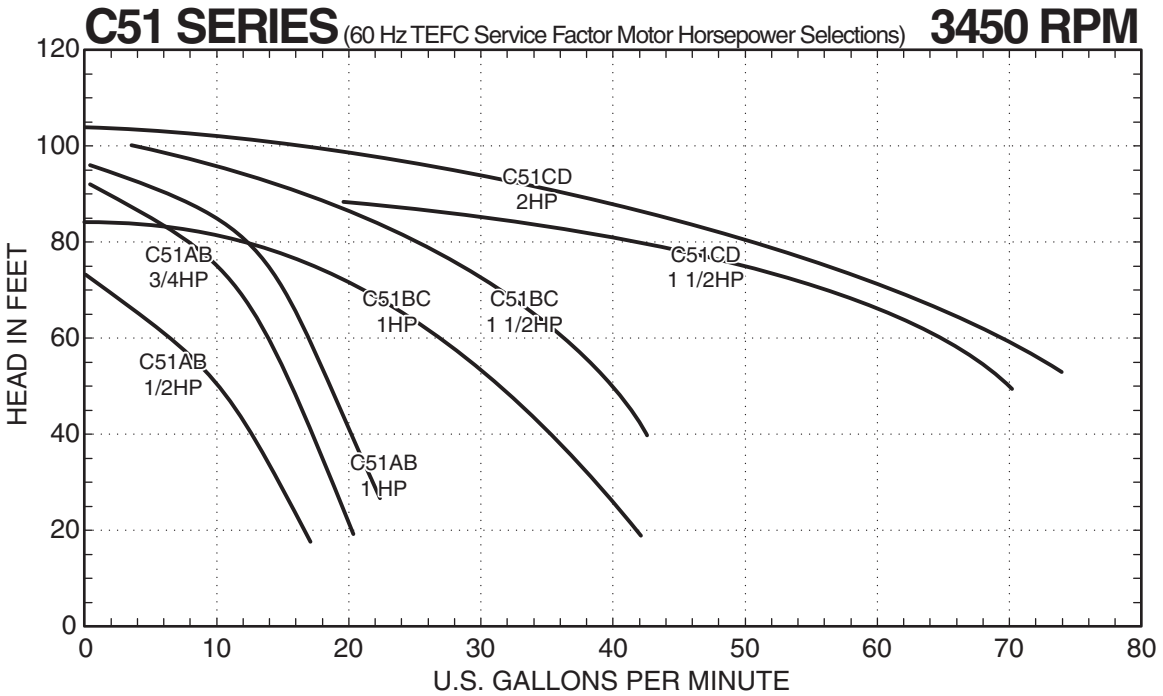


# MTH PUMPS

401 West Main Street • Plano, IL 60545-1436  
 Phone: 630-552-4115 • Fax: 630-552-3688  
 Email: SALES@MTHPUMPS.COM  
 http://WWW.MTHPUMPS.COM

C41 • C51 • C61 SERIES

# Composite Curve



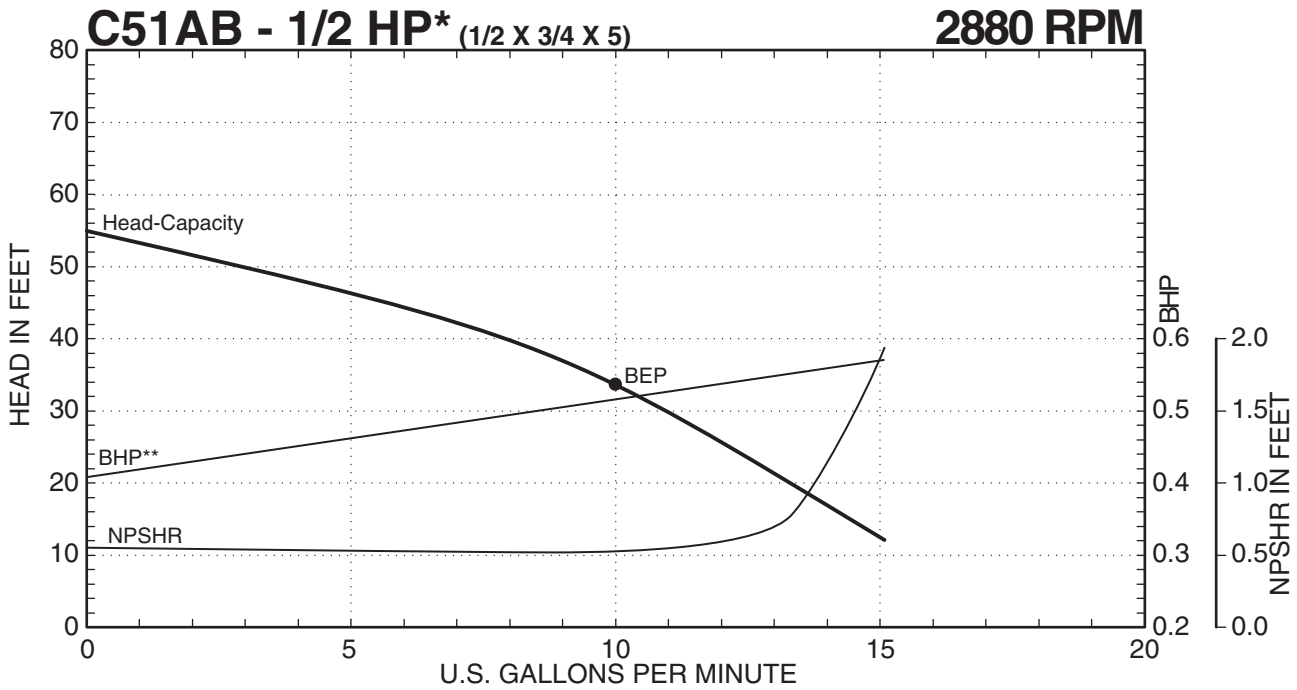
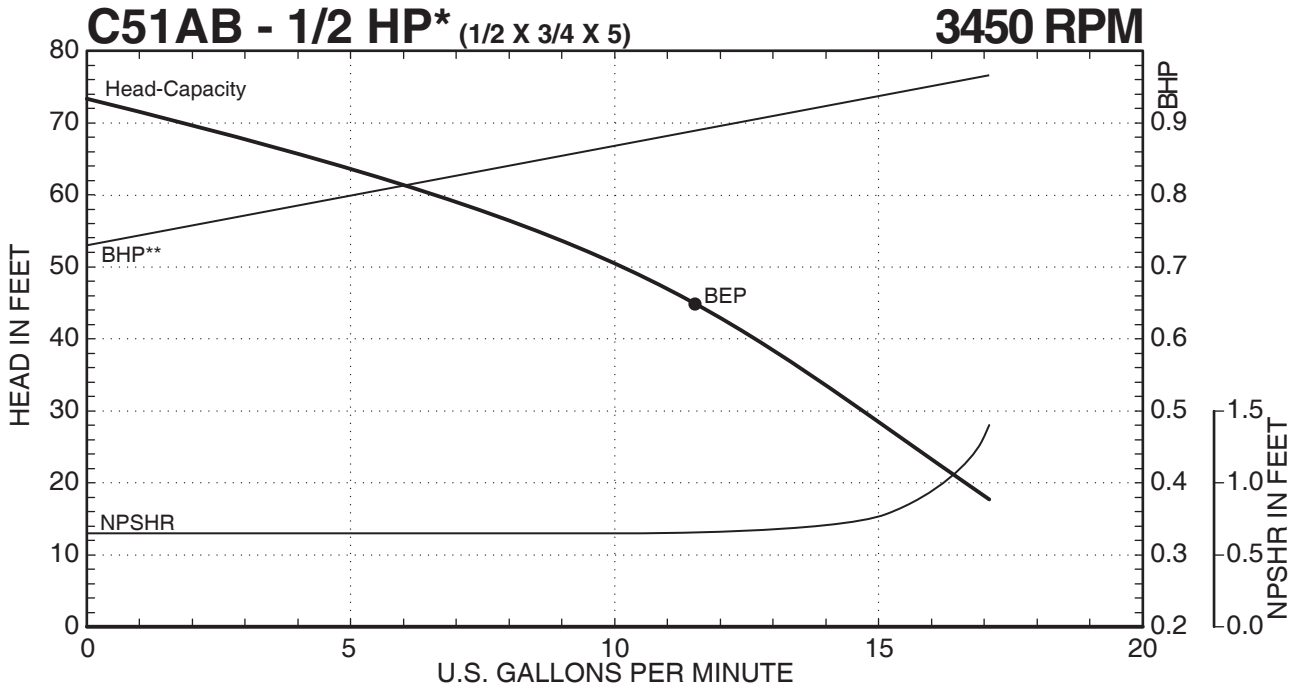
**MTH PUMPS**

401 West Main Street • Plano, IL 60545-1436  
 Phone: 630-552-4115 • Fax: 630-552-3688  
 Email: SALES@MTHPUMPS.COM  
 http://WWW.MTHPUMPS.COM

C51 SERIES PUMPS

C41 • C51 • C61 SERIES

# Performance Curves



C51 SERIES PUMPS



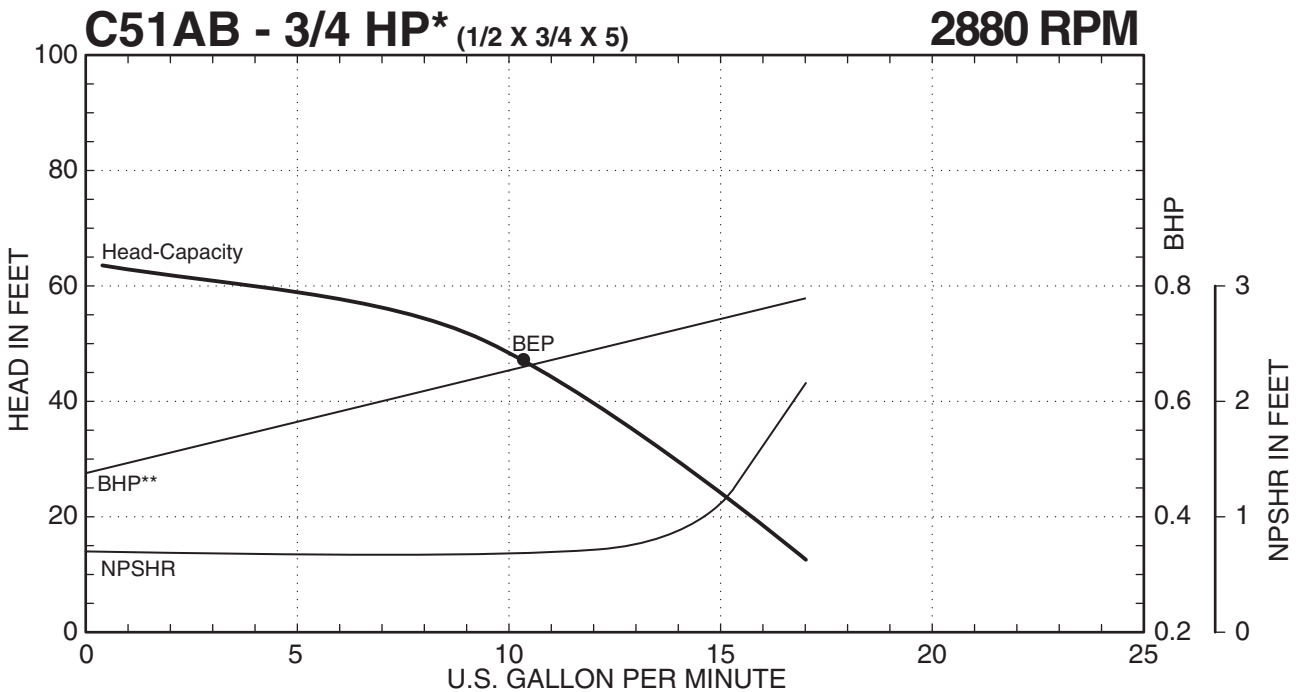
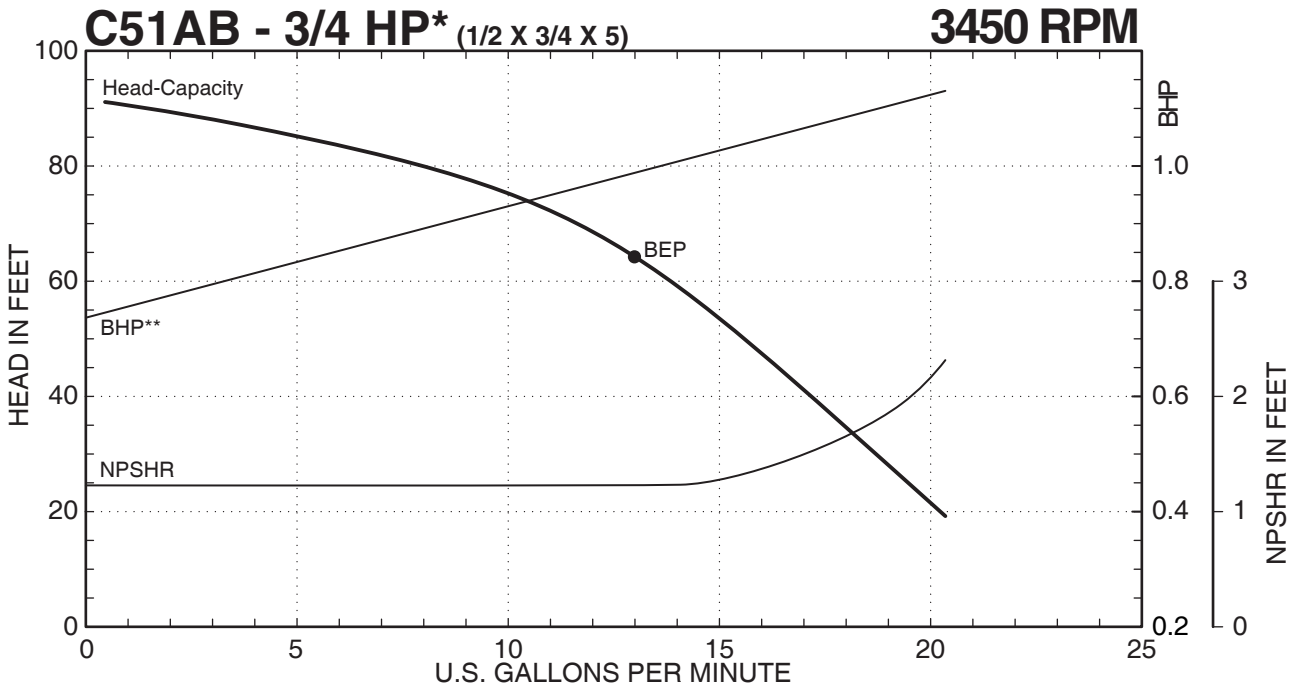
**MTH PUMPS**

401 West Main Street • Plano, IL 60545-1436  
 Phone: 630-552-4115 • Fax: 630-552-3688  
 Email: SALES@MTHPUMPS.COM  
 http://WWW.MTHPUMPS.COM

\*High Service Factor Motor Horsepower Selections - See Standard Motor Guide and/or Motor Price Sheets for more information.  
 \*\*BHP data valid for 1.0 specific gravity fluids only.

C41 • C51 • C61 SERIES

# Performance Curves



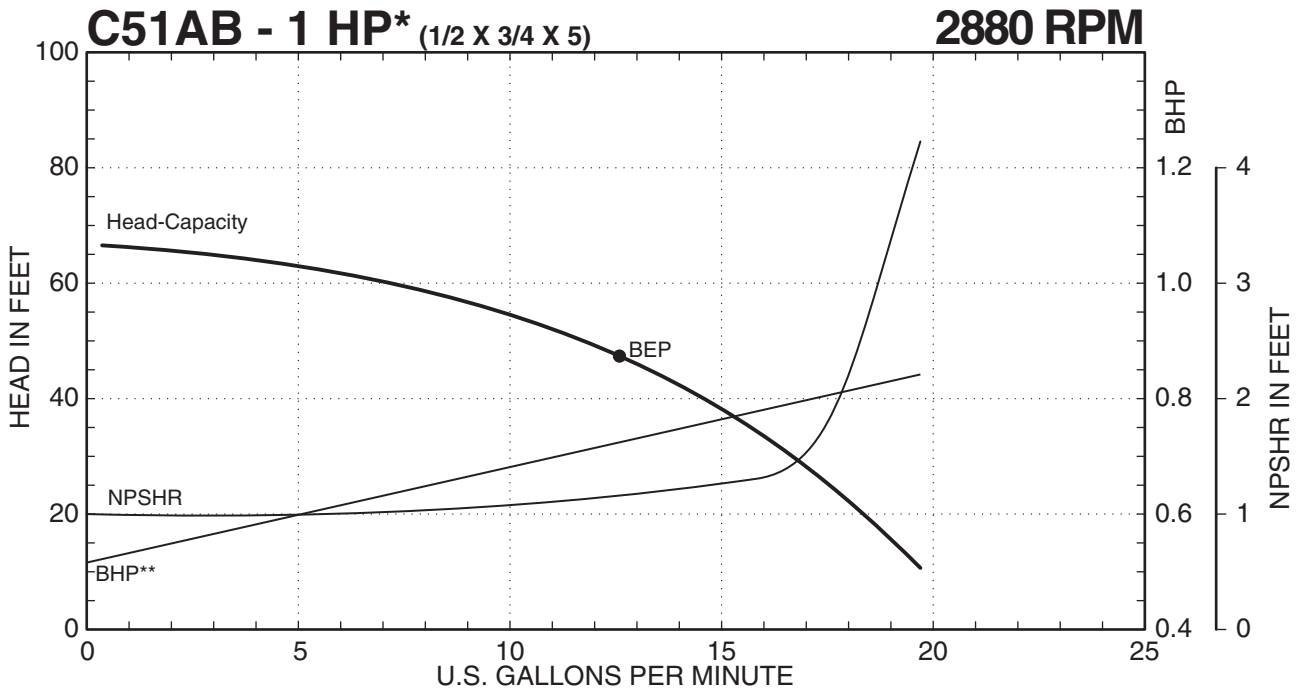
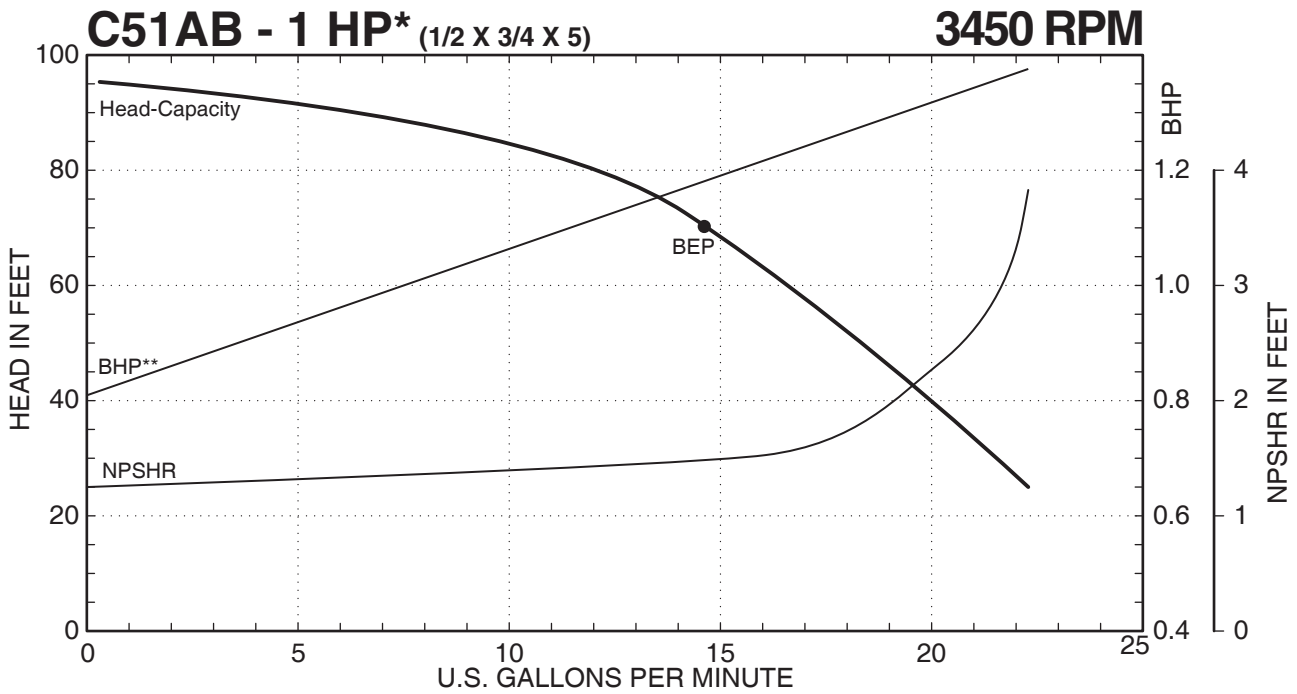
**MTH PUMPS**

401 West Main Street • Plano, IL 60545-1436  
 Phone: 630-552-4115 • Fax: 630-552-3688  
 Email: SALES@MTHPUMPS.COM  
<http://WWW.MTHPUMPS.COM>

\*High Service Factor Motor Horsepower Selections - See Standard Motor Guide and/or Motor Price Sheets for more information.  
 \*\*BHP data valid for 1.0 specific gravity fluids only.

C41 • C51 • C61 SERIES

# Performance Curves



C51 SERIES PUMPS



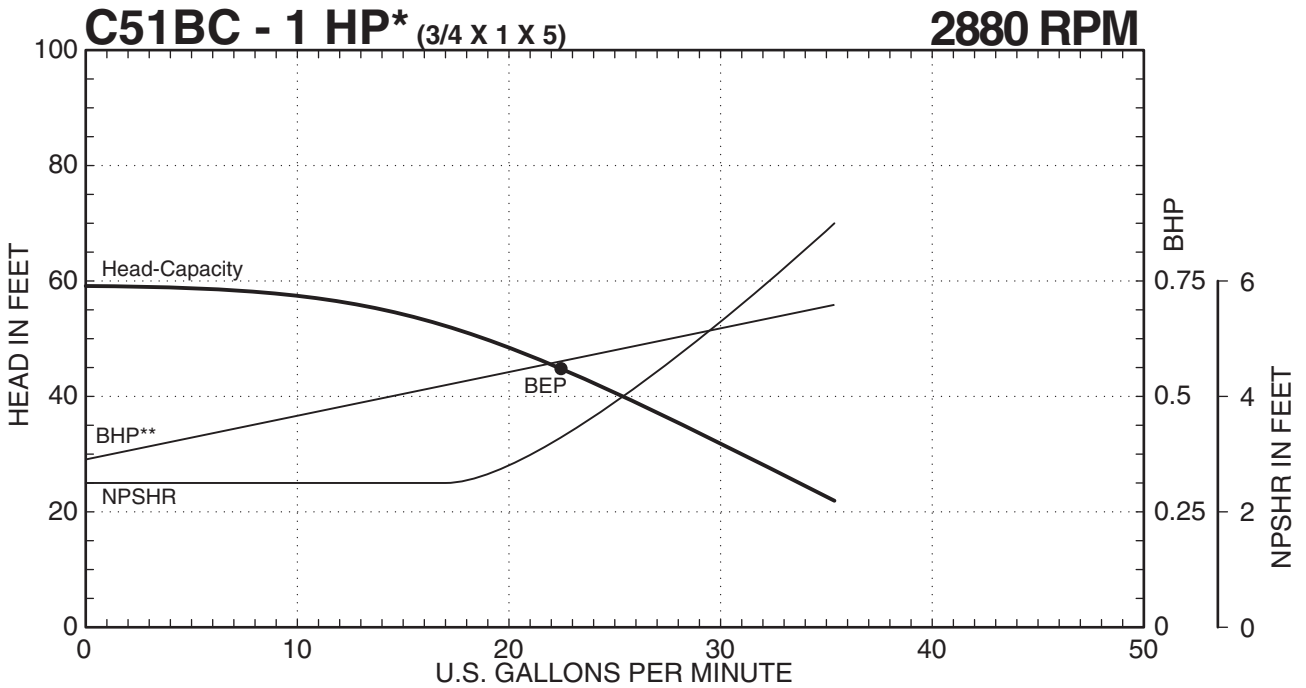
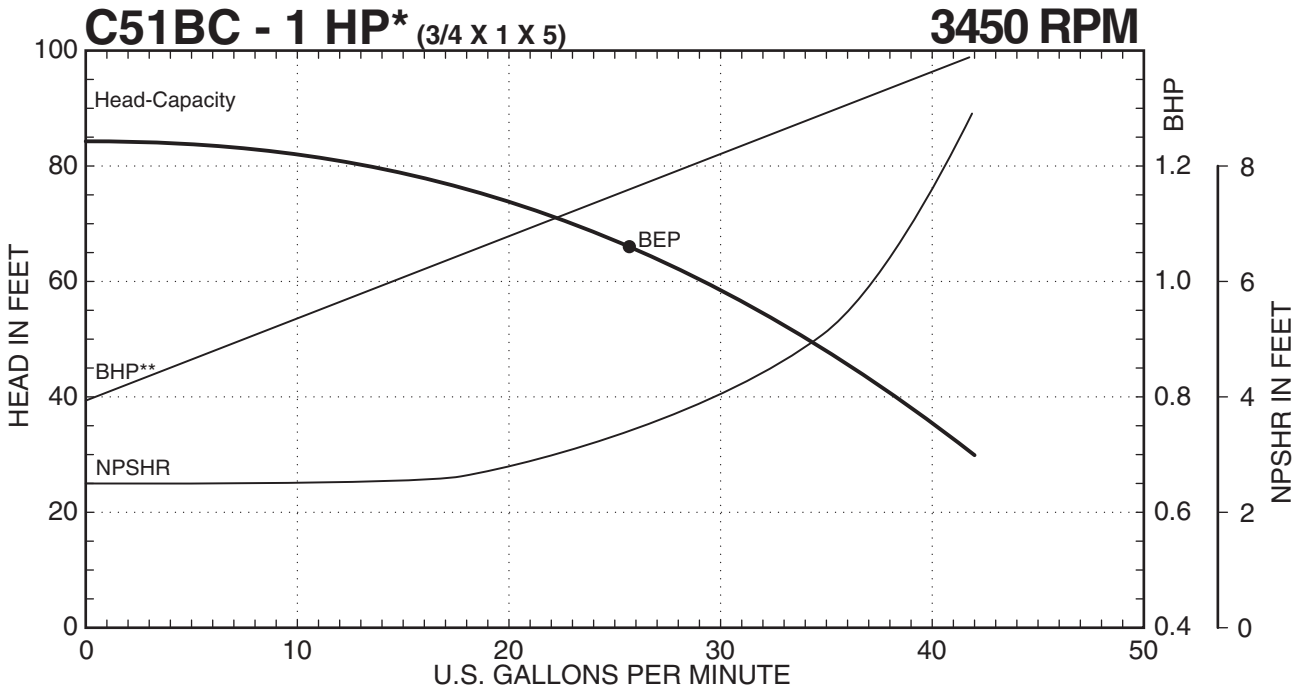
**MTH PUMPS**

401 West Main Street • Plano, IL 60545-1436  
 Phone: 630-552-4115 • Fax: 630-552-3688  
 Email: SALES@MTHPUMPS.COM  
 http://WWW.MTHPUMPS.COM

\*High Service Factor Motor Horsepower Selections - See Standard Motor Guide and/or Motor Price Sheets for more information.  
 \*\*BHP data valid for 1.0 specific gravity fluids only.

C41 • C51 • C61 SERIES

# Performance Curves



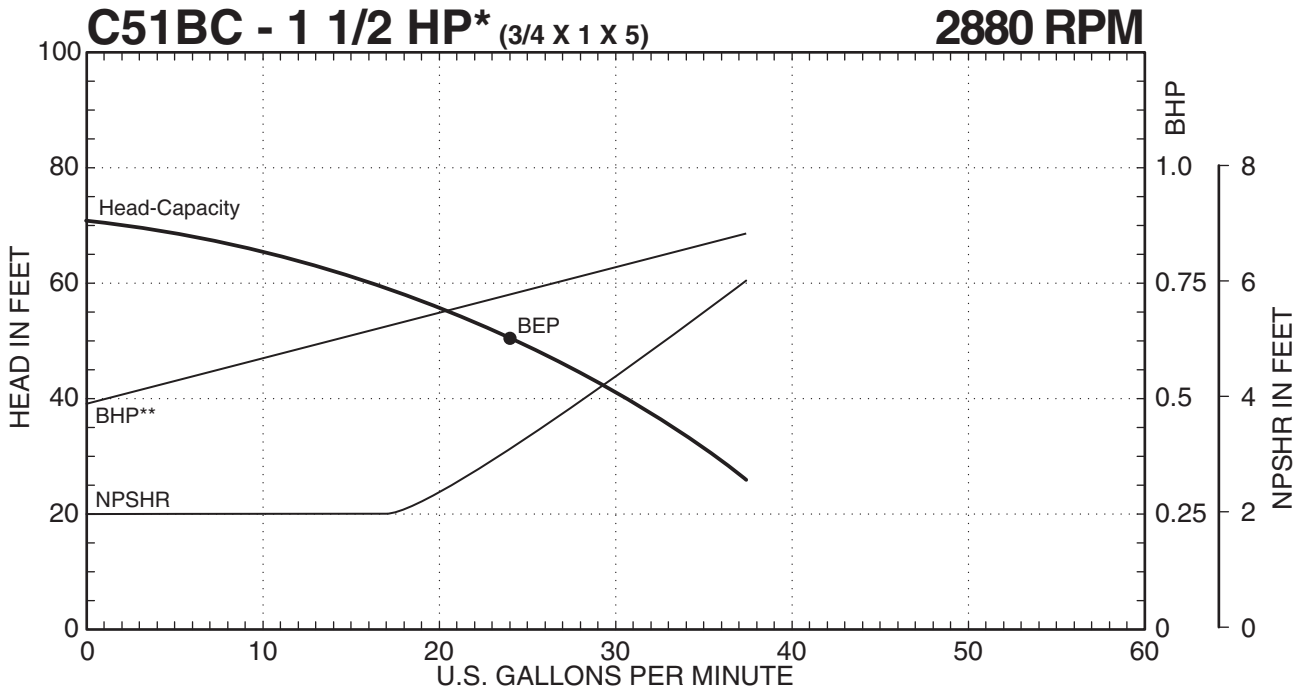
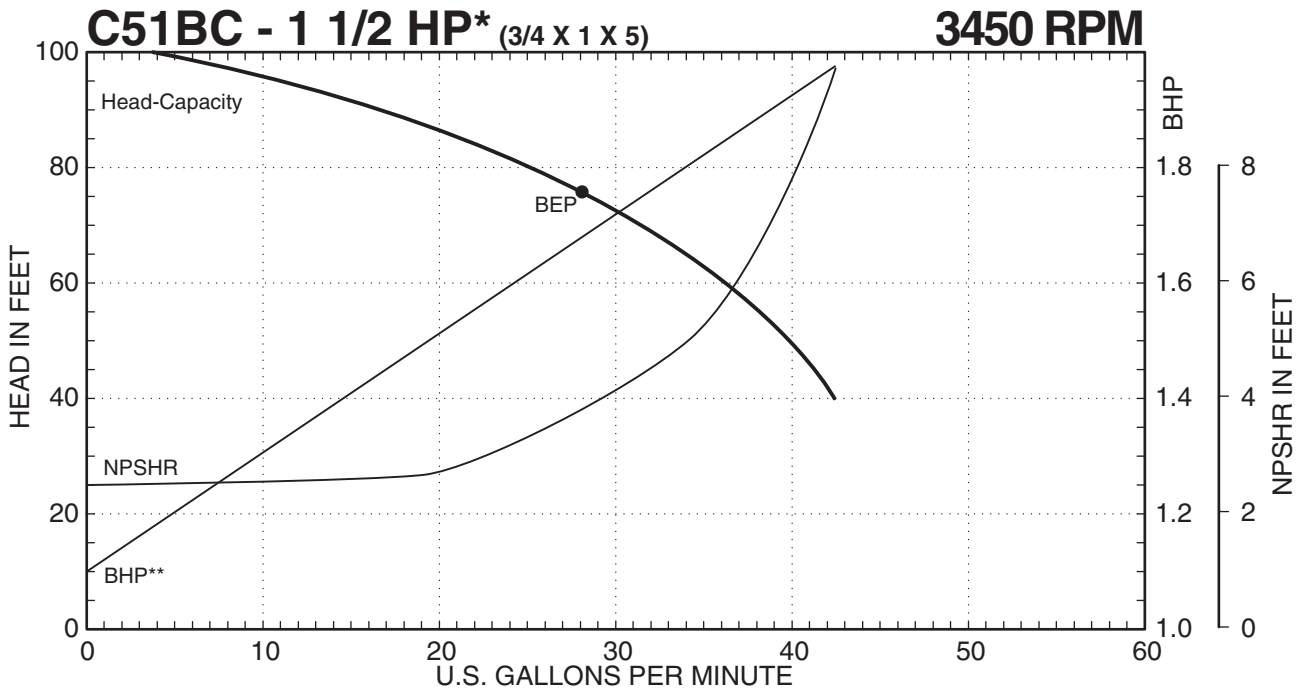
**MTH PUMPS**

401 West Main Street • Plano, IL 60545-1436  
 Phone: 630-552-4115 • Fax: 630-552-3688  
 Email: SALES@MTHPUMPS.COM  
 http://WWW.MTHPUMPS.COM

DOE Compliance: IMP DIA = 4.75" PEIcl = 1.00  
 \*High Service Factor Motor Horsepower Selections - See Standard Motor Guide and/or Motor Price Sheets for more information.  
 \*\*BHP data valid for 1.0 specific gravity fluids only.

C41 • C51 • C61 SERIES

# Performance Curves



C51 SERIES PUMPS



**MTH PUMPS**

401 West Main Street • Plano, IL 60545-1436  
 Phone: 630-552-4115 • Fax: 630-552-3688  
 Email: SALES@MTHPUMPS.COM  
 http://WWW.MTHPUMPS.COM

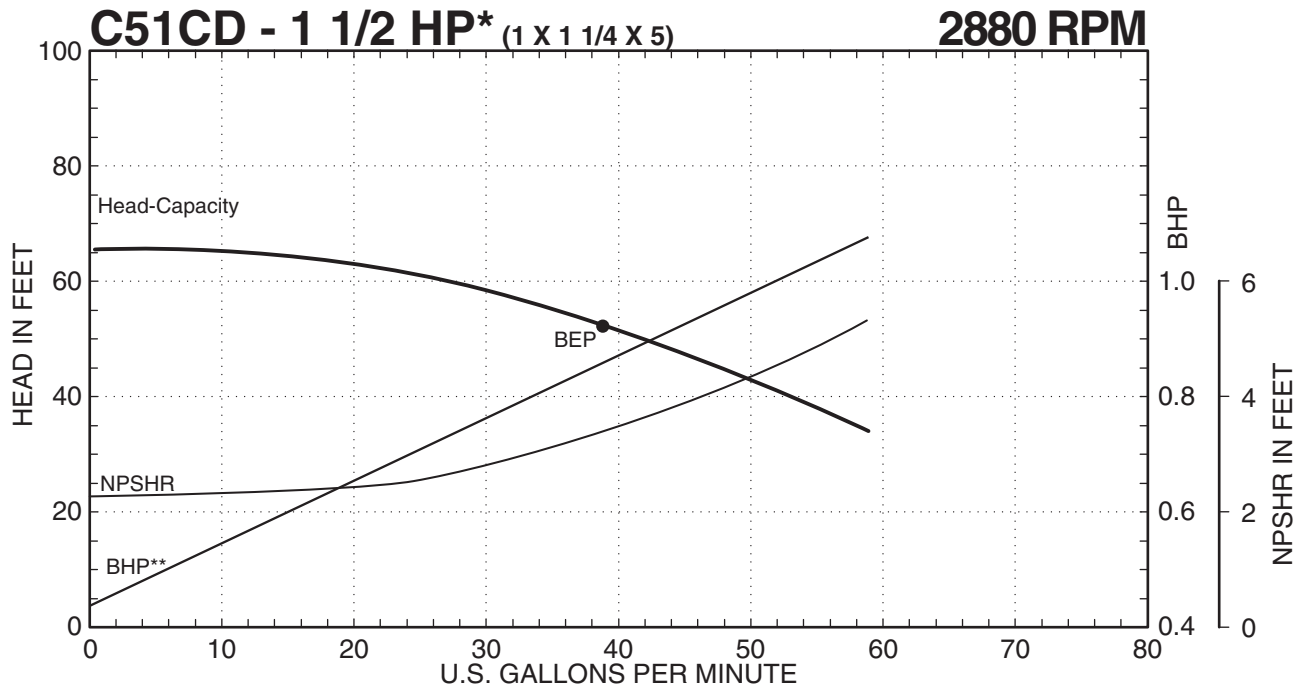
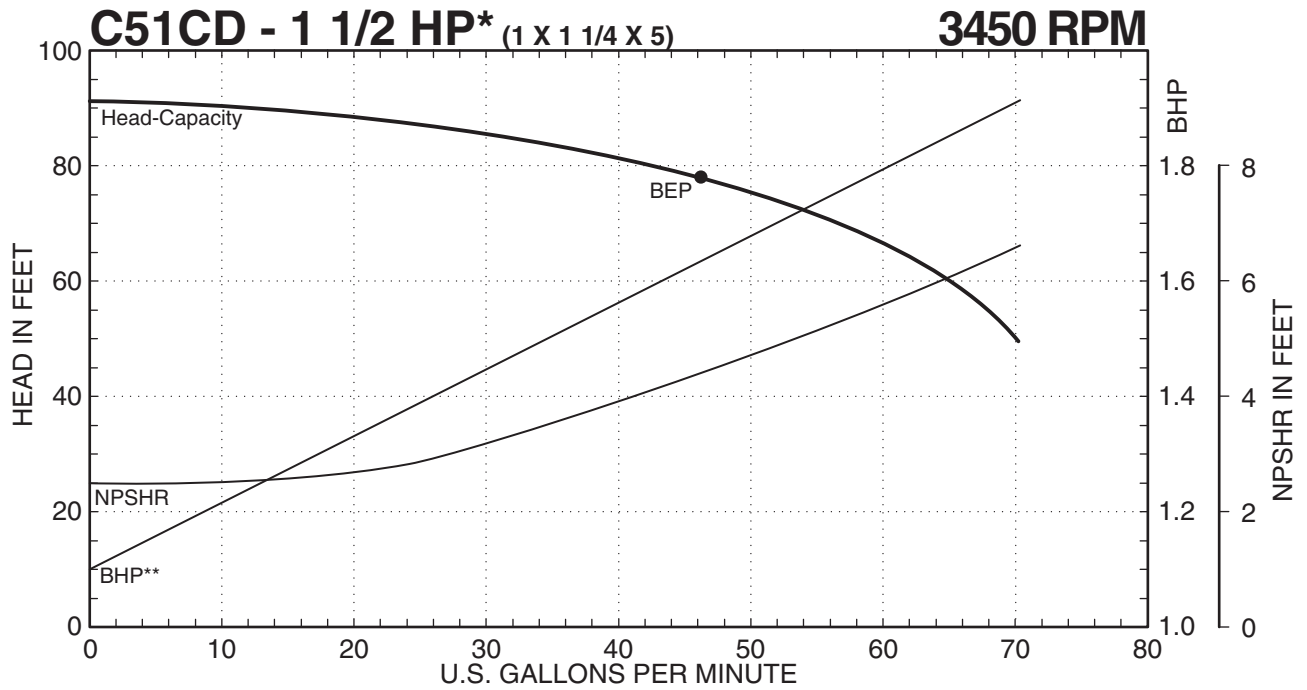
DOE Compliance: IMP DIA = 5.12" PEIcl = 0.99

\*High Service Factor Motor Horsepower Selections - See Standard Motor Guide and/or Motor Price Sheets for more information.

\*\*BHP data valid for 1.0 specific gravity fluids only.

C41 • C51 • C61 SERIES

# Performance Curves



DOE Compliance: IMP DIA = 4.75" PEIcl = 0.88

\*High Service Factor Motor Horsepower Selections - See Standard Motor Guide and/or Motor Price Sheets for more information.

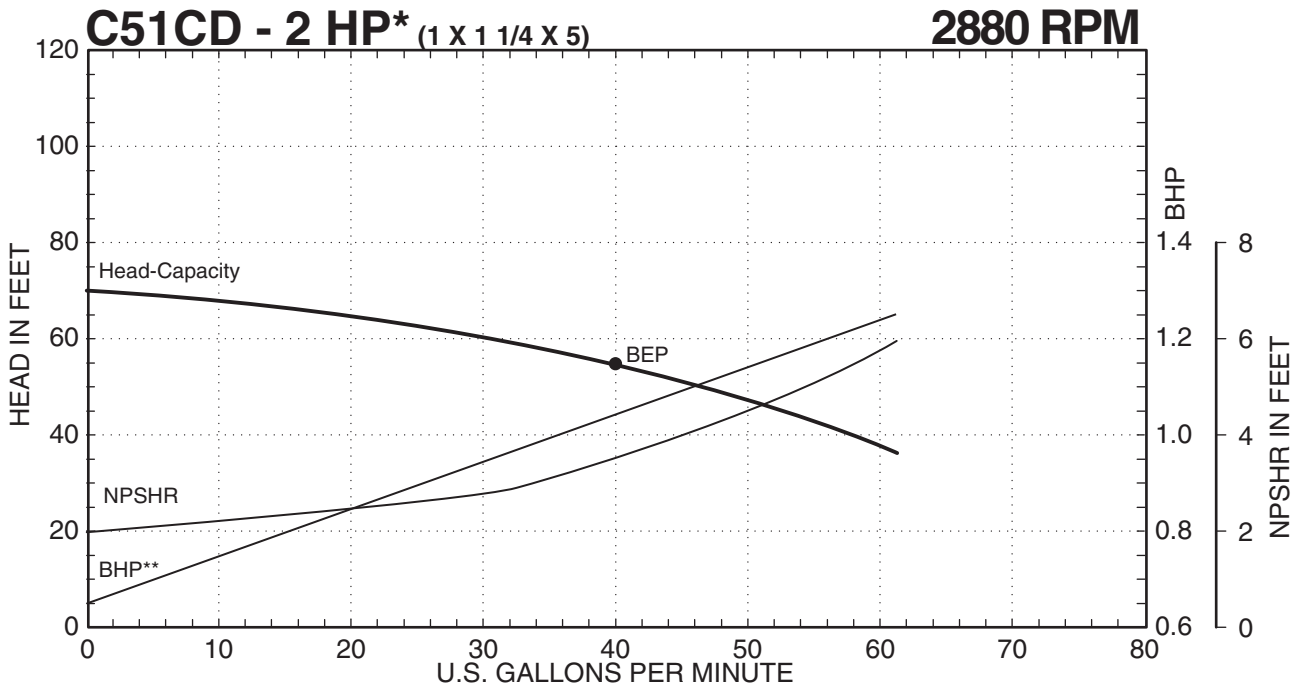
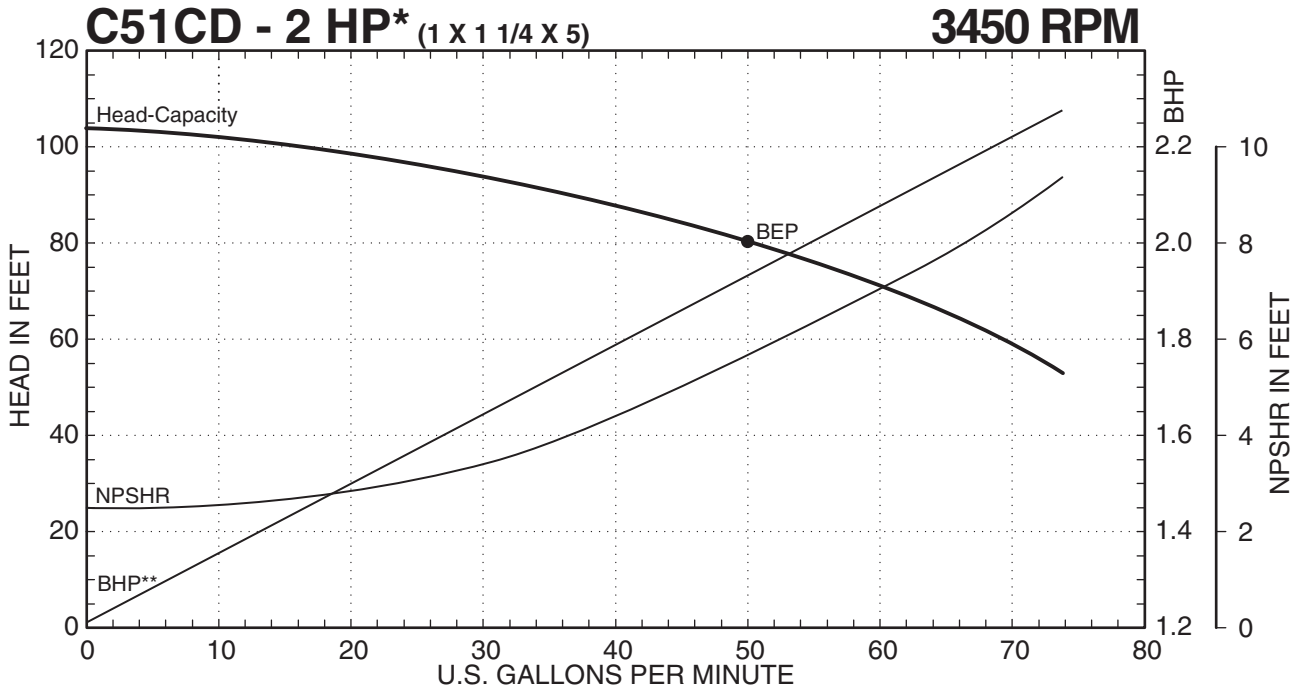
\*\*BHP data valid for 1.0 specific gravity fluids only.



401 West Main Street • Plano, IL 60545-1436  
 Phone: 630-552-4115 • Fax: 630-552-3688  
 Email: SALES@MTHPUMPS.COM  
 http://WWW.MTHPUMPS.COM

C41 • C51 • C61 SERIES

# Performance Curves



C51 SERIES PUMPS

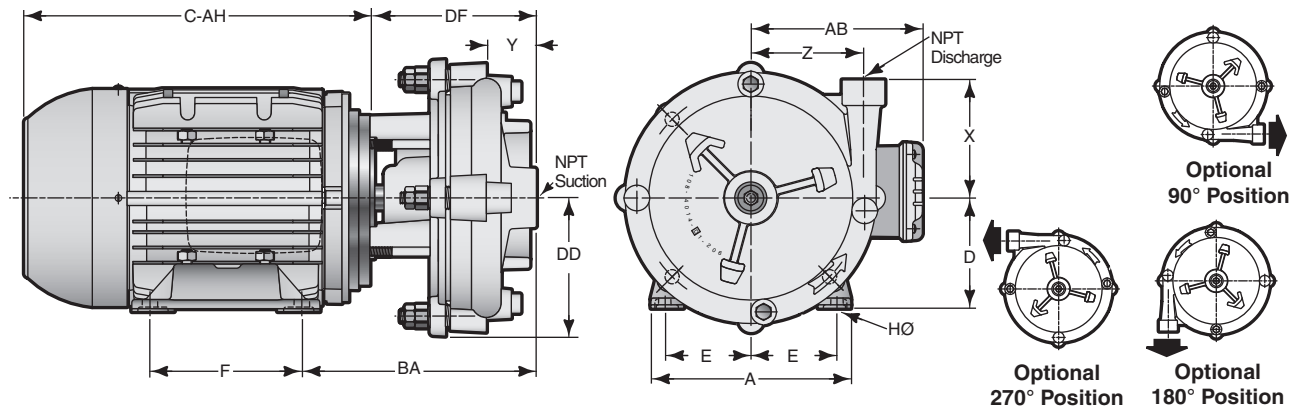


## MTH PUMPS

401 West Main Street • Plano, IL 60545-1436  
 Phone: 630-552-4115 • Fax: 630-552-3688  
 Email: SALES@MTHPUMPS.COM  
<http://WWW.MTHPUMPS.COM>

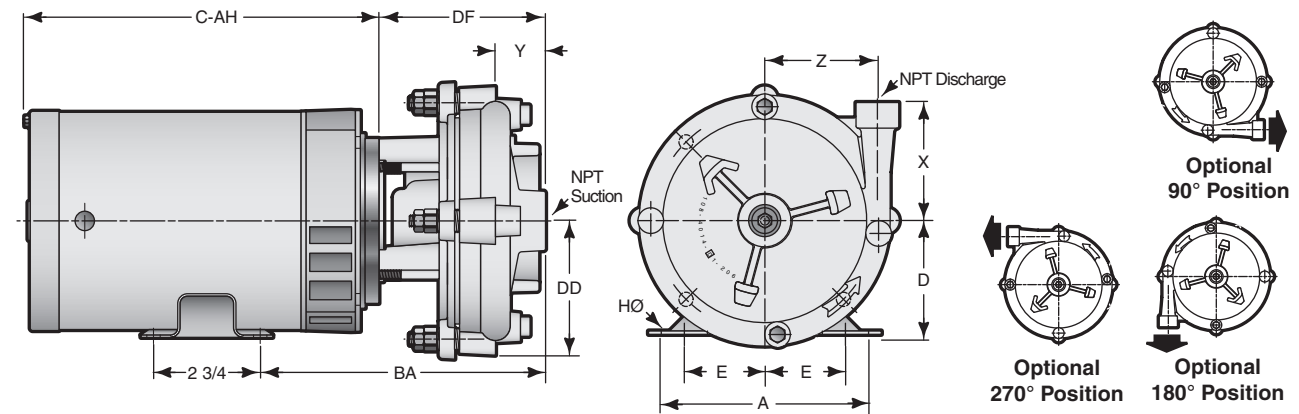
DOE Compliance: IMP DIA = 5.00" PEIcl = 0.89  
 \*High Service Factor Motor Horsepower Selections - See Standard Motor Guide and/or Motor Price Sheets for more information.  
 \*\*BHP data valid for 1.0 specific gravity fluids only.

C41 • C51 • C61 SERIES  
**C51 Dimensions**



**3 Phase TEFC Motors**

Pump Size		71 Frame (1/3 HP - 1 HP)						80 Frame (1 1/2 HP - 2 HP)													
Model	Disch.	Suction	Imp. Ø	DD	DF	X	Y	Z	A	AB	D	E	F	BA	A	AB	D	E	F	BA	
C51AB	1/2	3/4	5	3 1/2	4 3/8	3 1/16	1 5/16	2 3/4	5	5	2 13/16	2 3/16	3 9/16	6 7/16	---	---	---	---	---	---	---
C51BC	3/4	1	5	3 1/2	4 7/16	3 1/16	1 5/16	2 13/16	5	5	2 13/16	2 3/16	3 9/16	6 7/16	5 1/8	5 1/8	3 1/8	2 7/16	3 15/16	6 9/16	---
C51CD	1	1 1/4	5	3 5/8	4 9/16	3 3/16	1 1/2	3	5	5	2 13/16	2 3/16	3 9/16	6 9/16	5 1/8	5 1/8	3 1/8	2 7/16	3 15/16	6 3/4	---
C51DE	1 1/4	1 1/2	5	3 11/16	4 15/16	3 3/4	1 7/8	3 1/16	---	---	---	---	---	---	5 1/8	5 1/8	3 1/8	2 7/16	3 15/16	7 1/8	---



**Single Phase ODP Motors**

Pump Size		48 Frame (1/3 - 1 HP)						56 Frame (1 1/2 - 2 HP)							
Model	Disch.	Suction	Imp. Ø	DD	DF	X	Y	Z	A	D	E	H	BA	D	AG
C51AB	1/2	3/4	5	3 1/2	4 3/8	3 1/16	1 5/16	2 3/4	6 1/8	3	2 1/8	5/16-18	7 3/16	---	---
C51BC	3/4	1	5	3 1/2	4 7/16	3 1/16	1 5/16	2 13/16	6 1/8	3	2 1/8	5/16-18	7 3/4	---	---
C51CD	1	1 1/4	5	3 5/8	4 9/16	3 3/16	1 1/2	3	6 1/8	3	2 1/8	5/16-18	7 9/16	3 1/2	10 15/16
C51DE	1 1/4	1 1/2	5	3 11/16	4 15/16	3 3/4	1 7/8	3 1/16	6 1/8	3	2 1/8	5/16-18	7 13/16	3 1/2	10 15/16



**WARNING:**  
 CANCER AND REPRODUCTIVE HARM  
 WWW.P65WARNINGS.CA.GOV



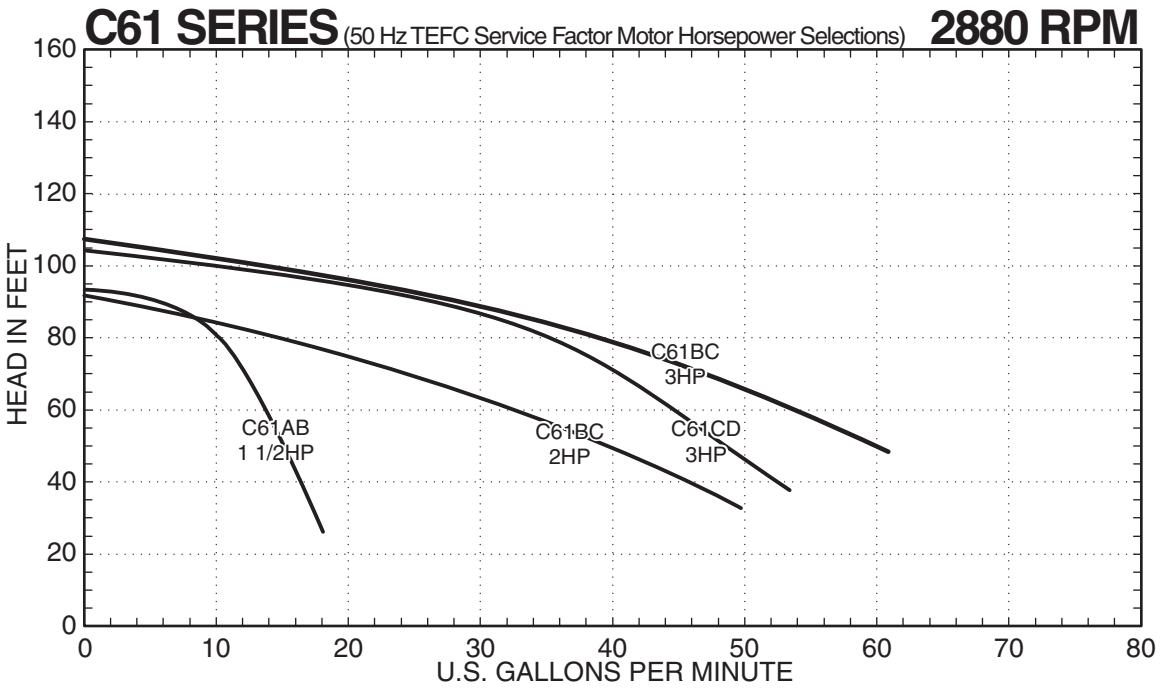
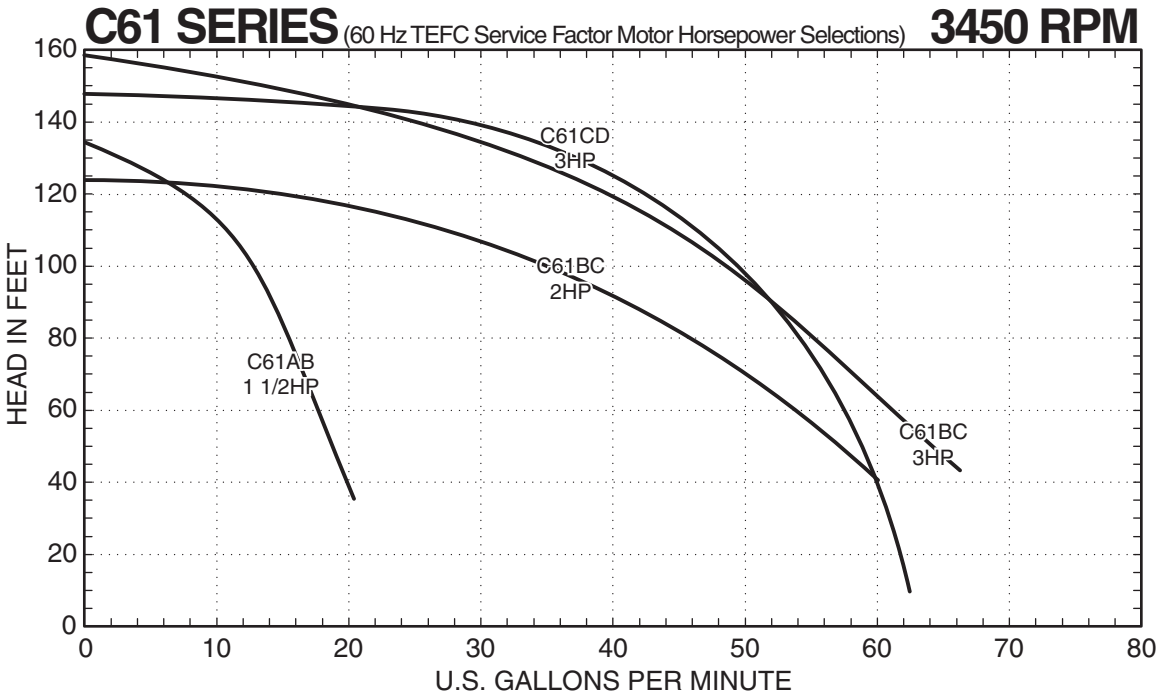
401 West Main Street • Plano, IL 60545-1436  
 Phone: 630-552-4115 • Fax: 630-552-3688  
 Email: SALES@MTHPUMPS.COM  
 http://WWW.MTHPUMPS.COM

**NOTES:** All dimensions in inches. May vary ± 1/4 inches.  
 Not for construction purposes unless certified.

C41 • C51 • C61 SERIES

# Composite Curve

C61 SERIES PUMPS



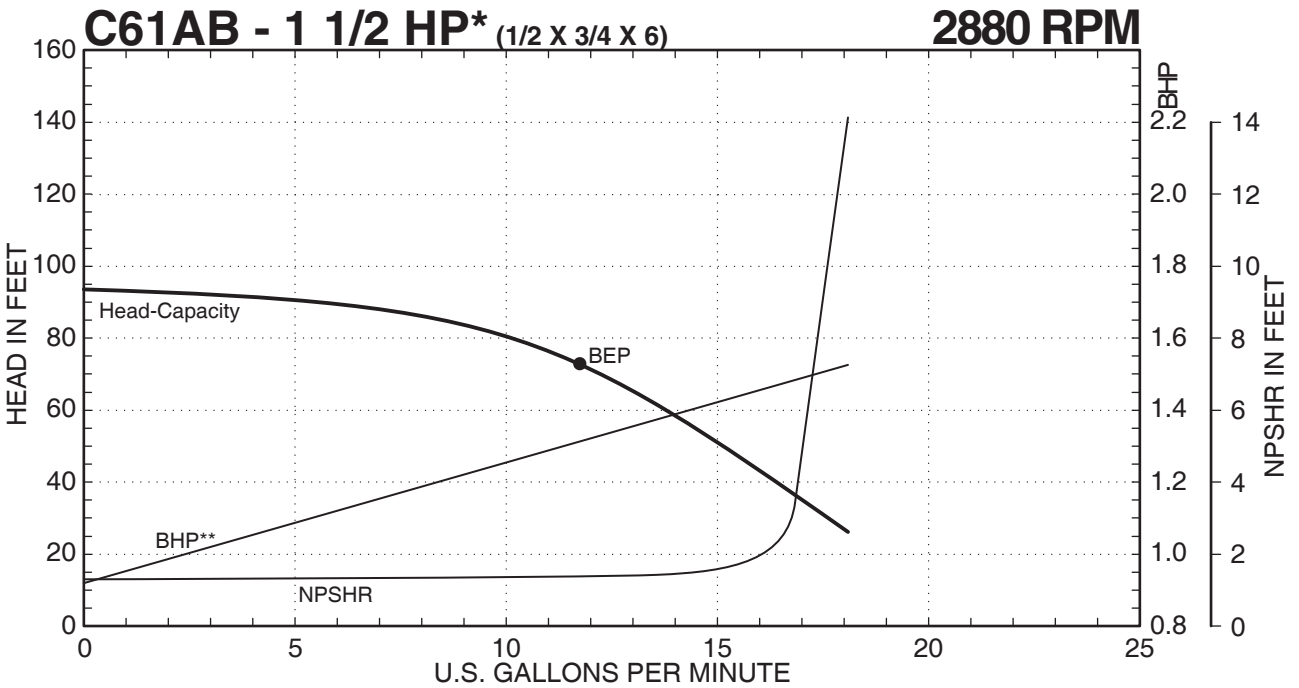
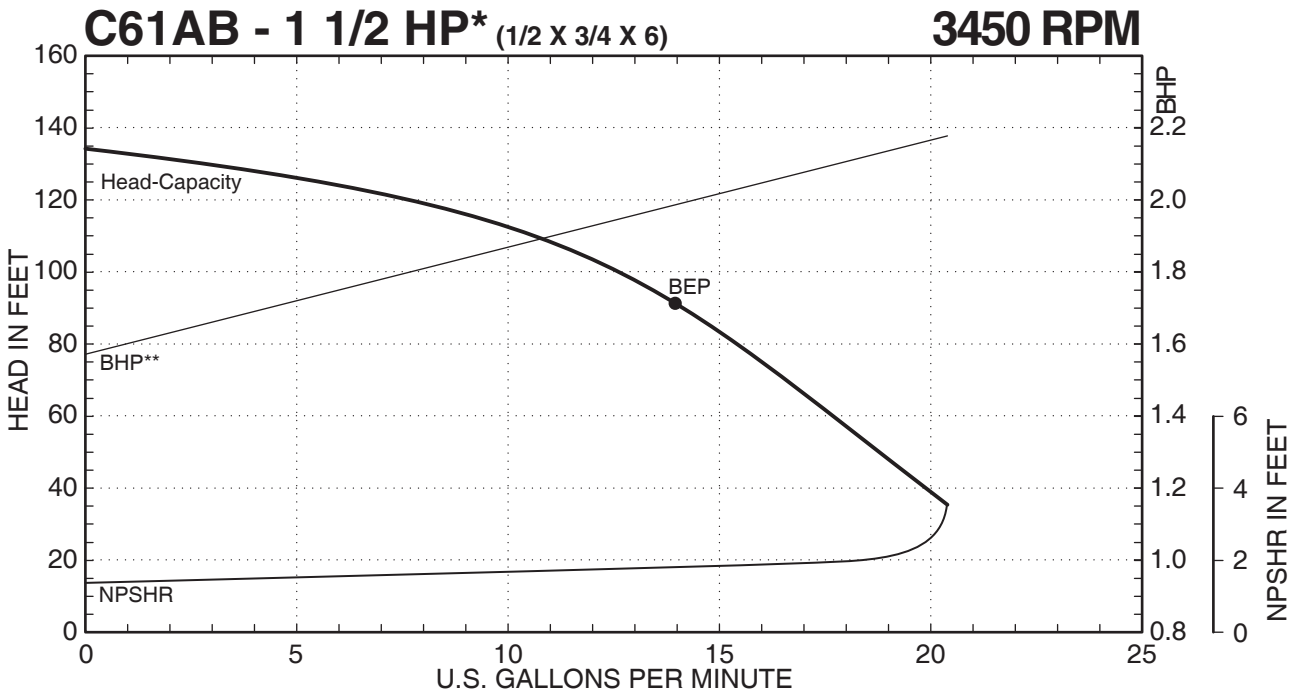
**MTH PUMPS**

401 West Main Street • Plano, IL 60545-1436  
 Phone: 630-552-4115 • Fax: 630-552-3688  
 Email: SALES@MTHPUMPS.COM  
 http://WWW.MTHPUMPS.COM

C41 • C51 • C61 SERIES

# Performance Curves

C61 SERIES PUMPS



**MTH PUMPS**

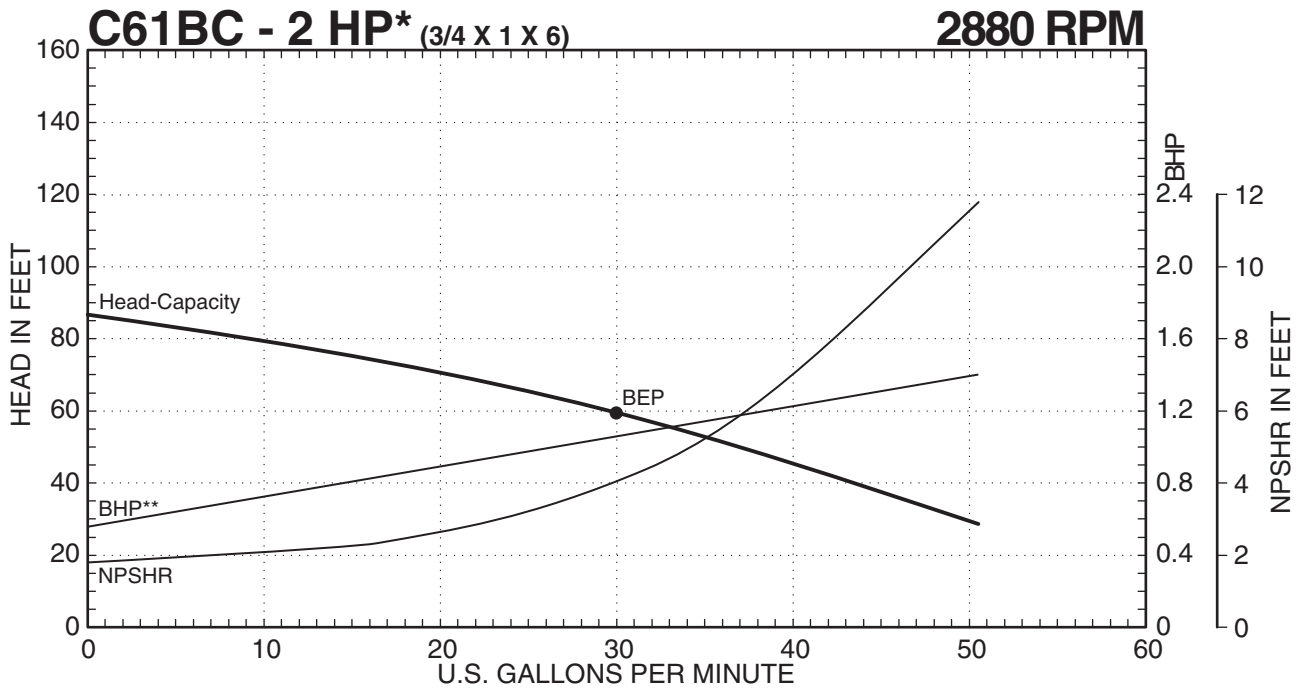
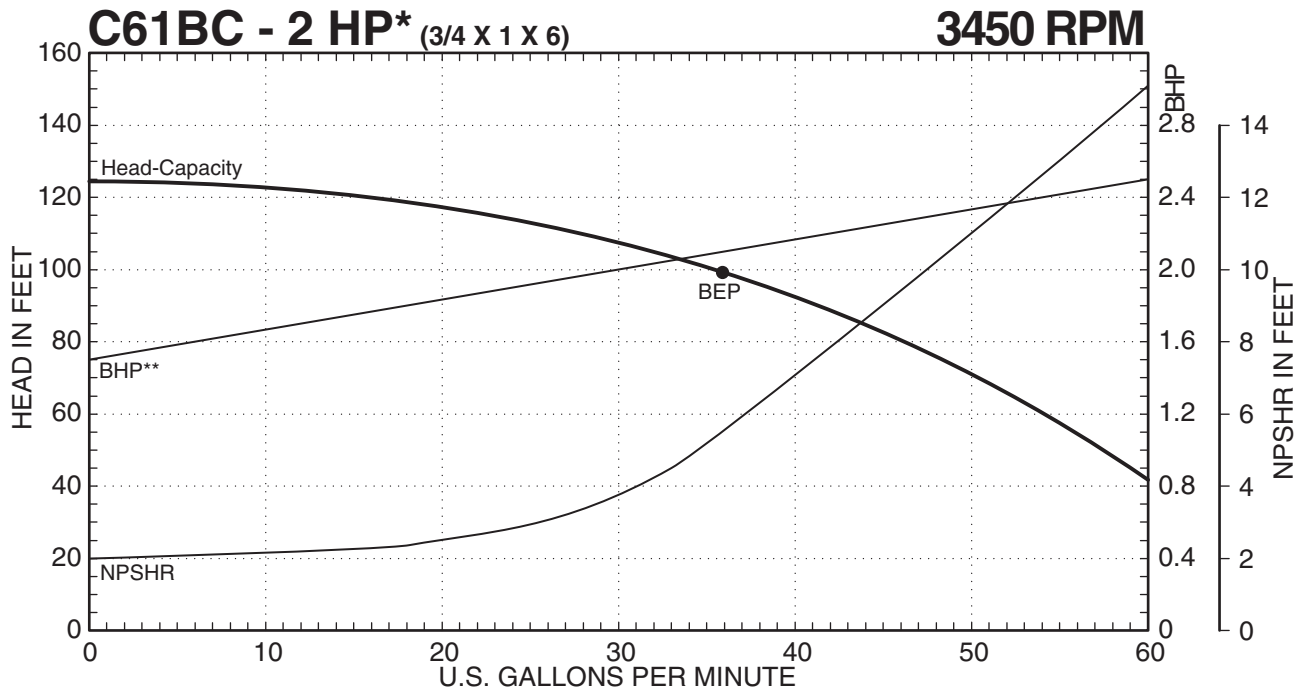
401 West Main Street • Plano, IL 60545-1436  
 Phone: 630-552-4115 • Fax: 630-552-3688  
 Email: SALES@MTHPUMPS.COM  
 http://WWW.MTHPUMPS.COM

\*High Service Factor Motor Horsepower Selections - See Standard Motor Guide and/or Motor Price Sheets for more information.  
 \*\*BHP data valid for 1.0 specific gravity fluids only.

C41 • C51 • C61 SERIES

# Performance Curves

C61 SERIES PUMPS



## MTH PUMPS

401 West Main Street • Plano, IL 60545-1436  
 Phone: 630-552-4115 • Fax: 630-552-3688  
 Email: SALES@MTHPUMPS.COM  
<http://WWW.MTHPUMPS.COM>

DOE Compliance: IMP DIA = 5.44" PEIcl = 0.94

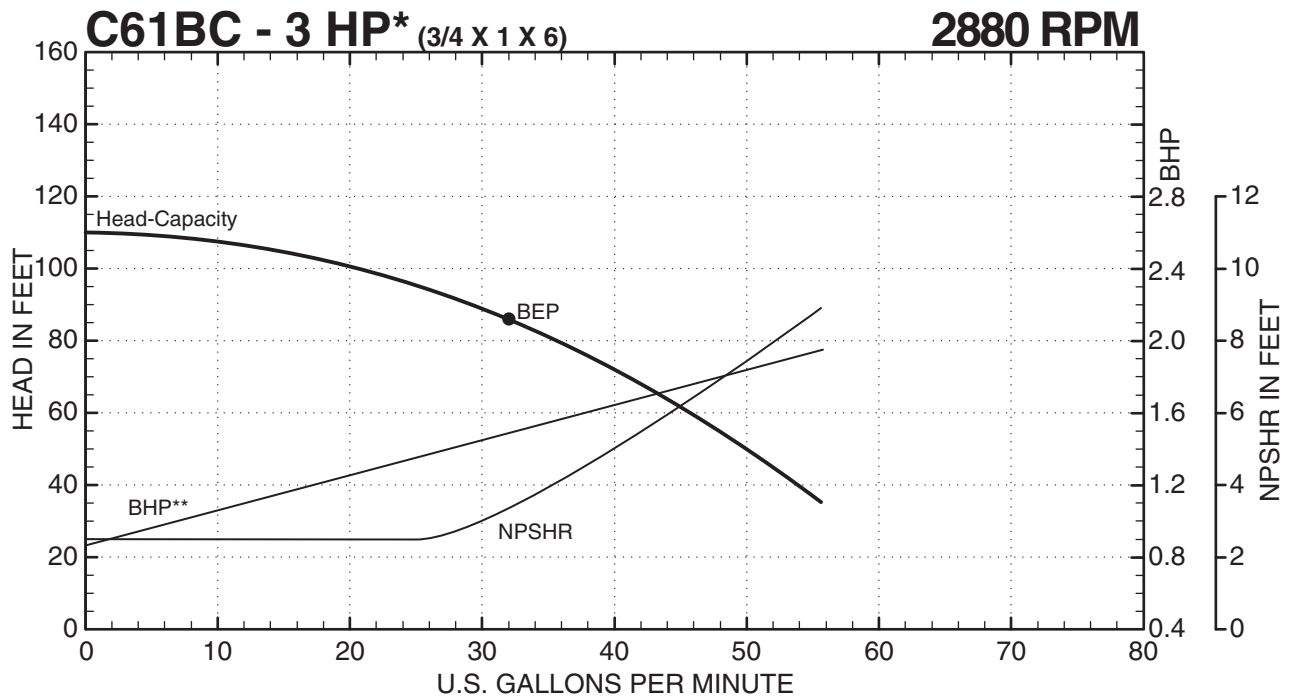
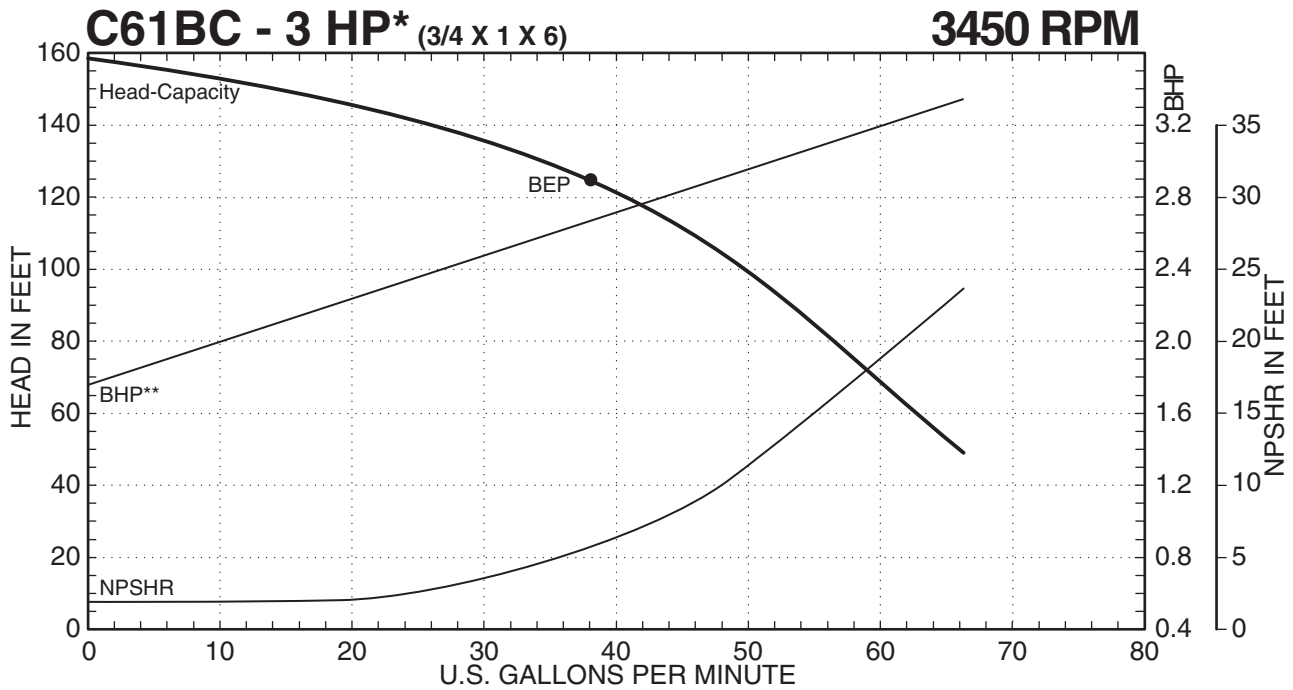
\*High Service Factor Motor Horsepower Selections - See Standard Motor Guide and/or Motor Price Sheets for more information.

\*\*BHP data valid for 1.0 specific gravity fluids only.

C41 • C51 • C61 SERIES

# Performance Curves

C61 SERIES PUMPS



## MTH PUMPS

401 West Main Street • Plano, IL 60545-1436  
 Phone: 630-552-4115 • Fax: 630-552-3688  
 Email: SALES@MTHPUMPS.COM  
 http://WWW.MTHPUMPS.COM

DOE Compliance: IMP DIA = 6.00" PEIcl = 0.87

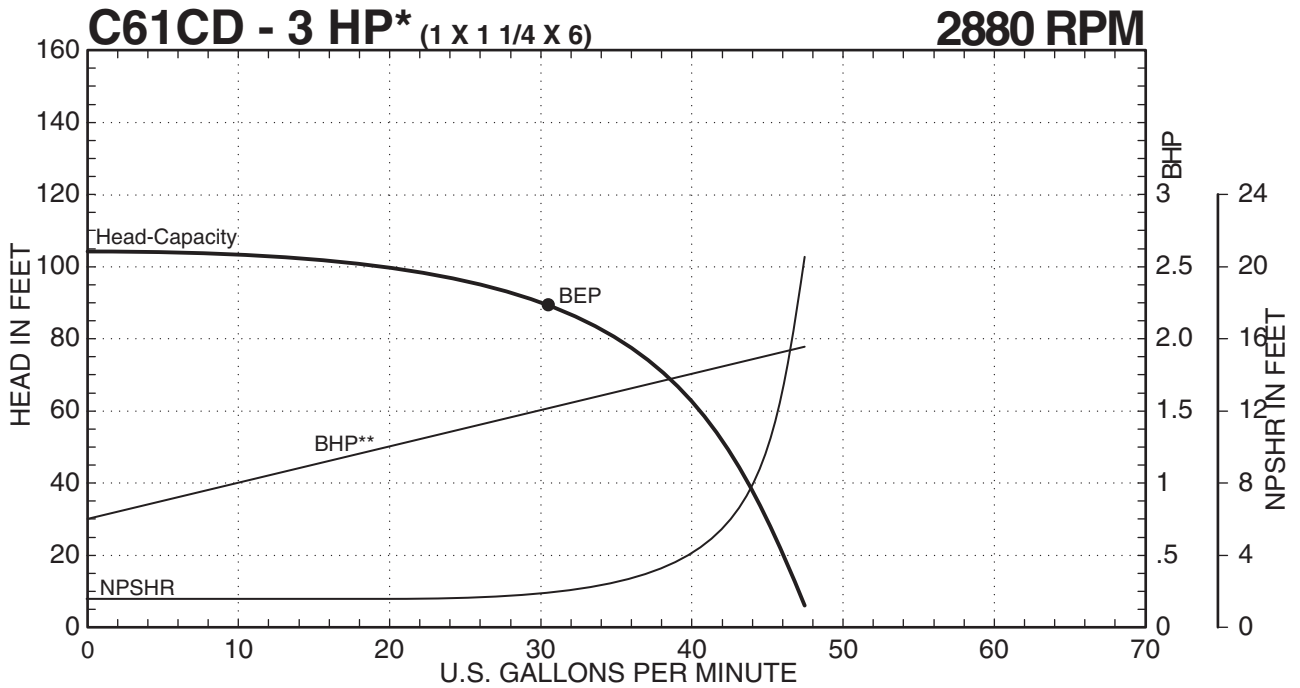
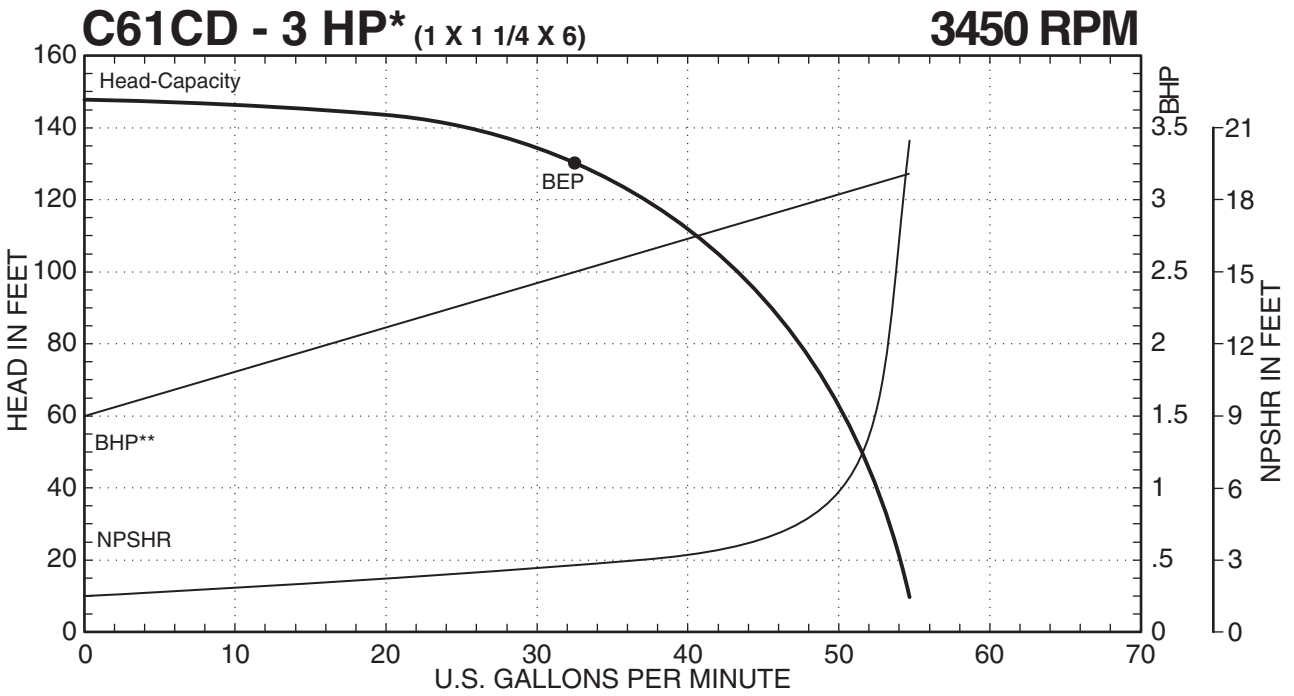
\*High Service Factor Motor Horsepower Selections - See Standard Motor Guide and/or Motor Price Sheets for more information.

\*\*BHP data valid for 1.0 specific gravity fluids only.

C41 • C51 • C61 SERIES

# Performance Curves

C61 SERIES PUMPS

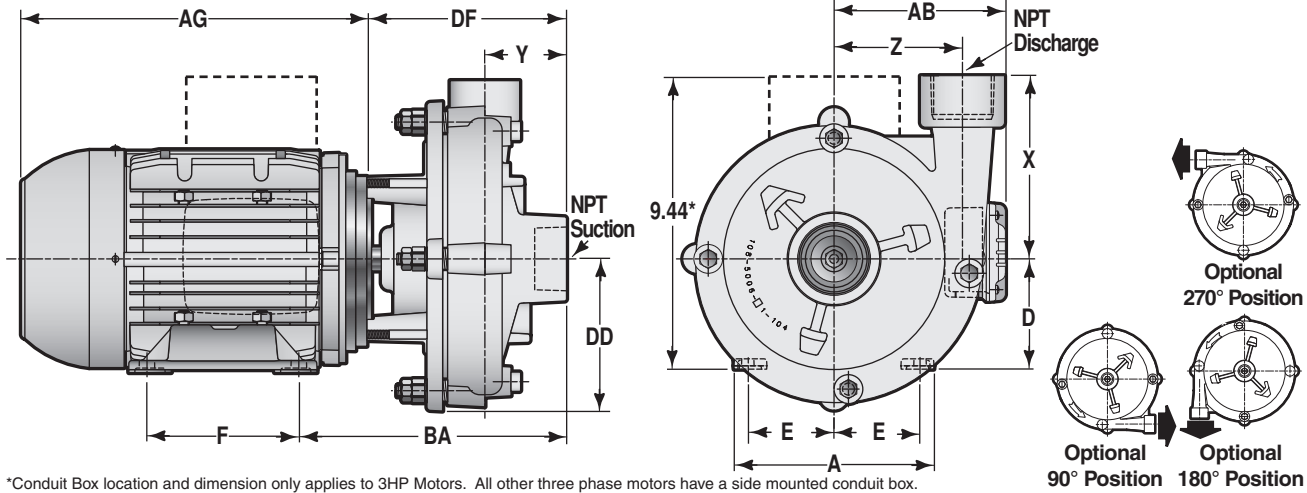


**MTH PUMPS**

401 West Main Street • Plano, IL 60545-1436  
 Phone: 630-552-4115 • Fax: 630-552-3688  
 Email: SALES@MTHPUMPS.COM  
 http://WWW.MTHPUMPS.COM

DOE Compliance: IMP DIA = 6.00" PEIcl = 0.96  
 \*High Service Factor Motor Horsepower Selections - See Standard Motor Guide and/or Motor Price Sheets for more information.  
 \*\*BHP data valid for 1.0 specific gravity fluids only.

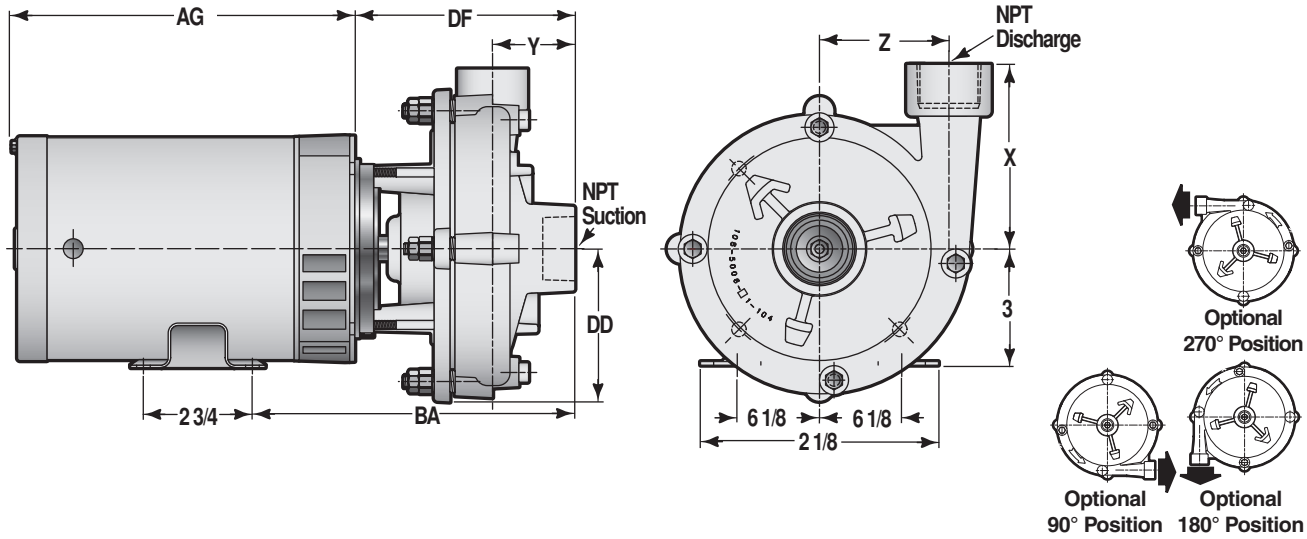
C41 • C51 • C61 SERIES  
**C61 Dimensions**



\*Conduit Box location and dimension only applies to 3HP Motors. All other three phase motors have a side mounted conduit box.

Pump Size									3 Phase TEFC Motors							
Model	Disch.	Suction	Imp. Ø	DD	DF	X	Y	Z	Frame	A	AB	D	E	F	BA	AG
C61AB	1/2	3/4	6	3 15/16	4 5/8	3 7/16	1 1/2	3 5/16	80	6 1/8	5 1/8	3 1/8	2 1/2	3 15/16	6 13/16	9 7/16
									(1 1/2HP - 2HP)	6 1/8	5 1/8	3 1/8	2 1/2	3 15/16	6 13/16	9 7/16
C61BC	3/4	1	6	3 15/16	4 7/16	3 15/16	1 5/16	3 1/4	90 Frame (3HP)	6 11/16	5 7/8	3 9/16	2 3/4	4 15/16	7 3/4	11 5/16
C61CD	1	1 1/4	6	4 1/16	5 3/16	4 5/8	2 1/8	3 3/16		6 11/16	5 7/8	3 9/16	2 3/4	4 15/16	7 3/4	11 5/16

All units in inches



Pump Size									Single Phase ODP Motors							
Model	Disch.	Suction	Imp. Ø	DD	DF	X	Y	Z	Frame	A	AB	D	E	F	BA	AG
C61AB	1/2	3/4	6	3 15/16	4 5/8	3 7/16	1 1/2	3 5/16	56 Frame (1 1/2 - 2 HP)	6 1/8	5 1/8	3 1/8	2 1/2	3 15/16	7 3/16	14 1/8
C61BC	3/4	1	6	3 15/16	4 7/16	3 15/16	1 5/16	3 1/4							7 3/4	13 5/8

NOTES: All dimensions in inches. May vary ± 1/4 inches. Not for construction purposes unless certified.



**WARNING:**  
 CANCER AND REPRODUCTIVE HARM  
 WWW.P65WARNINGS.CA.GOV



**MTH PUMPS**

401 West Main Street • Plano, IL 60545-1436  
 Phone: 630-552-4115 • Fax: 630-552-3688  
 Email: SALES@MTHPUMPS.COM  
 http://WWW.MTHPUMPS.COM