

# **BALDOR® • RELIANCE**

## **Product Information Packet**

# **VEM3616T**

**7.5HP,3450RPM,3PH,60HZ,184TC,3646M,TEFC**

Part Detail							
Revision:	D	Status:	PRD/A	Change #:		Proprietary:	No
Type:	AC	Prod. Type:	3646M	Elec. Spec:	36WGR454	CD Diagram:	CD0005
Enclosure:	TEFC	Mfg Plant:		Mech. Spec:	36A003	Layout:	36LYA003
Frame:	184TC	Mounting:	F1	Poles:	02	Created Date:	04-22-2015
Base:	N	Rotation:	R	Insulation:	F	Eff. Date:	11-16-2016
Leads:	9#14					Replaced By:	
Literature:		Elec. Diagram:					

<b>Nameplate NP3441LUA</b>										
<b>CAT.NO.</b>	VEM3616T									
<b>SPEC.</b>	36A003R454G1									
<b>HP</b>	7.5									
<b>VOLTS</b>	230/460									
<b>AMP</b>	16.2/8.1									
<b>RPM</b>	3450									
<b>FRAME</b>	184TC				<b>HZ</b>	60			<b>PH</b>	3
<b>SER.F.</b>	1.15		<b>CODE</b>	M	<b>DES</b>	A		<b>CL</b>	F	
<b>NEMA-NOM-EFF</b>	89.5		<b>PF</b>	99						
<b>RATING</b>	40C AMB-CONT									
<b>CC</b>	010A				<b>USABLE AT 208V</b>			17.2		
<b>DE</b>	6206				<b>ODE</b>	6205				
<b>ENCL</b>	TEFC		<b>SN</b>							
<b>VPWM INVERTER READY</b>										
<b>CT6-60H(10:1)VT3-60H(20:1</b>										
50Hz 7.5HP 190/380V 19/9.5A									SF1.0	

Parts List		
Part Number	Description	Quantity
SA300124	SA 36A003R454G1	1.000 EA
RA287170	RA 36A003R454G1	1.000 EA
36CB3004	36 CB CASTING W/1.09 DIA LEAD HOLE @ 6:0	1.000 EA
36GS1000	GASKET-CONDUIT BOX, .06 THICK #SV-330 LE	1.000 EA
51XB1016A08	10-16X 1/2HXWSSLD SERTYB	2.000 EA
11XW1032G06	10-32 X .38, TAPTITE II, HEX WSHR SLTD U	1.000 EA
HW3001B01	BRASS CUP WASHER, FOR #8 SCREW	1.000 EA
36FE3104A01	FREP MACH ASSEMBLY FOR ROUTING	1.000 EA
HW4500A01	1641B(ALEMITE)400 UNIV, GREASE FITT	1.000 EA
HW5100A05	WVY WSHR F/205 & 304 BRGS	1.000 EA
36PE3301A23	PUEP ASSEMBLY FOR ROUTING PURPOSES	1.000 EA
HW4500A01	1641B(ALEMITE)400 UNIV, GREASE FITT	1.000 EA
10XN2520A28	1/4-20X 1 3/4 HEX HD	4.000 EA
HW1001A25	LOCKWASHER 1/4, ZINC PLT .493 OD, .255 I	4.000 EA
51XB1214A16	12-14X1.00 HXWSSLD SERTYB	1.000 EA
36FH4009A102	IEC FH GREASER PRIMED	1.000 EA
51XW1032A06	10-32 X .38, TAPTITE II, HEX WSHR SLTD S	3.000 EA
36CB4516	36 LIPPED CB LID	1.000 EA
37GS1001	GASKET, CONDUIT BOX LID, .06 THICK LEXID	1.000 EA
51XW0832A07	8-32 X .44, TAPTITE II, HEX WSHR SLTD SE	4.000 EA
HW2501E16	3KEY, 1/4 SQ X 1.750	1.000 EA
HA7000A02	KEY RETAINER RING, 1 1/8 DIA, 1 3/8 DIA	1.000 EA
85XU0407S04	4X1/4 U DRIVE PIN STAINLESS	2.000 EA
HW3200A01	3/8-16X3/4 I-BLT WELDED F/S	1.000 EA

<b>Parts List (continued)</b>		
<b>Part Number</b>	<b>Description</b>	<b>Quantity</b>
MJ1000A02	GREASE, POLYREX EM EXXON (USe 4824-15A)	0.050 LB
36FN3000C01	EXFN, PLASTIC, 5.25 OD, .912 ID	1.000 EA
MG1000Y03	MUNSELL 2.53Y 6.70/ 4.60, GLOSS 20,	0.022 GA
LB1115N	LABEL,LIFTING DEVICE (ON ROLLS)	1.000 EA
HA3101A28	THRUBOLT 1/4-20 X 12.500 OHIO ROD	4.000 EA
LC0005E01	CONN.DIA./WARNING LABEL (LC0005/LB1119N)	1.000 EA
NP3441LUA	ALUM SUPER-E VPWM INV READY UL	1.000 EA
G7PA1000	PKG GRP, PRINT PK1034A06	1.000 EA
PK3082	STYROFOAM CRADLE	1.000 EA
MN416A01	TAG-INSTAL-MAINT no wire (1200/bx) 11/14	1.000 EA

**AC Induction Motor Performance Data**

Record # 53349 - Typical performance - not guaranteed values

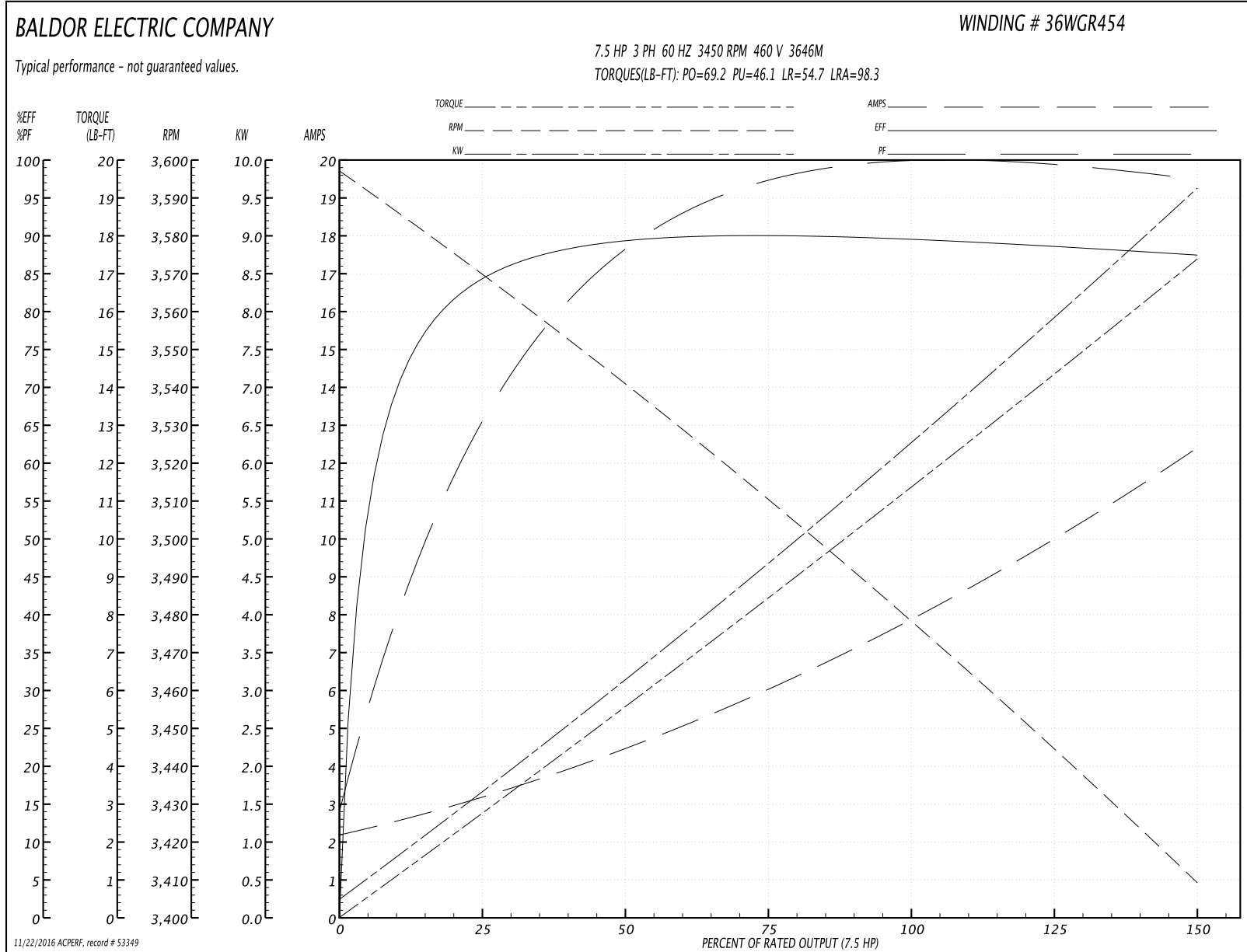
<b>Winding:</b> 36WGR454-R003	<b>Type:</b> 3646M	<b>Enclosure:</b> TEFC
-------------------------------	--------------------	------------------------

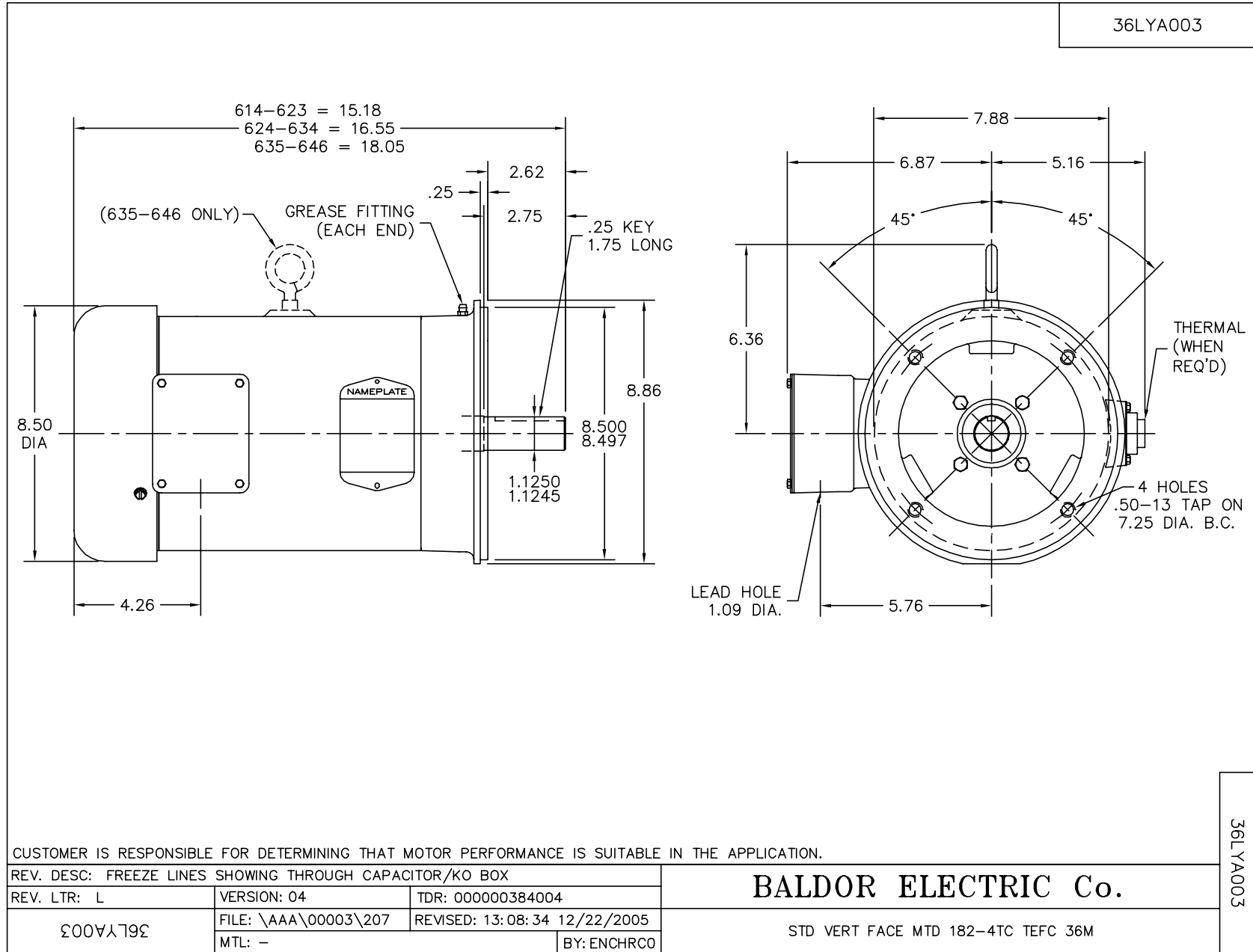
Nameplate Data				460 V, 60 Hz: High Voltage Connection	
Rated Output (HP)	7.5			Full Load Torque	11.5 LB-FT
Volts	230/460			Start Configuration	direct on line
Full Load Amps	16.2/8.1			Breakdown Torque	69.2 LB-FT
R.P.M.	3450			Pull-up Torque	46.1 LB-FT
Hz	60	Phase	3	Locked-rotor Torque	54.7 LB-FT
NEMA Design Code	A	KVA Code	M	Starting Current	98.3 A
Service Factor (S.F.)	1.15			No-load Current	2.35 A
NEMA Nom. Eff.	89.5	Power Factor	99	Line-line Res. @ 25°C	1.14 Ω
Rating - Duty	40C AMB-CONT			Temp. Rise @ Rated Load	66°C
S.F. Amps				Temp. Rise @ S.F. Load	79°C
				Locked-rotor Power Factor	44.3
				Rotor inertia	0.206 LB-FT <sup>2</sup>

Load Characteristics 460 V, 60 Hz, 7.5 HP

% of Rated Load	25	50	75	100	125	150	S.F.
Power Factor	64	88	96	99	98	98	98
Efficiency	82.1	88.8	90.2	89.4	88.9	87.4	89.1
Speed	3572	3545	3514	3477	3449	3408	3460
Line amperes	2.83	4.12	5.91	8.07	9.92	12.3	9.18

Performance Graph at 460V, 60Hz, 7.5HP Typical performance - Not guaranteed values

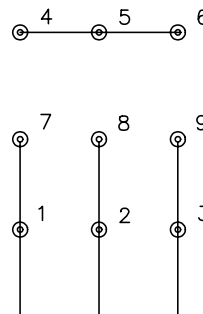




CD0005



LOW VOLTAGE  
(2Y)



LINE

HIGH VOLTAGE  
(1Y)



LINE

NOTES:

1. INTERCHANGE ANY TWO LINE LEADS TO REVERSE ROTATION.
2. OPTIONAL THERMOSTATS ARE PROVIDED WHEN SPECIFIED.
3. ACTUAL NUMBER OF INTERNAL PARALLEL CIRCUITS MAY BE A MULTIPLE OF THOSE SHOWN ABOVE.
4. LEAD COLORS ARE OPTIONAL. LEADS MUST ALWAYS BE NUMBERED AS SHOWN.

REV. DESC: REVISE TO SHOW OPTIONAL COLORS			
REV. LTR: E	BY: JLP	REVISED: 01/19/99 10:15	TDR: 0171435
9000D		FILE: AAA00005140	MDL: -
		MTL: -	

**BALDOR ELECTRIC Co.**

3PH, DV, 9 LEADS

CD0005