



HYDROMATIC®

SKHD150

Submersible Effluent Pump

Applications:

- Septic Tank Effluent
- High-Head Sump



**Pentair
Water™**

SKHD150 - Submersible Effluent Pump

FEATURES

The Hydromatic SKHD150 submersible pump is specifically designed to meet the demands of septic tank effluent and industrial sump applications that require a “high-head,” dual-sealed pump. The 1-1/2 inch NPT discharge pump is available with a powerful 1-1/2 horsepower motor, which provides maximum starting torque.

Available in single- and three-phase configurations — the single-phase, 230 volt motor features a start capacitor, solid-state start switch and automatic reset thermal overload protection, while the three-phase motors, 200, 230, 460, or 575 volt, require a magnetic starter with overload protection located in the accessory control panel. The SKHD150 can handle capacities up to 53 gallons per minute and heads to 130 feet.

The SKHD150 features high-quality cast iron construction that helps ensure a long service life. The pump’s semi-open thermoplastic impeller, which is threaded to a stainless steel shaft, is capable of handling up to 3/4 inch spherical solids — providing long life in demanding applications. In addition, the SKHD150 utilizes two carbon- and ceramic-faced mechanical shaft seals – mounted in tandem – to provide double protection against water entry.

The oil-filled motor of the SKHD150 provides superior cooling characteristics, allowing the motor to run cool and quiet for years. This oil-filled design also provides permanent lubrication of the shaft bearings, minimizing maintenance and extending the service life of the pump.

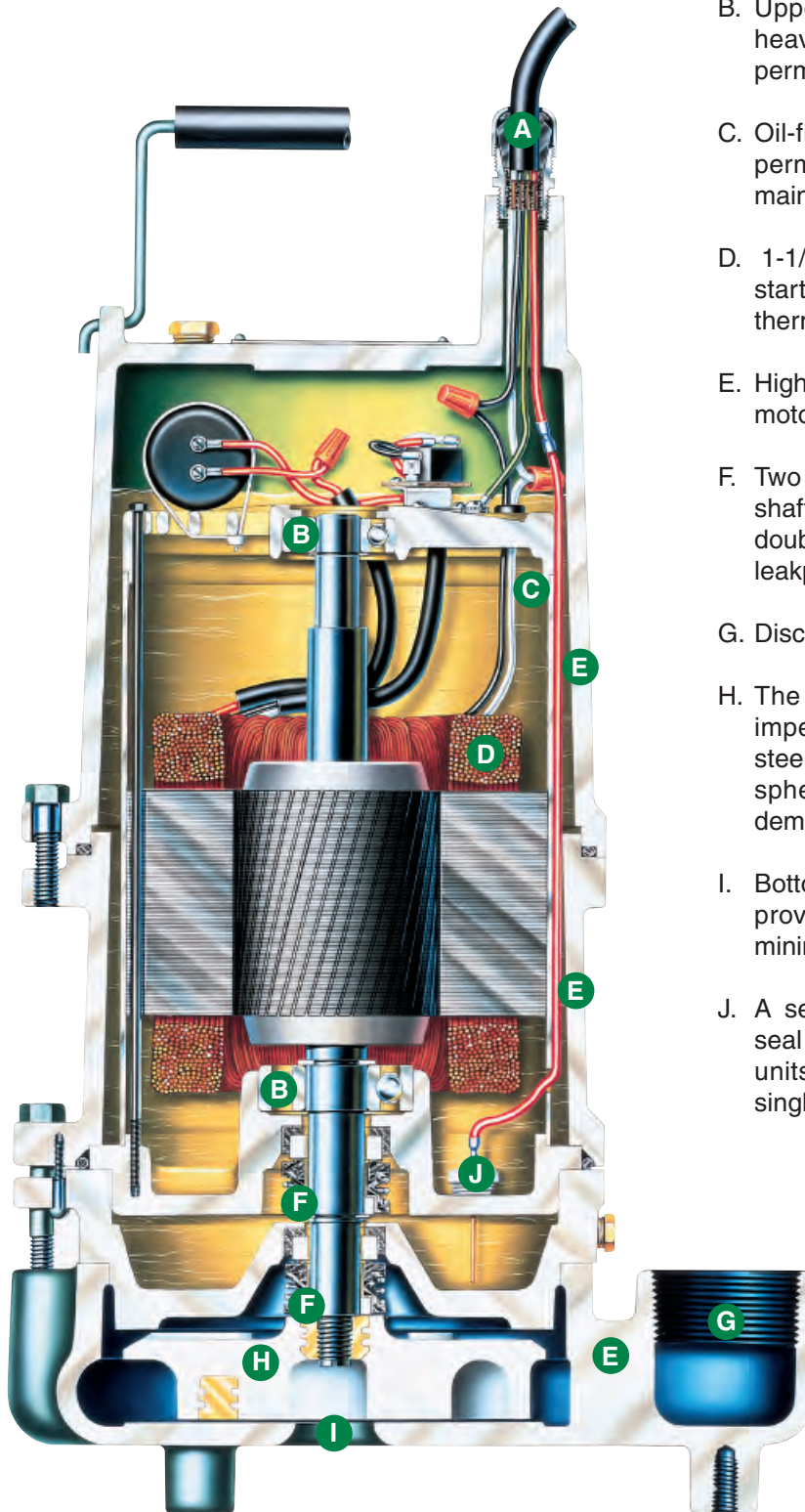
For applications requiring a seal failure alarm, the SKHD150 is available with a seal failure sensor, which is optional on single-phase models and standard on three-phase models.

The SKHD150 is a completely submersible, “high-head”, dual-sealed pump for use in septic tank effluent applications.



SKHD150 - Submersible Effluent Pump

BENEFITS



- A. Water-resistant, 20 foot power cord has a compression-fit connection and an epoxy potting for double protection against water entry.
- B. Upper radial- and lower thrust-bearings are heavy-duty, single-row ball bearings that are permanently lubricated for service-free life.
- C. Oil-filled motor provides superior cooling and permanent lubrication of bearings, minimizing maintenance and extending service life.
- D. 1-1/2 HP capacitor-start motors provide maximum starting torque. Motor windings contain automatic thermal overload protection (1 \emptyset).
- E. High-quality cast iron construction of pump volute, motor housing and seal housing provide long life.
- F. Two carbon- and ceramic-faced mechanical shaft seals are mounted in tandem to provide double protection against water entry for a long, leakproof life.
- G. Discharge is standard 1-1/2 inch NPT.
- H. The semi-open, non-corrosive, thermoplastic impeller, which is threaded to a stainless steel shaft, efficiently handles up to 3/4 inch spherical solids — providing long life in demanding applications.
- I. Bottom inlet has no screen to become clogged, providing optimum pump performance and minimal maintenance.
- J. A seal-failure sensor probe (for connection to a seal failure alarm) is standard on three-phase units and available as an option on single-phase models.

SKHD150 - Submersible Effluent Pump

DETAILS

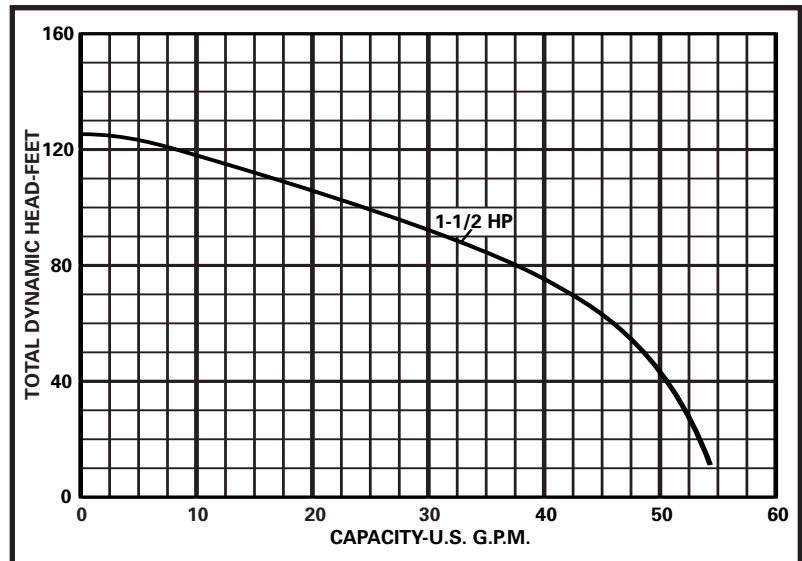
Pump Characteristics

Pump/Motor Unit	Submersible				
Manual Models	M2	M6	M3	M4	M5
Horsepower	1-1/2				
Full Load Amps	12.0	6.1	5.7	2.9	2.7
Motor Type	Capacitor Start	Three-Phase			
R.P.M.	3450				
Phase Ø	1	3			
Voltage	230	200	230	460	575
Hertz	60				
Operation	Intermittent				
Temperature	140°F Ambient				
NEMA Design	B				
Insulation	Class F				
Discharge Size	1-1/2" NPT				
Solids Handling	3/4"				
Unit Weight	75 lbs.				
Power Cord	16/3, STWA, 1ø, 230V = 20' std. 16/4, STWA, 1ø, 230V = 20' std.(S.F.) 18/5, STWA, 3ø, 200V, 230V 460V, or 575V = 20' std. (S.F.)				


Materials of Construction

Handle	Steel
Lubricating Oil	Dielectric Oil
Seal Housing	Cast Iron
Motor Housing	Cast Iron
Pump Casing	Cast Iron
Shaft	Stainless Steel
Mechanical Shaft Seal	Seal Faces: Carbon/Ceramic Seal Body: Brass, Spring: Stainless Steel Bellows: Buna-N
Impeller	Thermoplastic
Upper Bearing	Single Row Ball Bearing
Lower Bearing	Single Row Ball Bearing
Fasteners	Stainless Steel

Performance Data



Dimensional Data



USA

740 East 9th Street Ashland, Ohio 44805
Tel: 419-289-3042 Fax: 419-281-4087

www.hydromatic.com

- Your Authorized Local Distributor -

CANADA

269 Trillium Drive Kitchener, Ontario, Canada N2G 4W5
Tel: 519-896-2163 Fax: 519-896-6337