

BALDOR® • ***RELIANCE***

Product Information Packet

CL1410TM

5HP,1725RPM,1PH,60HZ,184TC,3640LC,OPEN

Part Detail							
Revision:	AE	Status:	PRD/A	Change #:		Proprietary:	No
Type:	AC	Prod. Type:	3640LC	Elec. Spec:	36WGW903	CD Diagram:	CD0002A04
Enclosure:	OPEN	Mfg Plant:		Mech. Spec:	36F484	Layout:	36LYF484
Frame:	184TC	Mounting:	F1	Poles:	04	Created Date:	
Base:	RG	Rotation:	R	Insulation:	F	Eff. Date:	09-10-2015
Leads:	2#10 A PH,3#16 B&J					Replaced By:	
Literature:		Elec. Diagram:					

Nameplate NP1257L	
CAT.NO.	CL1410TM
SPEC.	36F484W903
HP	5
VOLTS	230
AMP	23
RPM	1725
FRAME	184TC
	HZ 60
	PH 1
SER.F.	1.15
	CODE G
	DES L
	CL F
NEMA-NOM-EFF	82.5
	PF 87
RATING	40C AMB-CONT
CC	USABLE AT 208V 25
DE	6206
	ODE 6205
ENCL	OPEN
	SN

Parts List		
Part Number	Description	Quantity
SA035042	SA 36F484W903	1.000 EA
RA031069	RA 36F484W903	1.000 EA
TPBRT00DB	THERMAL 1PH 1.25 MAN 120CWELDED	1.000 EA
TP5059	GENERIC THERMAL KIT	1.000 EA
36CB3004A02	36 CB 1.09 @ 6, 1.25 MTO @ 3	1.000 EA
51XB1016A08	10-16X 1/2HXWSSLD SERTYB	2.000 EA
11XW1032G06	10-32 X .38, TAPTITE II, HEX WSHR SLTD U	1.000 EA
HA6015A09	THERMAL RETAINER PLATED	1.000 EA
51XB1214A10	12-14 X 5/8HX WS SL SR TYBX	2.000 EA
36EP3200A01	FR ENDPLATE, ASSEMBLY FOR ROUTING	1.000 EA
HW4500A01	1641B(ALEMITE)400 UNIV, GREASE FITT	1.000 EA
SP1008A01	BAFFLE, MODEL 36 & 37	1.000 EA
13XF0832A08	8-32 X.50 PAN HD,SLTD, TYPE F SCREW, ZIN	2.000 EA
10XN2520A12	O1/4-20X 3/4 HEX HEAD CAP	2.000 EA
HW5100A05	WVY WSHR F/205 & 304 BRGS	1.000 EA
36PE3403A03	PUEP ASSEMBLY FOR ROUTING PURPOSES	1.000 EA
HW4500A01	1641B(ALEMITE)400 UNIV, GREASE FITT	1.000 EA
36AD2000	AIR BAFFLE	1.000 EA
60XW0632A06	6-32 X 3/8 TORX HEAD SCREW TAPTITE II	4.000 EA
10XN2520A28	1/4-20X 1 3/4 HEX HD	4.000 EA
HW1001A25	LOCKWASHER 1/4, ZINC PLT .493 OD, .255 I	4.000 EA
36CB4516	36 LIPPED CB LID	1.000 EA
51XW0832A07	8-32 X .44, TAPTITE II, HEX WSHR SLTD SE	4.000 EA
HW2501E16	3KEY, 1/4 SQ X 1.750	1.000 EA

Parts List (continued)		
Part Number	Description	Quantity
HA7000A02	KEY RETAINER RING, 1 1/8 DIA, 1 3/8 DIA	1.000 EA
85XU0407S04	4X1/4 U DRIVE PIN STAINLESS	2.000 EA
MJ1000A02	GREASE, POLYREX EM EXXON (USe 4824-15A)	0.050 LB
MG1000G27	MED CHARCOAL METALLIC GREY 400-0096	0.022 GA
SP5172A05	37 TYPE LC TORQ STAT SW LEAD ASSEMBLY	1.000 EA
HA3101A28	THRUBOLT 1/4-20 X 12.500 OHIO ROD	4.000 EA
36CB5005A03	CAPACITOR BOX KIT, 36CB3800, OC3040F09,	1.000 EA
LB1119N	WARNING LABEL	1.000 EA
LB1087	LABEL,MANUAL RESET (ROLL LABEL)	1.000 EA
LC0002	CONNECTION LABEL	1.000 EA
NP1257L	ALUM UL CSA CC THERMAL REV MTG	1.000 EA
36PA1001	PKG GRP, PRINT PK1017A06	1.000 EA
MN416A01	TAG-INSTAL-MAINT no wire (1200/bx) 11/14	1.000 EA

AC Induction Motor Performance Data

Record # 10877 - Typical performance - not guaranteed values

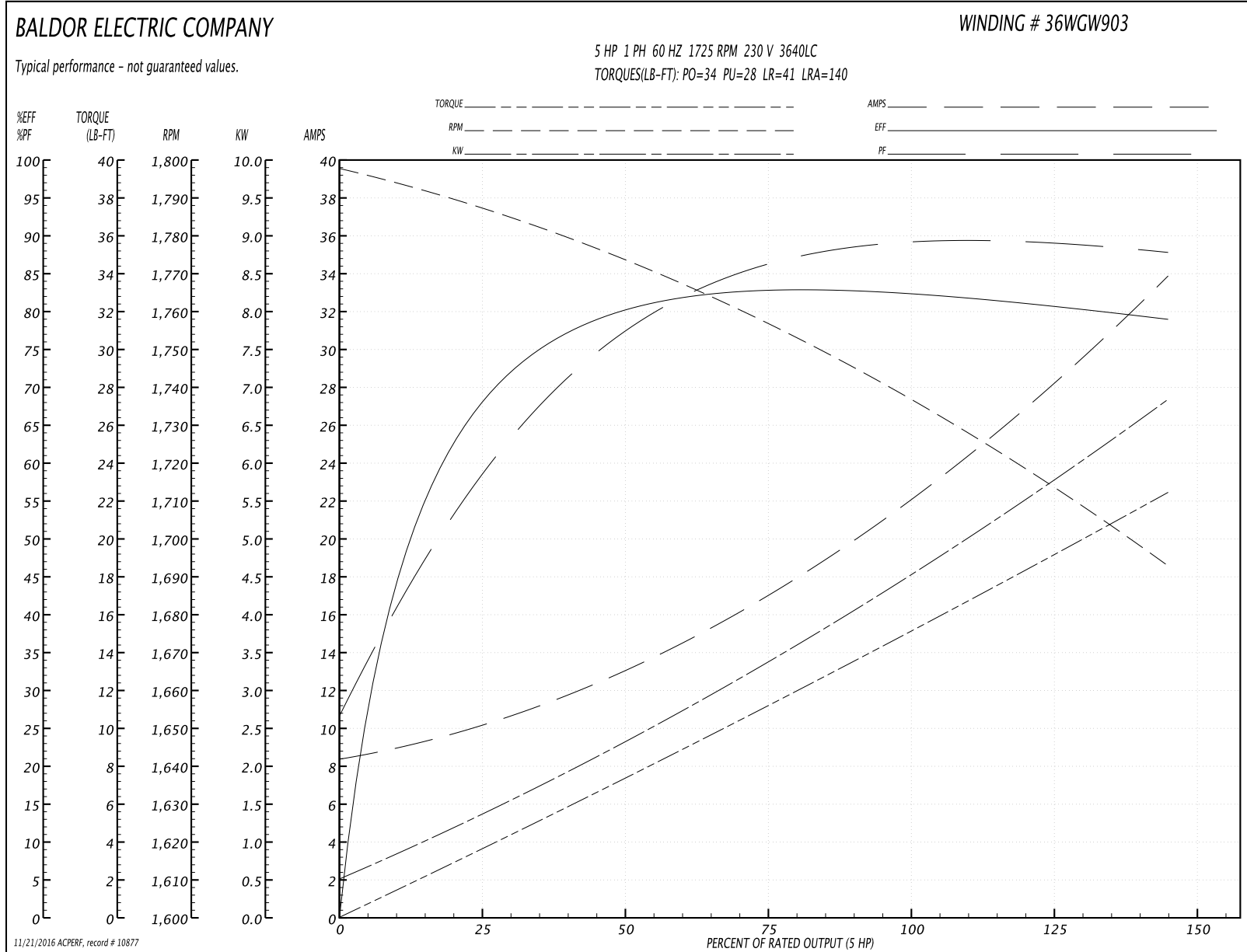
Winding: 36WGW903-R001	Type: 3640LC	Enclosure: OPEN
-------------------------------	---------------------	------------------------

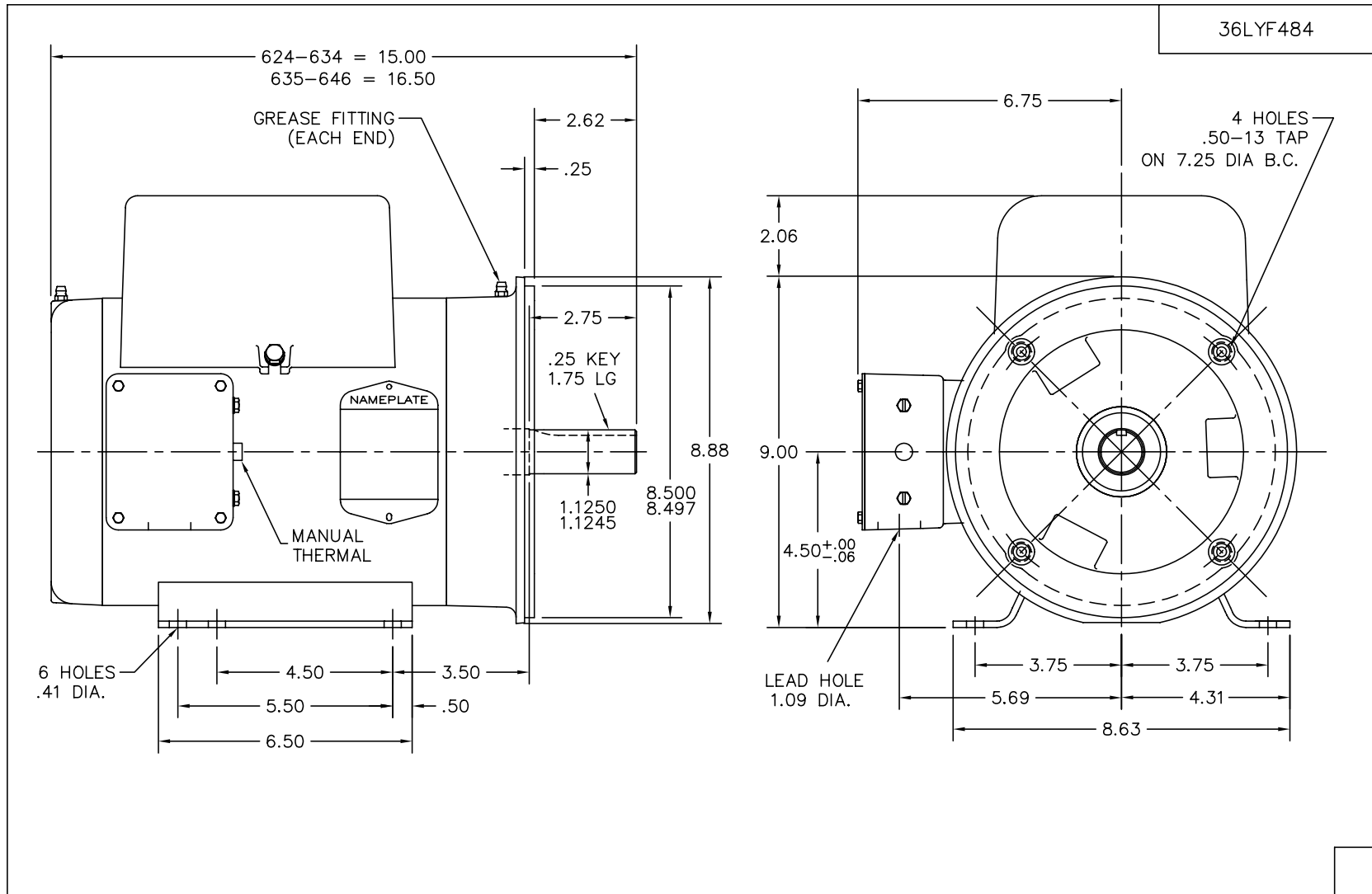
Nameplate Data				230 V, 60 Hz: Single Voltage Motor	
Rated Output (HP)	5			Full Load Torque	15 LB-FT
Volts	230			Start Configuration	direct on line
Full Load Amps	23			Breakdown Torque	34 LB-FT
R.P.M.	1725			Pull-up Torque	28 LB-FT
Hz	60	Phase	1	Locked-rotor Torque	41 LB-FT
NEMA Design Code	L	KVA Code	G	Starting Current	140 A
Service Factor (S.F.)	1.15			No-load Current	8.4 A
NEMA Nom. Eff.	82.5	Power Factor	87	Line-line Res. @ 25°C	0.45 Ω A Ph 1.56 Ω B Ph
Rating - Duty	40C AMB-CONT			Temp. Rise @ Rated Load	90°C
S.F. Amps				Temp. Rise @ S.F. Load	110°C

Load Characteristics 230 V, 60 Hz, 5 HP

% of Rated Load	25	50	75	100	125	150	S.F.
Power Factor	60	78	86	89	91	91	0
Efficiency	67.2	79.2	82.7	83	81.5	78.5	0
Speed	1786	1772	1756	1739	1718	1691	0
Line amperes	10.1	13.2	17.2	21.9	27.4	34	25.2

Performance Graph at 230V, 60Hz, 5.0HP Typical performance - Not guaranteed values

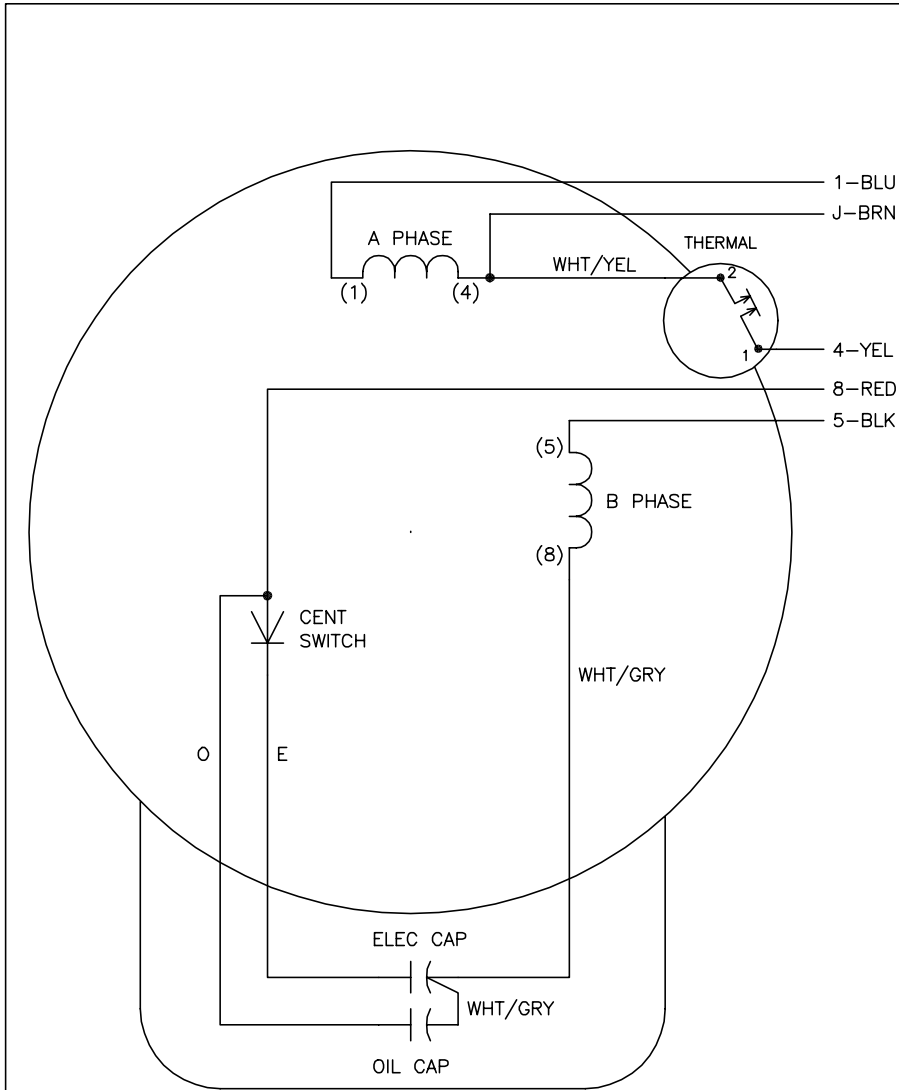




CUST. NAME		CUST. P.O.		CERTIFIED BY		MODEL		INSUL		AMB							
H.P.		MTG		TYPE		R.P.M.		VOLTS		ENCL							
PHASE		FREQ		FRAME		<h2>BALDOR ELECTRIC Co.</h2> <p>HORZ 182-4TC OPEN 36LC W/1.25 MTO</p>											
REV. DESC: CHG'D CONDUIT BOX (SEE EC09)																	
REV. LTR: E		BY: JED		REVISED: 01/28/99 10:27								TDR: 0171563					
36LYF484		FILE: AAA00012719		MDL: -													

36LYF484

CD0002A04

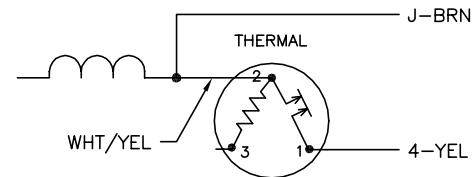


	LINE A	LINE B	JOIN
STD	1,8	4	J,5
OPP	1,5	4	J,8

NOTES:

1. STANDARD ROTATION IS CCW FACING END OPPOSITE SHAFT EXTENSION.
2. MULTIPLE CAPACITORS ARE CONNECTED IN PARALLEL UNLESS OTHERWISE SPECIFIED.
3. LEAD COLORS ARE OPTIONAL. LEADS MUST ALWAYS BE NUMBERED AS SHOWN.

BYPASSING THE HEATER OF A THREE-TERMINAL THERMAL



REV. DESC: NEW	VERSION: 00	TDR: 000000360649
REV. LTR: -	FILE: \AAA\00126\009	REVISED: 17:08:44 04/15/2005
CD0002A04	MTL: -	BY: ENJOEPO

BALDOR ELECTRIC Co.

TYPE LC, SV, REV, 2-TERMINAL THERMAL, 5 LEADS

CD0002A04