

BALDOR® • ***RELIANCE***

Product Information Packet

EM3215T

2HP,1165RPM,3PH,60HZ,184T,3636M,OPSB,F1

Part Detail							
Revision:	H	Status:	PRD/A	Change #:		Proprietary:	No
Type:	AC	Prod. Type:	3636M	Elec. Spec:	36WGS947	CD Diagram:	CD0005
Enclosure:	OPSB	Mfg Plant:		Mech. Spec:	36G548	Layout:	36LYG548
Frame:	184T	Mounting:	F1	Poles:	06	Created Date:	05-30-2012
Base:	RG	Rotation:	R	Insulation:	F	Eff. Date:	11-09-2016
Leads:	9#16					Replaced By:	
Literature:		Elec. Diagram:					

Nameplate NP1259L													
CAT.NO.	EM3215T												
SPEC.	36G548S947G1												
HP	2												
VOLTS	230/460												
AMP	6.8/3.4												
RPM	1165												
FRAME	184T					HZ	60			PH	3		
SER.F.	1.15					CODE	L		DES	B		CL	F
NEMA-NOM-EFF	87.5					PF	63						
RATING	40C AMB-CONT												
CC	010A									USABLE AT 208V	6.8		
DE	6206					ODE	6205						
ENCL	OPSB					SN							

Parts List		
Part Number	Description	Quantity
SA245306	SA 36G548S947G1	1.000 EA
RA232192	RA 36G548S947G1	1.000 EA
36CB3004	36 CB CASTING W/1.09 DIA LEAD HOLE @ 6:0	1.000 EA
51XB1016A08	10-16X 1/2HXWSSLD SERTYB	2.000 EA
11XW1032G06	10-32 X .38, TAPTITE II, HEX WSHR SLTD U	1.000 EA
36EP3200A01	FR ENDPLATE, ASSEMBLY FOR ROUTING	1.000 EA
HW4500A01	1641B(ALEMITE)400 UNIV, GREASE FITT	1.000 EA
HW5100A05	WVY WSHR F/205 & 304 BRGS	1.000 EA
36PE3201A01	PU ENDPLATE, ASSEMBLY FOR ROUTING	1.000 EA
HW4500A01	1641B(ALEMITE)400 UNIV, GREASE FITT	1.000 EA
XY2520A12	1/4-20 HEX NUT, DIRECTIONAL SERRATIONS	4.000 EA
36CB4516	36 LIPPED CB LID	1.000 EA
51XW0832A07	8-32 X .44, TAPTITE II, HEX WSHR SLTD SE	4.000 EA
HW2501E16	3KEY, 1/4 SQ X 1.750	1.000 EA
HA7000A02	KEY RETAINER RING, 1 1/8 DIA, 1 3/8 DIA	1.000 EA
85XU0407S04	4X1/4 U DRIVE PIN STAINLESS	2.000 EA
HA6362ZP	LIFTING LUG FOR 36 FRAME MOTORS.	2.000 EA
MJ1000A02	GREASE, POLYREX EM EXXON (USe 4824-15A)	0.050 LB
MG1000Y03	MUNSELL 2.53Y 6.70/ 4.60, GLOSS 20,	0.022 GA
LB1115N	LABEL,LIFTING DEVICE (ON ROLLS)	1.000 EA
HA3101A40	THRUBOLT 1/4-20 X 12.687	4.000 EA
36AD2004B01	BAFFLE PLATE,MOD 36-SLTD BAND MTRS	2.000 EA
LC0005E01	CONN.DIA./WARNING LABEL (LC0005/LB1119N)	1.000 EA
NP1259L	ALUM SUPER-E UL CSA-EEV CC NEMA PREMIUM	1.000 EA

Parts List (continued)		
Part Number	Description	Quantity
36PA1000	PKG GRP, PRINT PK1016A06	1.000 EA
MN416A01	TAG-INSTAL-MAINT no wire (1000/bx) 11/14	1.000 EA

Accessories		
Part Number	Description	Multiplier
36-3403	C FACE KIT	A8
36EP1405A09SP	D-FLANGE KIT	A8

AC Induction Motor Performance Data

Record # 53374 - Typical performance - not guaranteed values

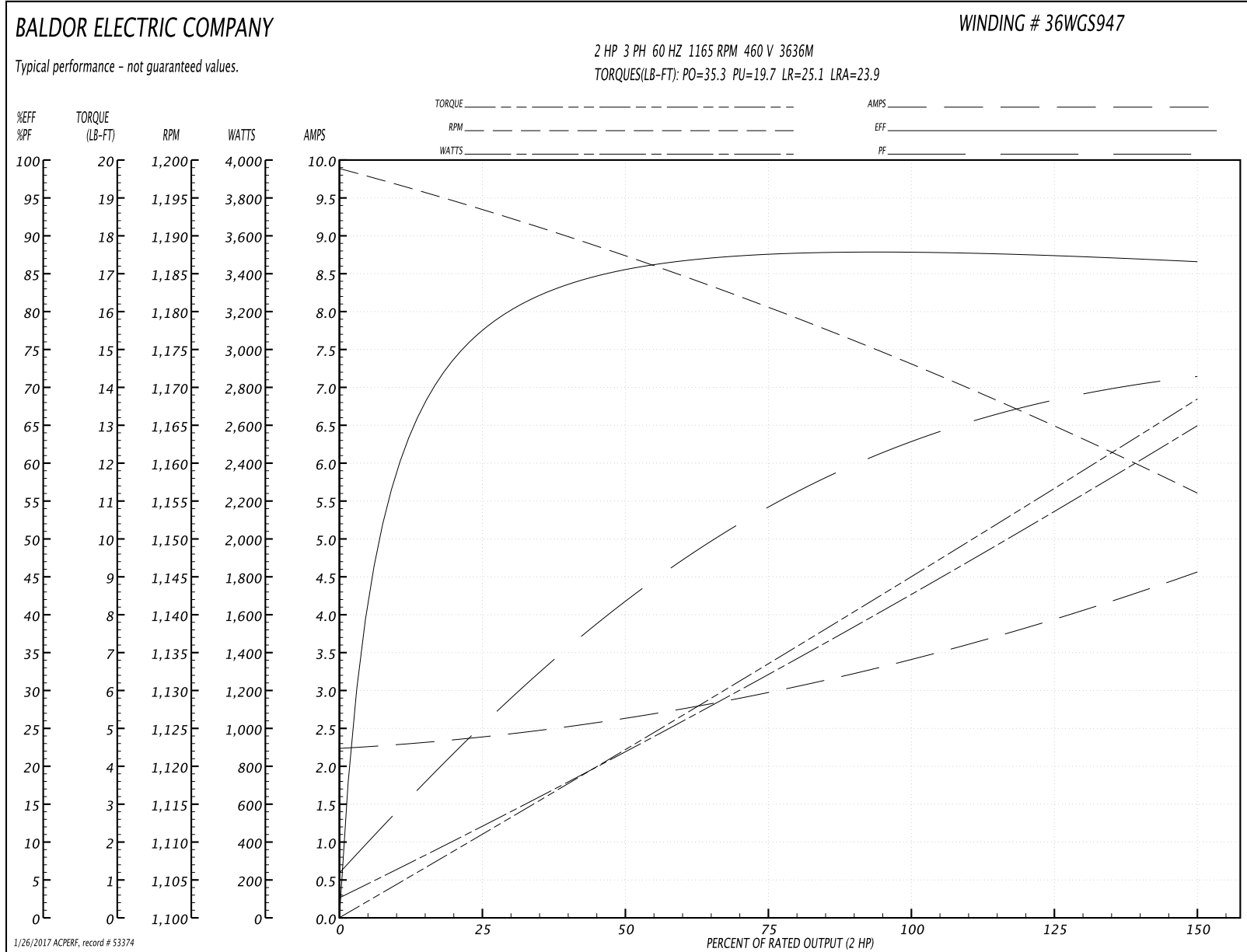
Winding: 36WGS947-R006	Type: 3636M	Enclosure: OPSB
-------------------------------	--------------------	------------------------

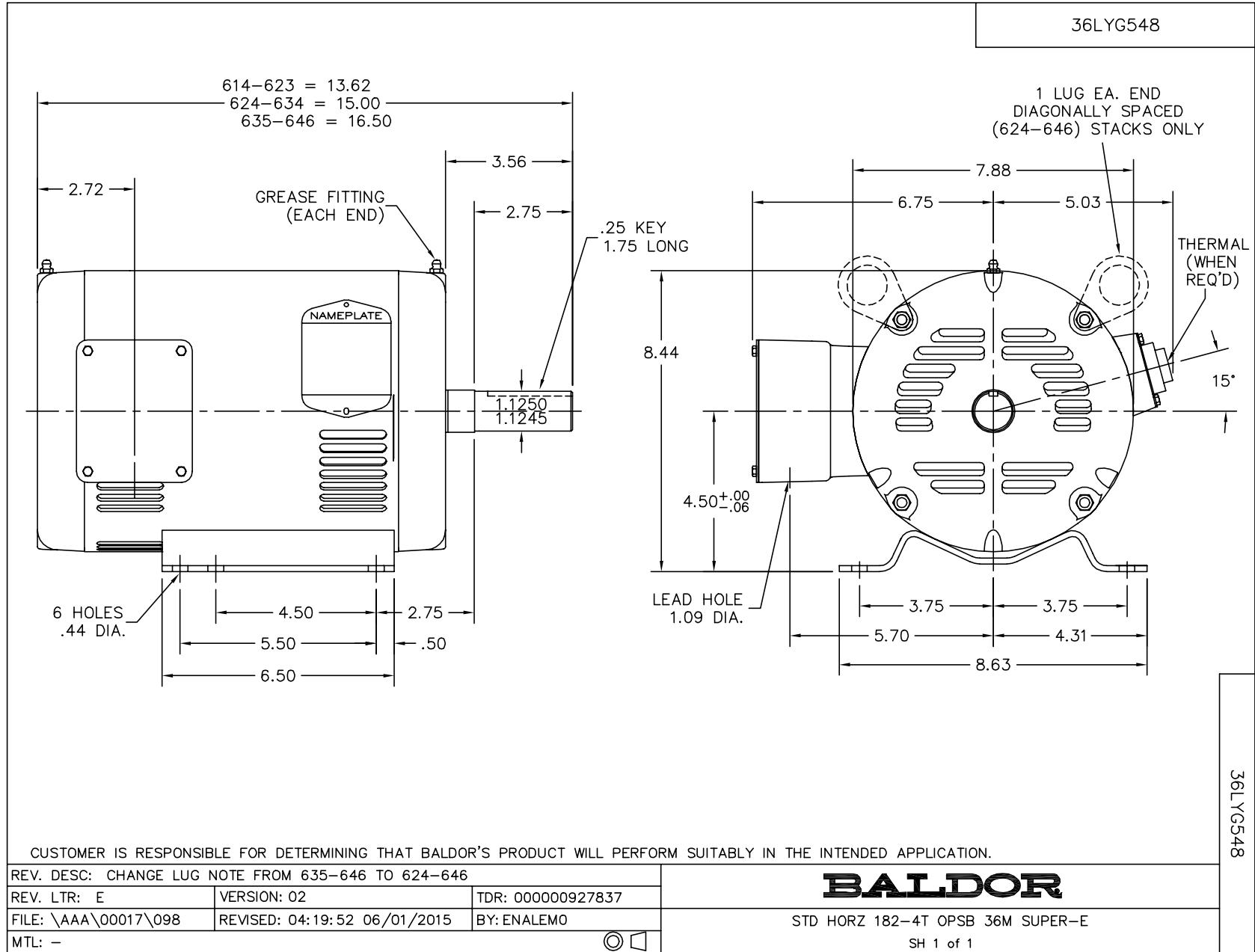
Nameplate Data				460 V, 60 Hz: High Voltage Connection	
Rated Output (HP)	2			Full Load Torque	9.01 LB-FT
Volts	230/460			Start Configuration	direct on line
Full Load Amps	6.8/3.4			Breakdown Torque	35.3 LB-FT
R.P.M.	1165			Pull-up Torque	19.7 LB-FT
Hz	60	Phase	3	Locked-rotor Torque	25.1 LB-FT
NEMA Design Code	B	KVA Code	L	Starting Current	23.9 A
Service Factor (S.F.)	1.15			No-load Current	2.26 A
NEMA Nom. Eff.	87.5	Power Factor	63	Line-line Res. @ 25°C	4.9075 Ω
Rating - Duty	40C AMB-CONT			Temp. Rise @ Rated Load	24°C
S.F. Amps				Temp. Rise @ S.F. Load	28°C

Load Characteristics 460 V, 60 Hz, 2 HP

% of Rated Load	25	50	75	100	125	150	S.F.
Power Factor	27	43	55	62	68	72	66
Efficiency	77.9	85.5	87.6	88	87.6	86.8	87.8
Speed	1193.3	1187	1180.2	1173.2	1165.2	1155.9	1168
Line amperes	2.37	2.62	2.99	3.43	3.96	4.54	3.75

Performance Graph at 460V, 60Hz, 2.0HP Typical performance - Not guaranteed values





CD0005

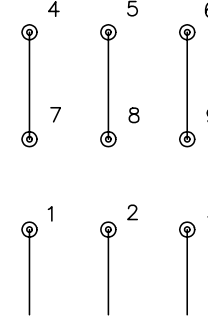


LOW VOLTAGE
(2Y)



LINE

HIGH VOLTAGE
(1Y)



LINE

NOTES:

1. INTERCHANGE ANY TWO LINE LEADS TO REVERSE ROTATION.
2. OPTIONAL THERMOSTATS ARE PROVIDED WHEN SPECIFIED.
3. ACTUAL NUMBER OF INTERNAL PARALLEL CIRCUITS MAY BE A MULTIPLE OF THOSE SHOWN ABOVE.
4. LEAD COLORS ARE OPTIONAL. LEADS MUST ALWAYS BE NUMBERED AS SHOWN.

REV. DESC: REVISE TO SHOW OPTIONAL COLORS			
REV. LTR: E	BY: JLP	REVISED: 01/19/99 10:15	TDR: 0171435
9000D		FILE: AAA00005140	MDL: -
		MTL: -	

BALDOR ELECTRIC Co.

3PH, DV, 9 LEADS

CD0005