

BALDOR® • *RELIANCE*

Product Information Packet

VEUHM3611T

3HP, 1760RPM, 3PH, 60HZ, 182TC, 3631M, TEFC, F1

Part Detail							
Revision:	K	Status:	PRD/A	Change #:		Proprietary:	No
Type:	AC	Prod. Type:	3632M	Elec. Spec:	36WGS266	CD Diagram:	CD0005
Enclosure:	TEFC	Mfg Plant:		Mech. Spec:	36A003	Layout:	36LYA003
Frame:	182TC	Mounting:	F1	Poles:	04	Created Date:	06-29-2011
Base:	N	Rotation:	R	Insulation:	F	Eff. Date:	11-16-2016
Leads:	9#16					Replaced By:	
Literature:		Elec. Diagram:					

Nameplate NP2105L	
CAT.NO.	VEUHM3611T
SPEC.	36A003S266G1
HP	3
VOLTS	230/460
AMP	8.4/4.2
RPM	1760
FRAME	182TC
	HZ 60
	PH 3
SER.F.	1.15
	CODE K
	DES B
	CL F
NEMA-NOM-EFF	89.5
	PF 75
RATING	40C AMB-CONT
CC	010A
	USABLE AT 208V 9
DE	6206
	ODE 6205
ENCL	TEFC
	SN
	IP44

Parts List		
Part Number	Description	Quantity
SA226399	SA 36A003S266G1	1.000 EA
RA213497	RA 36A003S266G1	1.000 EA
36FN3000C01	EXFN, PLASTIC, 5.25 OD, .912 ID	1.000 EA
S/P111-000-002	CORONA TEST, SUPER E MOTORS - FT. SMITH	1.000 EA
36CB3004	36 CB CASTING W/1.09 DIA LEAD HOLE @ 6:0	1.000 EA
36GS1000	GASKET-CONDUIT BOX, .06 THICK #SV-330 LE	1.000 EA
51XB1016A08	10-16X 1/2HXWSSLD SERTYB	2.000 EA
11XW1032G06	10-32 X .38, TAPTITE II, HEX WSHR SLTD U	1.000 EA
HW3001B01	BRASS CUP WASHER, FOR #8 SCREW	1.000 EA
36FE3104A01	FREP MACH ASSEMBLY FOR ROUTING	1.000 EA
HW4500A01	1641B(ALEMITE)400 UNIV, GREASE FITT	1.000 EA
HW5100A05	WVY WSHR F/205 & 304 BRGS	1.000 EA
36PE3301A23	PUEP ASSEMBLY FOR ROUTING PURPOSES	1.000 EA
HW4500A01	1641B(ALEMITE)400 UNIV, GREASE FITT	1.000 EA
10XN2520A28	1/4-20X 1 3/4 HEX HD	4.000 EA
HW1001A25	LOCKWASHER 1/4, ZINC PLT .493 OD, .255 I	4.000 EA
51XB1214A16	12-14X1.00 HXWSSLD SERTYB	1.000 EA
36FH4009A102	IEC FH GREASER PRIMED	1.000 EA
51XW1032A06	10-32 X .38, TAPTITE II, HEX WSHR SLTD S	3.000 EA
36CB4516	36 LIPPED CB LID	1.000 EA
37GS1001	GASKET, CONDUIT BOX LID, .06 THICK LEXID	1.000 EA
51XW0832A07	8-32 X .44, TAPTITE II, HEX WSHR SLTD SE	4.000 EA
HW2501E16	3KEY, 1/4 SQ X 1.750	1.000 EA
HA7000A02	KEY RETAINER RING, 1 1/8 DIA, 1 3/8 DIA	1.000 EA

Parts List (continued)		
Part Number	Description	Quantity
85XU0407S04	4X1/4 U DRIVE PIN STAINLESS	2.000 EA
MJ1000A02	GREASE, POLYREX EM EXXON (USe 4824-15A)	0.050 LB
HA3101A25	THRUBOLT 1/4-20 X 11.000 OHIO ROD	4.000 EA
MG1000N49	MUNSELL 8.5BG 3.57/2.0, GLOSS 30, B/G,	0.022 GA
LB1119N	WARNING LABEL	1.000 EA
LC0005	CONN.DIA.,TY M,9-LD,DUAL VOLT,REVERSING	1.000 EA
MN416A01	TAG-INSTAL-MAINT no wire (1200/bx) 11/14	1.000 EA
NP2105L	ALUM SUPER-E UL CSA-EEV CE CC	1.000 EA
36PA1000	PKG GRP, PRINT PK1016A06	1.000 EA
PK3082	STYROFOAM CRADLE	1.000 EA

AC Induction Motor Performance Data

Record # 53364 - Typical performance - not guaranteed values

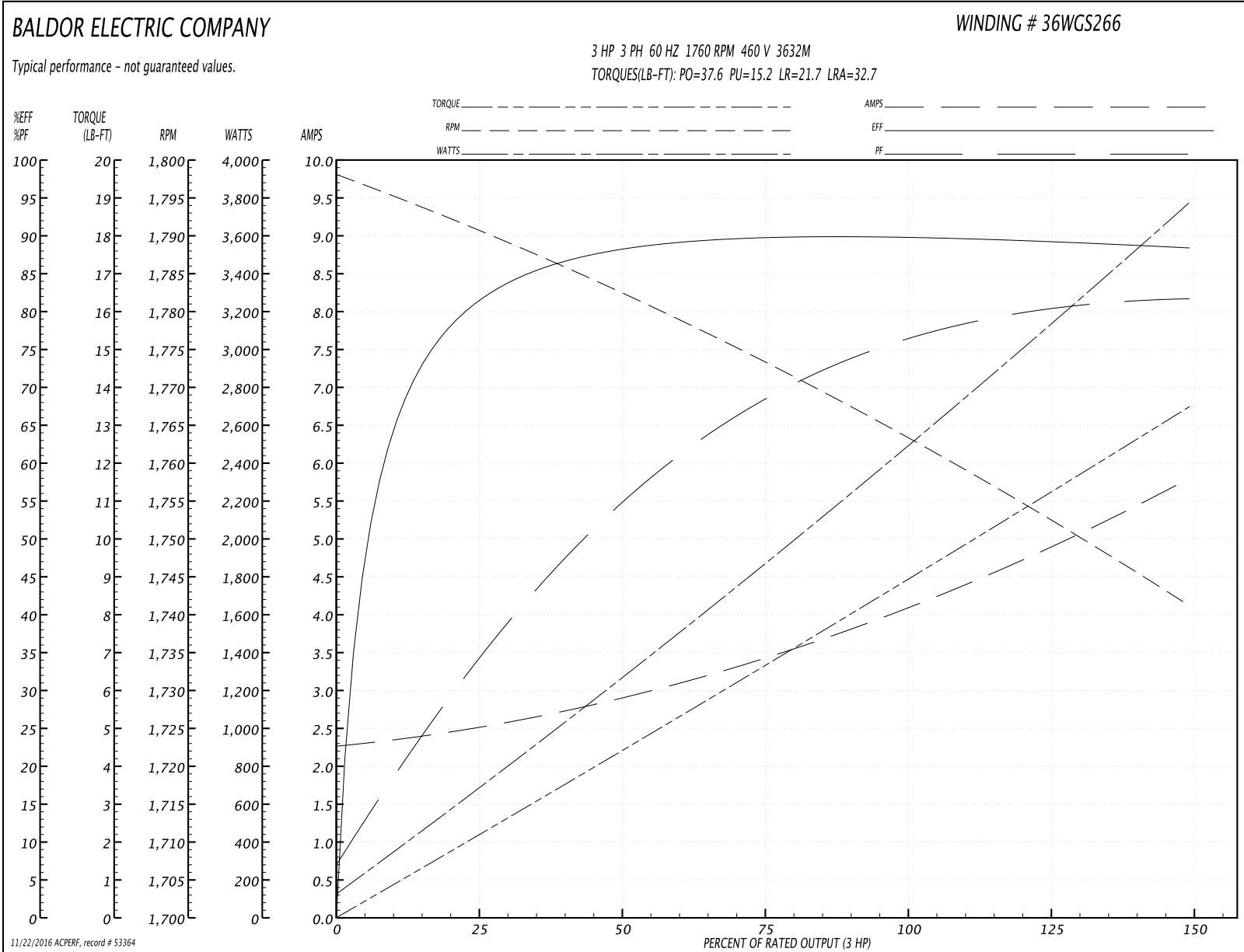
Winding: 36WGS266-R006	Type: 3632M	Enclosure: TEFC
-------------------------------	--------------------	------------------------

Nameplate Data				460 V, 60 Hz: High Voltage Connection	
Rated Output (HP)	3			Full Load Torque	8.8 LB-FT
Volts	230/460			Start Configuration	direct on line
Full Load Amps	8.4/4.2			Breakdown Torque	37.6 LB-FT
R.P.M.	1760			Pull-up Torque	15.2 LB-FT
Hz	60	Phase	3	Locked-rotor Torque	21.7 LB-FT
NEMA Design Code	B	KVA Code	K	Starting Current	32.7 A
Service Factor (S.F.)	1.15			No-load Current	2.3 A
NEMA Nom. Eff.	89.5	Power Factor	75	Line-line Res. @ 25°C	3.81 Ω
Rating - Duty	40C AMB-CONT			Temp. Rise @ Rated Load	44°C
S.F. Amps				Temp. Rise @ S.F. Load	52°C
				Locked-rotor Power Factor	42.2
				Rotor inertia	0.298 LB-FT ²

Load Characteristics 460 V, 60 Hz, 3 HP

% of Rated Load	25	50	75	100	125	150	S.F.
Power Factor	35	55	68	75	80	82	77
Efficiency	81.1	87.8	89.6	89.8	89.7	88.2	89.2
Speed	1791	1783	1773	1764	1753	1741	1754
Line amperes	2.47	2.85	3.43	4.09	4.89	5.78	4.63

Performance Graph at 460V, 60Hz, 3.0HP Typical performance - Not guaranteed values



AC Induction Motor Performance Data

Record # 57957 - Typical performance - not guaranteed values

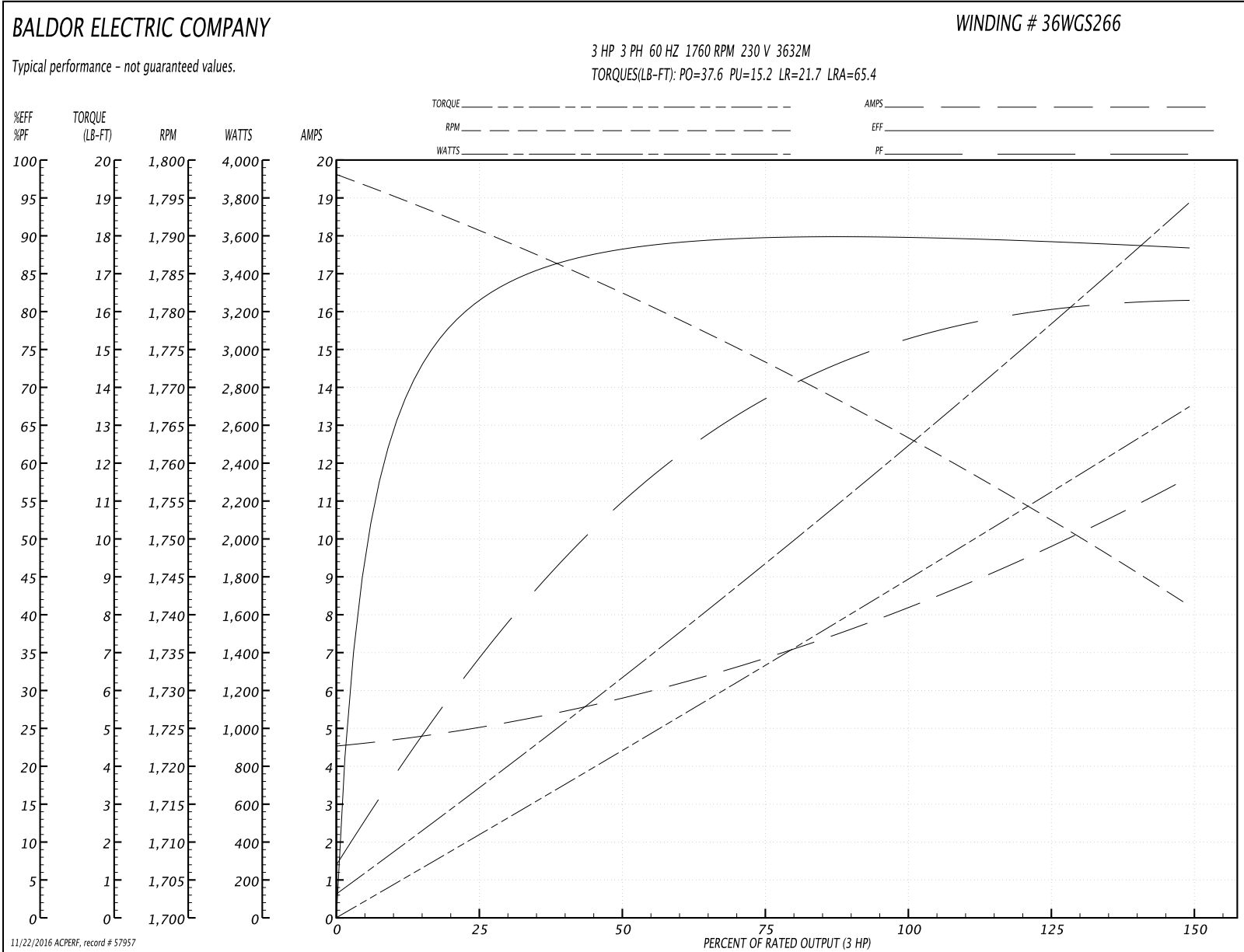
Winding: 36WGS266-R006	Type: 3632M	Enclosure: TEFC
-------------------------------	--------------------	------------------------

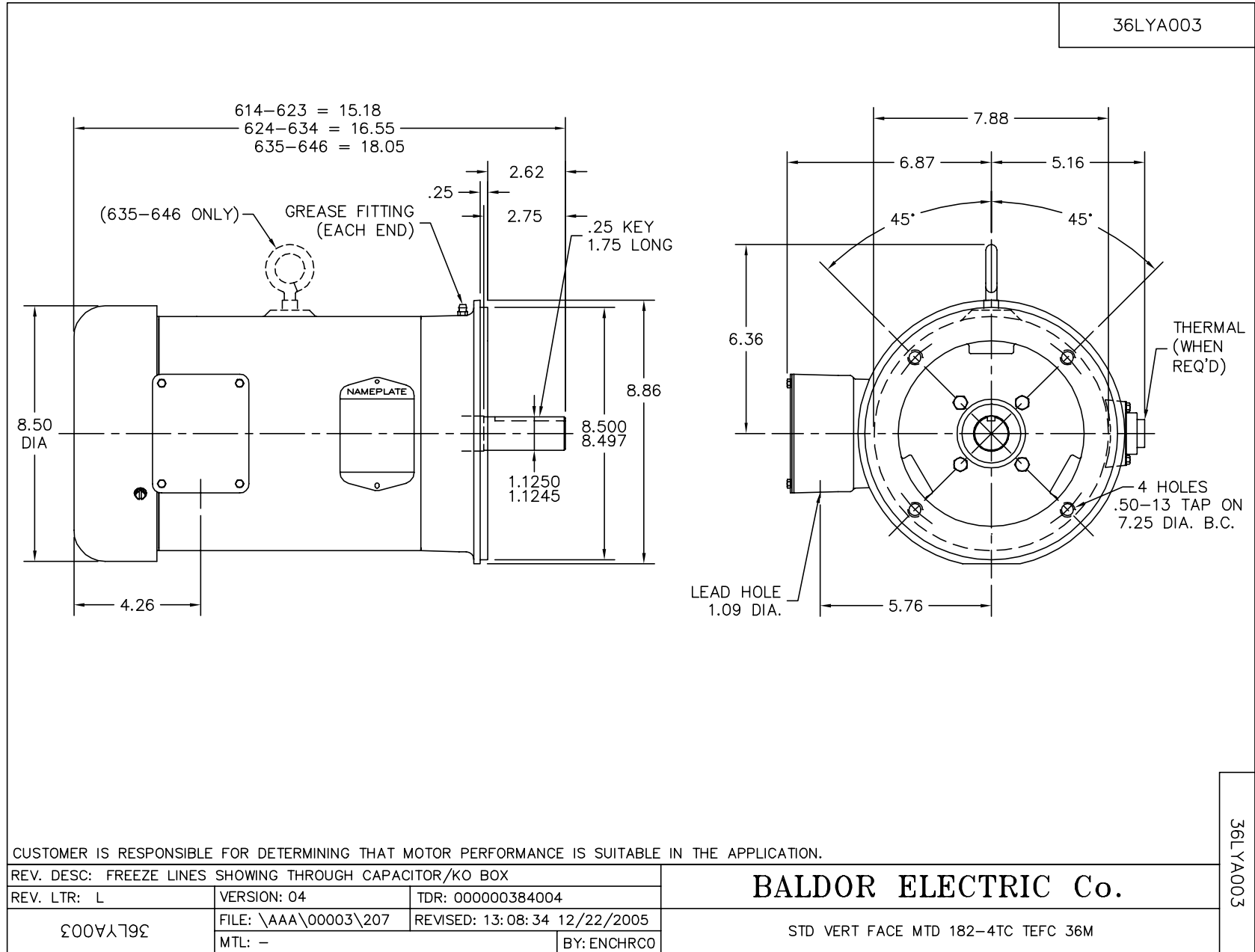
Nameplate Data				230 V, 60 Hz: Low Voltage Connection	
Rated Output (HP)	3			Full Load Torque	8.8 LB-FT
Volts	230/460			Start Configuration	direct on line
Full Load Amps	8.4/4.2			Breakdown Torque	37.6 LB-FT
R.P.M.	1760			Pull-up Torque	15.2 LB-FT
Hz	60	Phase	3	Locked-rotor Torque	21.7 LB-FT
NEMA Design Code	B	KVA Code	K	Starting Current	65.4 A
Service Factor (S.F.)	1.15			No-load Current	4.6 A
NEMA Nom. Eff.	89.5	Power Factor	75	Line-line Res. @ 25°C	0.953 Ω
Rating - Duty	40C AMB-CONT			Temp. Rise @ Rated Load	44°C
S.F. Amps				Temp. Rise @ S.F. Load	52°C
				Locked-rotor Power Factor	42.2
				Rotor inertia	0.298 LB-FT ²

Load Characteristics 230 V, 60 Hz, 3 HP

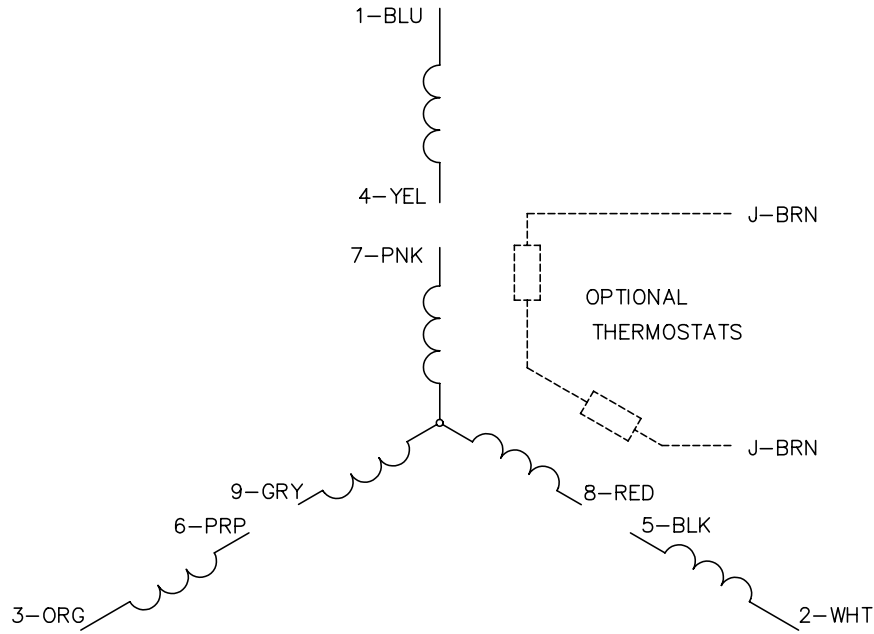
% of Rated Load	25	50	75	100	125	150	S.F.
Power Factor	35	55	68	75	80	82	78
Efficiency	81.1	87.8	89.6	89.8	89.7	88.2	89.7
Speed	1791	1783	1773	1764	1753	1741	1757
Line amperes	4.94	5.7	6.86	8.18	9.78	11.6	9.14

Performance Graph at 230V, 60Hz, 3.0HP Typical performance - Not guaranteed values

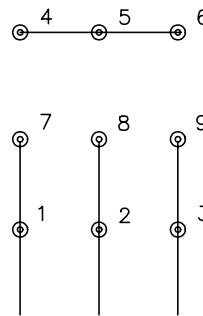




CD0005

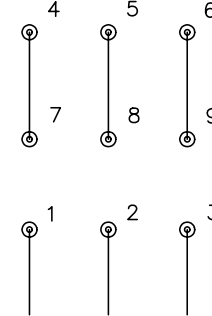


LOW VOLTAGE
(2Y)



LINE

HIGH VOLTAGE
(1Y)



LINE

NOTES:

1. INTERCHANGE ANY TWO LINE LEADS TO REVERSE ROTATION.
2. OPTIONAL THERMOSTATS ARE PROVIDED WHEN SPECIFIED.
3. ACTUAL NUMBER OF INTERNAL PARALLEL CIRCUITS MAY BE A MULTIPLE OF THOSE SHOWN ABOVE.
4. LEAD COLORS ARE OPTIONAL. LEADS MUST ALWAYS BE NUMBERED AS SHOWN.

REV. DESC: REVISE TO SHOW OPTIONAL COLORS			
REV. LTR: E	BY: JLP	REVISED: 01/19/99 10:15	TDR: 0171435
900000		FILE: AAA00005140	MDL: -
		MTL: -	

BALDOR ELECTRIC Co.

3PH, DV, 9 LEADS

CD0005