




FINISH THOMPSON INC.

Sealed, Medium Viscosity/Flow

Sealed pump with PTFE screw-type lifting compressors. Ideal for liquids containing small particulate or solvents. Model STTS is made with FDA-compliant materials.

- Features:** 316SS or CPVC tube material
Tubes interchangeable with motors
Up to 2000 cP with M6X air motor

Applications: Inks, paints, solvents*, sodium hypochlorite, food products



Tube Lengths

TTS/TTC: 27" (69cm), 40" (102cm), 48" (122cm) STTS: 40" (102cm)

Construction Specifications

Pump Model	Construction Materials		Tube Dia. in (cm)	Discharge Size & Type	Hose Size in (cm)	Max. Temp.		Min. Temp.	
	Outer Tube	Internals				°F	°C	°F	°C
TTS	316 Stainless Steel	316 Stainless Steel, PTFE	1-1/2 (3.8)	1" Hose Barb	1 (2.54)	150	66	-20	-29
TTC	CPVC	Alloy 625, PTFE	1-5/8 (4.1)			150	66	34	1.1
STTS	316 Stainless Steel	316 Stainless Steel, PTFE	1-1/2 (3.8)			150	66	-10	-23

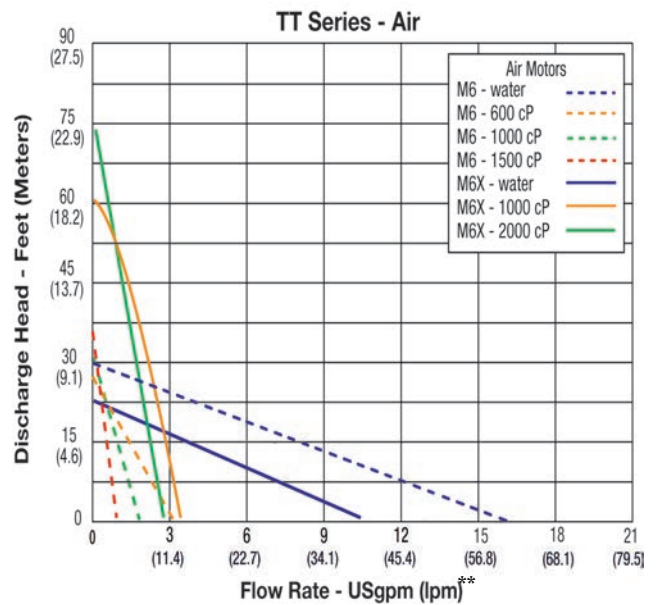
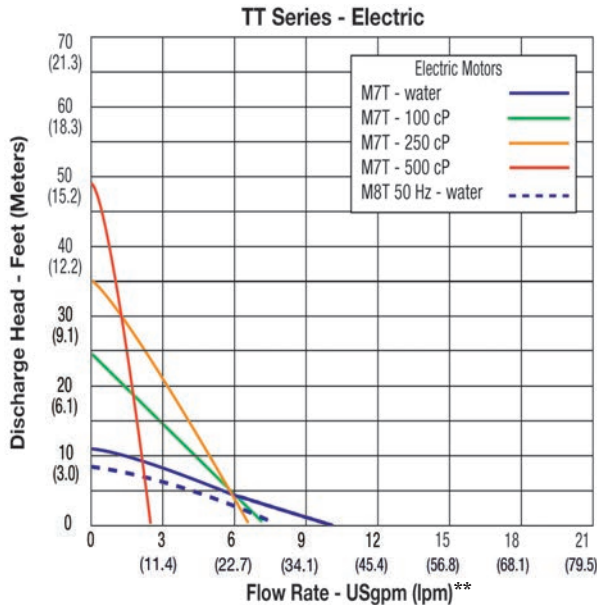
Performance Data

Maximum Flow**		Maximum Head**		Maximum Specific Gravity	Maximum Viscosity	
Electric gpm (lpm)	Air gpm (lpm)	Electric ft (m)	Air ft (m)		Electric	Air
10 (38)	16 (61)	10 (3)	30 (9)	1.8	500 cP	2,000 cP

Viscosity Data

Viscosity (cP)	100	250	500	1,000	2,000
Max Flow gpm (lpm)	7 (26)	6 (23)	3 (11)	4 (15)	3 (11)
Max Head feet (meter)	25 (8)	35 (11)	48 (15)	60 (18)	28 (9)

Note: M7T/M8T motor: 100-500 cP M6X: 500-2,000 cP



*When pumping flammables or combustibles, use explosion proof electric or air drive motors on stainless steel tubes with static protection kit.

**All testing performed with water at 68°F (20°C). Actual performance can vary by +/- 10%. Actual performance will decrease with increased fluid viscosity and specific gravity.

Need help choosing a pump?
Use the handy online Pump Selector at:
www.finishthompson.com.



MOTOR DATA



TEFC
(M7T, M8T)



Exp-Proof
(M7X)



Air
(M6, M6X)

Model	Description	Certification	Electrical Requirements	Input	Output	RPM	Maximum Viscosity cP
				W	W		

TEFC (Totally Enclosed Fan Cooled), IP54 Motors

M7T	Continuous duty. 12 ft. (3.5 m) cord w/ NEMA 5-15 Type B plug and circuit breaker w/ manual reset.	CSA	115VAC/50-60 Hz	500	180	2850/3450	500
M8T	Continuous duty. 12 ft. (3.5 m) cord.	CE	230VAC/50-60 Hz	500	180	2850/3450	500

Explosion Proof Motors

M7X	Suitable for use in hazardous areas, ideal for flammable liquids. TEFC housing. 12ft. (3.5m) cord, internal circuit breaker. Continuous duty.	CSA	115VAC/50-60 Hz	500	180	2850/3450	400
-----	---	-----	-----------------	-----	-----	-----------	-----

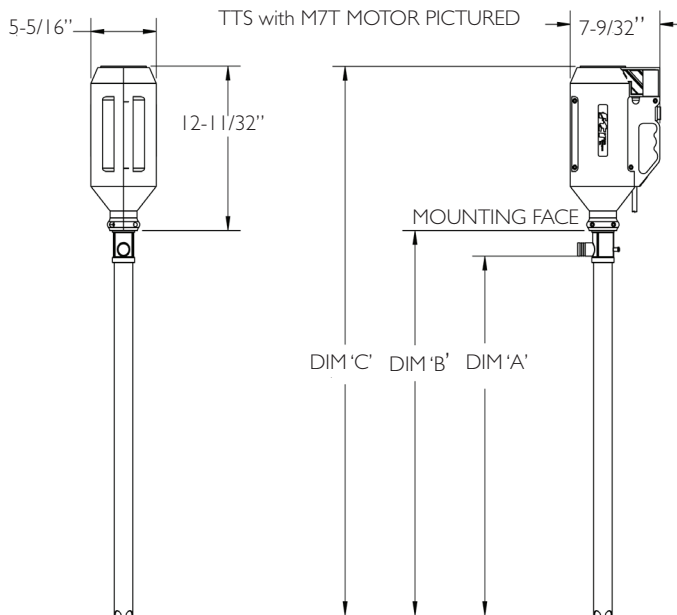
Air Motors^{†‡}

M6	Lightweight. Operates from customer-supplied compressed air source. Variable speed. Muffler and control valve supplied.	CE	80-100 psi @ 15-32 cfm	-	400	300-9,000	1500
M6X		CE	80-100 psi @ 15-32 cfm	-	600	300-6,000	2000

[†]An air motor is a non-electrical device meaning possibility of explosion from igniting flammables/combustibles is reduced. Air motor performance will depend upon user's system setup.

[‡]Motor suitable for hazardous areas that do not require independent certification.

Dimensions



MODEL	DIM A (in)	DIM B (in)	DIM C (in)	DIM A (mm)	DIM B (mm)	DIM C (mm)
TTS/TTC-27	27-1/16	29	41-3/8	686.9	736.0	1049.6
TTS/TTC-40	40-1/16	42	44-3/8	1017.1	1066.2	1125.8
TTS/TTC-48	48-1/16	50	62-3/8	1220.3	1269.4	1583.0
STTS-40	40	44-1/5	56-7/8	1016.0	1130.3	1443.8

Accessories

Nozzles



Static Protection Kit



Drum Adapters



Discharge Hoses

