

MYERS® MDC33/MDC50

The Myers MDC series cast iron sump pumps are designed to operate in a variety of installations. A unique combination of corrosion-resistant materials make these pumps a great choice for the extreme conditions. Pump intake screen, impeller, volute base, switch, and power cord are serviceable. Available in 1/3 and 1/2 HP models.



APPLICATIONS

Basement sumps, dewatering, light effluent, water transfer

SPECIFICATIONS

Capacities – Up to 62 GPM (234 LPM)
Shut-off Head – Up to 32' (9.75 m)
Operation – Tethered Models
 On: 12-1/2" (318 mm); Off: 3-1/2" (89 mm)
 Vertical Models
 On: 6-1/2" (165 mm); Off: 2" (51 mm)
Solids Handling – 1/2" (12.7 mm)
Liquids Handling – Drainage effluent
Continuous Liquid Temperature – 130°F (54°C)
Motor/Electrical Data – 1/3 HP, 9.8A; 1/2 HP, 12A; shaded pole with thermal overload protection, 115V, 1Ø, 60Hz, 1550 RPM
Acceptable pH Range – 6-9
Shaft Seal – Carbon and ceramic
Housing – Heavy cast iron
Power Cord – 10' (3 m) or 20' (6 m), 16/3, SJTW, SJTW-A
Discharge, NPT – 1-1/2"
Min. Sump Diameter –
 Teathered: 14" (356 mm)
 Vertical: 10" (254 mm)

FEATURES

Solid and Reliable
 High-endurance, oil-cooled motor provides continuous bearing lubrication and maximizes heat dissipation

High-flow Discharge
 1-1/2" (38 mm) NPT discharge

Eliminates Failures
 Shaded pole motor eliminates failure-prone switches and relays

Motor Protection
 Long-life carbon/ceramic seal protects motor against water leakage

Thermal Overload
 Heat sensor overload protection with automatic reset when motor cools to a safe operating temperature

Extended Service
 Lubricated ball bearings and shaft seal for longer service life

No Drilling Required
 Anti-airlock hole in base reduces added labor

Piggyback Convenience
 Vertical and tethered switch models offer a piggyback plug for automatic or manual operation

ORDERING INFORMATION

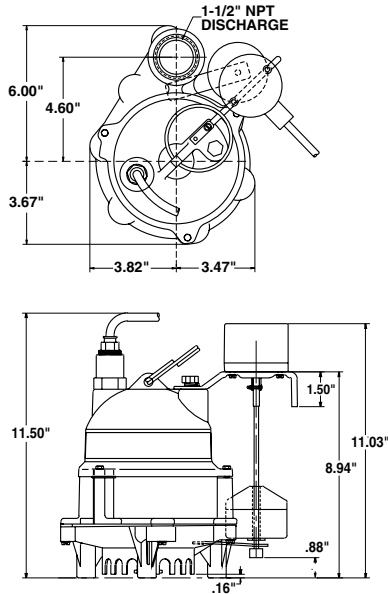
Catalog Number	HP	Volts	Phase/Cycles	Amps	Discharge Size	Switch Type	Cord Length	Approx. Wt. Lbs.
MDC33V1	1/3	115	1/60	9.8	1-1/2"	Vertical Automatic*	10'	24
MDC50P1	1/2	115	1/60	12	1-1/2"	Tethered Automatic*	10'	27
MDC50PC1	1/2	115	1/60	12	1-1/2"	Tethered Automatic*	20'	27
MDC50V1	1/3	115	1/60	9.8	1-1/2"	Vertical Automatic*	10'	27
MDC50VC1	1/3	115	1/60	9.8	1-1/2"	Vertical Automatic*	20'	27

*Piggyback

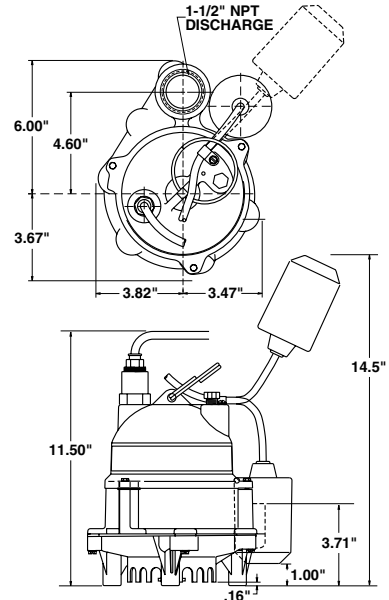
MYERS® MDC33/MDC50

DIMENSIONS

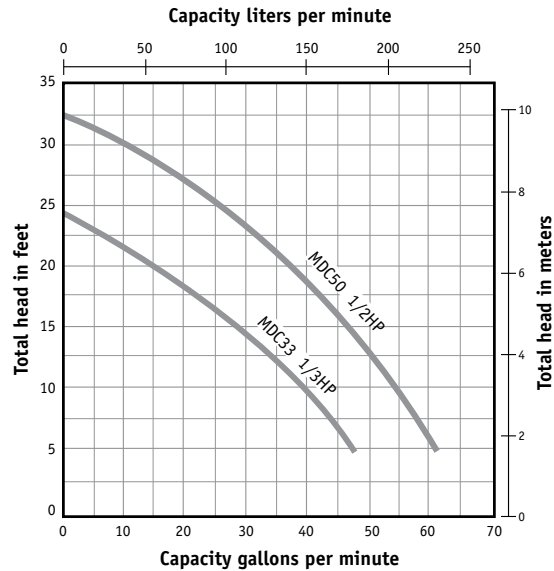
Vertical Float –
Designed to fit 10”
or larger basins



Tethered Float –
Designed to fit 14”
or larger basins



PUMP PERFORMANCE



USA
293 WRIGHT STREET, DELAVAN, WI 53115 WWW.FEMYERS.COM
PH: 888-987-8677 ORDERS FAX: 800-426-9446

CANADA
490 PINEBUSH ROAD, UNIT 4, CAMBRIDGE, ONTARIO N1T 0A5
PH: 800-363-7867 ORDERS FAX: 888-606-5484

Because we are continuously improving our products and services, Pentair reserves the right to change specifications without prior notice.