

# Turbo-Flo™ Series

UTILITY PUMPS



Where Innovation Flows

## WILDEN®

Famous for its long life and easy serviceability, the durable Wilden® Turbo-Flo™ Series is the first air distribution system (ADS) that originated in the air-operated double-diaphragm (AODD) pump industry. Though enhancements have been made, these pumps work well in certain applications where quality of the compressed air is a concern.

These pumps are easy to maintain, cost effective, and economical. Portable and available in a single-point exhaust option for submersible applications, the Turbo-Flo excels in utilitarian-type applications, including the transfer of water, slurry and more.

### FEATURES AND BENEFITS


- Simple air distribution system design
- Minimal moving parts
- Ease of maintenance
- Ability to handle dirty air applications
- Single-point exhaust
- Durable

### APPLICATIONS



- Mining Dewatering
- Ship Yards
- Ship Building - Bilge
- General Utility

## TURBO-FLO™

Operating on only differential pressure, there are no mechanical trip rods, bearings or springs to wear or repair, making Turbo-Flo an easy-to-maintain, cost-effective, economical ADS solution for use with AODD pumps.



## TECHNICAL SPECIFICATIONS

Model	Air Inlet	Liquid Inlet	Liquid Discharge	Connection Type	Max. Flow Rate	Max. Inlet Pressure	Max. Size Solids	Max. Suction Lift	Displacement Per Stroke*	Certifications
 T1	1/4" FNPT	13 mm (1/2")	13 mm (1/2")	NPT/BSPT (Threaded)	54.9 lpm (14.5 gpm)	8.6 bar (125 psig)	1.6 mm (1/16")	2.7 m (9') Dry 9.1 m (30') Wet	2.6 L (0.69 gal)	CE
 T4	1/2" FNPT	38 mm (1-1/2")	32 mm (1-1/4")	NPT/BSPT (Threaded)	307 lpm (81 gpm)	8.6 bar (125 psig)	4.8 mm (3/16")	5.5 m (18') Dry 8.5 m (28') Wet	2.6 L (0.69 gal)	CE
 T8	3/4" FNPT	51 mm (2")	51 mm (2")	NPT/BSPT (Threaded)	617 lpm (163 gpm)	8.6 bar (125 psig)	6.4 mm (1/4")	6.4 m (21') Dry 9.5 m (31') Wet	2.8 L (0.74 gal)	CE
 T15	3/4" FNPT	76 mm (3")	76 mm (3")	NPT/BSPT (Threaded)	878 lpm (232 gpm)	8.6 bar (125 psig)	10 mm (3/8")	5.5 m (18') Dry 9.5 m (31') Wet	5.4 L (1.43 gal)	CE
 T20	3/4" FNPT	102 mm (4")	102 mm (4")	DIN/ANSI (Flanged)	1,041 lpm (275 gpm)	8.6 bar (125 psig)	35 mm (1-3/8")	3.7 m (12') Dry 9.1 m (30') Wet	4.62 L (1.22 gal)	CE

\*1 cycle = 2 strokes

Where Innovation Flows



WL-16001-F-01

Authorized PSG® Partner:

Copyright 2019 PSG®, a Dover company

# WILDEN®

PSG

22069 Van Buren Street

Grand Terrace, CA 92313-5651 USA

P: +1 (909) 422-1730 • F: +1 (909) 783-3440

wildenpump.com