BALDOR
A MEMBER OF THE ABB GROUP

BALDOR • RELIANCE

Product Information Packet

L3407

.33HP,1140RPM,1PH,60HZ,48,3424L,TEFC,F1

Copyright © All product information within this document is subject to Baldor Electric Company copyright © protection, unless otherwise noted.

Part Detail

Revision:	R	**Status:**	PRD/A	**Change #:**		**Proprietary:**	No
Type:	AC	**Prod. Type:**	3424L	**Elec. Spec:**	34WG5855	**CD Diagram:**	CD0001
Enclosure:	TEFC	**Mfg Plant:**		**Mech. Spec:**	34C051	**Layout:**	34LYC051
Frame:	48	**Mounting:**	F1	**Poles:**	06	**Created Date:**	
Base:	RG	**Rotation:**	R	**Insulation:**	B	**Eff. Date:**	10-27-2015
Leads:	6#18					**Replaced By:**	
Literature:		**Elec. Diagram:**					

BALDOR
A MEMBER OF THE ABB GROUP

Nameplate NP1256L

CAT.NO.	L3407						
SPEC.	34C51-5855						
HP	.33						
VOLTS	115/230						
AMP	7.4/3.7						
RPM	1140						
FRAME	48	HZ	60			PH	1
SER.F.	1.35	CODE	M	DES	N	CLASS	B
NEMA-NOM-EFF	54	PF	55				
RATING	40C AMB-CONT						
CC				USABLE AT 208V	4.3		
DE	6203	ODE	6203				
ENCL	TEFC	SN					
	SFA 8.2/4.1						

BALDOR
A MEMBER OF THE ABB GROUP

Parts List

Part Number	Description	Quantity
SA008584	SA 34C51-5855	1.000 EA
RA005031	RA 34C51-5855	1.000 EA
NS2512A01	INSULATOR, CONDUIT BOX X	1.000 EA
34CB3002A	CB CAST W/.88 DIA HOLE	1.000 EA
34GS1029A01	GASKET, CONDUIT BOX	1.000 EA
51XB1016A07	10-16 X 7/16 HXWSSLD SERTYB	2.000 EA
11XW1032G06	10-32 X .38, TAPTITE II, HEX WSHR SLTD U	1.000 EA
51XW0832A07	8-32 X .44, TAPTITE II, HEX WSHR SLTD SE	2.000 EA
34EP3102A01SP	FR ENDPLATE, MACH	1.000 EA
NS2500A01	INSULATOR, AUTO THER PROT	1.000 EA
WD1000A03	41531 AMP FLG.TERM,4M/REEL(2.5MIL)	1.000 EA
34CB4800SP	CAPACITOR COVER, STAMPED PRIMED	1.000 EA
51XB1016A05	10-16X5/16HX WA SL SR TYB (F/S)	2.000 EA
HW5100A03SP	WAVY WASHER (W1543-017)	1.000 EA
34EP3102A02SP	FR/PU ENDPLATE, MACH	1.000 EA
XY1032A02	10-32 HEX NUT DIRECTIONAL SERRATION	4.000 EA
34FN3002A01SP	EXTERNAL FAN, PLASTIC, .637/.639 HUB W/	1.000 EA
34FH4002A01SP	IEC FH NO GREASER PRIMED	1.000 EA
51XW1032A06	10-32 X .38, TAPTITE II, HEX WSHR SLTD S	3.000 EA
34CB4517	CB LID 4 MTG HOLES .22 DIA STAMPED, FOR	1.000 EA
34GS1031A01	GASKET, FLAT CONDUIT BOX LID (LEXIDE)	1.000 EA
51XW0832A07	8-32 X .44, TAPTITE II, HEX WSHR SLTD SE	4.000 EA
MG1000G27	MED CHARCOAL METALLIC GREY 400-0096	0.014 GA
10XF0440S02	04-40 X 1/8 TYPE F HEX HD STAINLESS STIC	2.000 EA

BALDOR
A MEMBER OF THE ABB GROUP

Parts List (continued)

Part Number	Description	Quantity
SP5051B16	MDL 34 TORQ STAT SW,TYPE L , STD F1 & F2	1.000 EA
EC1270A02SP	ELEC CAP, 270-324 MFD, 125V, 1.48D X 3.	1.000 EA
34GS3000SP	GASKET, CAPACITOR BOX	1.000 EA
HA3100A44	THRUBOLT 10-32 X 8.000	4.000 EA
LC0001A01	CONN LABEL / WARNING LABEL (LC0001 / LB1	1.000 EA
NP1256L	ALUM UL CSA CC	1.000 EA
34PA1002	PKG GRP, PRINT PK1001A01	1.000 EA

BALDOR
A MEMBER OF THE ABB GROUP

Accessories

Part Number	Description	Multiplier
34-3900T	C-FACE KIT	A8

BALDOR
A MEMBER OF THE ABB GROUP

AC Induction Motor Performance Data

Record # 6824 - Typical performance - not guaranteed values

Winding: 34WG5855-R001	**Type:** 3424L	**Enclosure:** OPEN

Nameplate Data				230 V, 60 Hz: High Voltage Connection	
Rated Output (HP)	.33			Full Load Torque	1.5 LB-FT
Volts	115/230			Start Configuration	direct on line
Full Load Amps	7.4/3.7			Breakdown Torque	3.6 LB-FT
R.P.M.	1140			Pull-up Torque	3.08 LB-FT
Hz	60	Phase	1	Locked-rotor Torque	3.83 LB-FT
NEMA Design Code	N	KVA Code	M	Starting Current	15.4 A
Service Factor (S.F.)	1.35			No-load Current	3.1 A
NEMA Nom. Eff.	54	Power Factor	55	Line-line Res. @ 25ºC	6.12 Ω A Ph 5.66 Ω B Ph
Rating - Duty	40C AMB-CONT			Temp. Rise @ Rated Load	67°C
S.F. Amps	8.2/4.1			Temp. Rise @ S.F. Load	82°C

Load Characteristics 230 V, 60 Hz, 0.33 HP

% of Rated Load	25	50	75	100	125	150	S.F.
Power Factor	30	39	48	55	61	67	65
Efficiency	27	41	50	54	56	56	56
Speed	1185	1170	1160	1145	1125	1105	1115
Line amperes	3.1	3.35	3.5	3.7	3.9	4.4	4.1

BALDOR
A MEMBER OF THE ABB GROUP

Performance Graph at 230V, 60Hz, 0.33HP Typical performance - Not guaranteed values

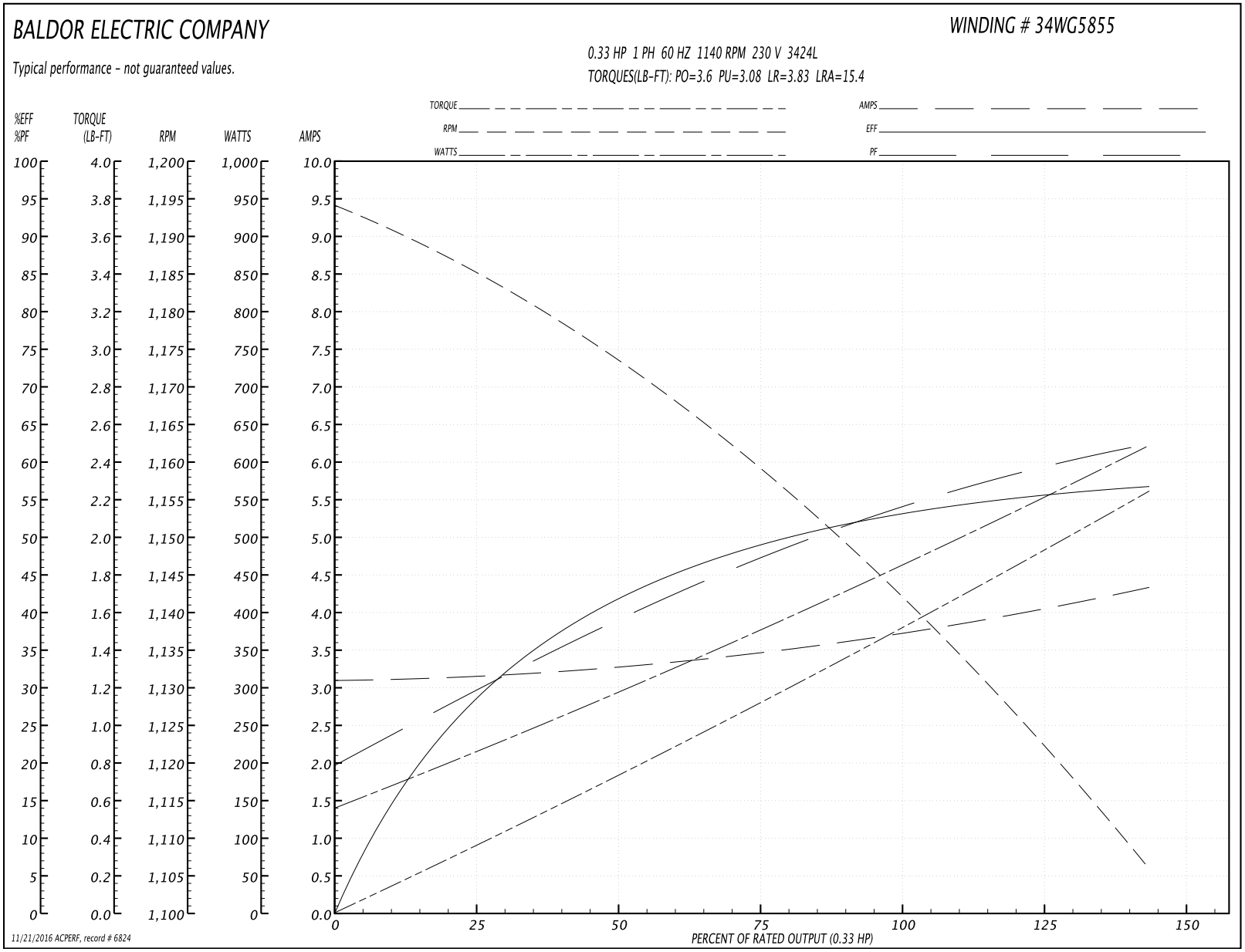

BALDOR
A MEMBER OF THE ABB GROUP

34LYC051

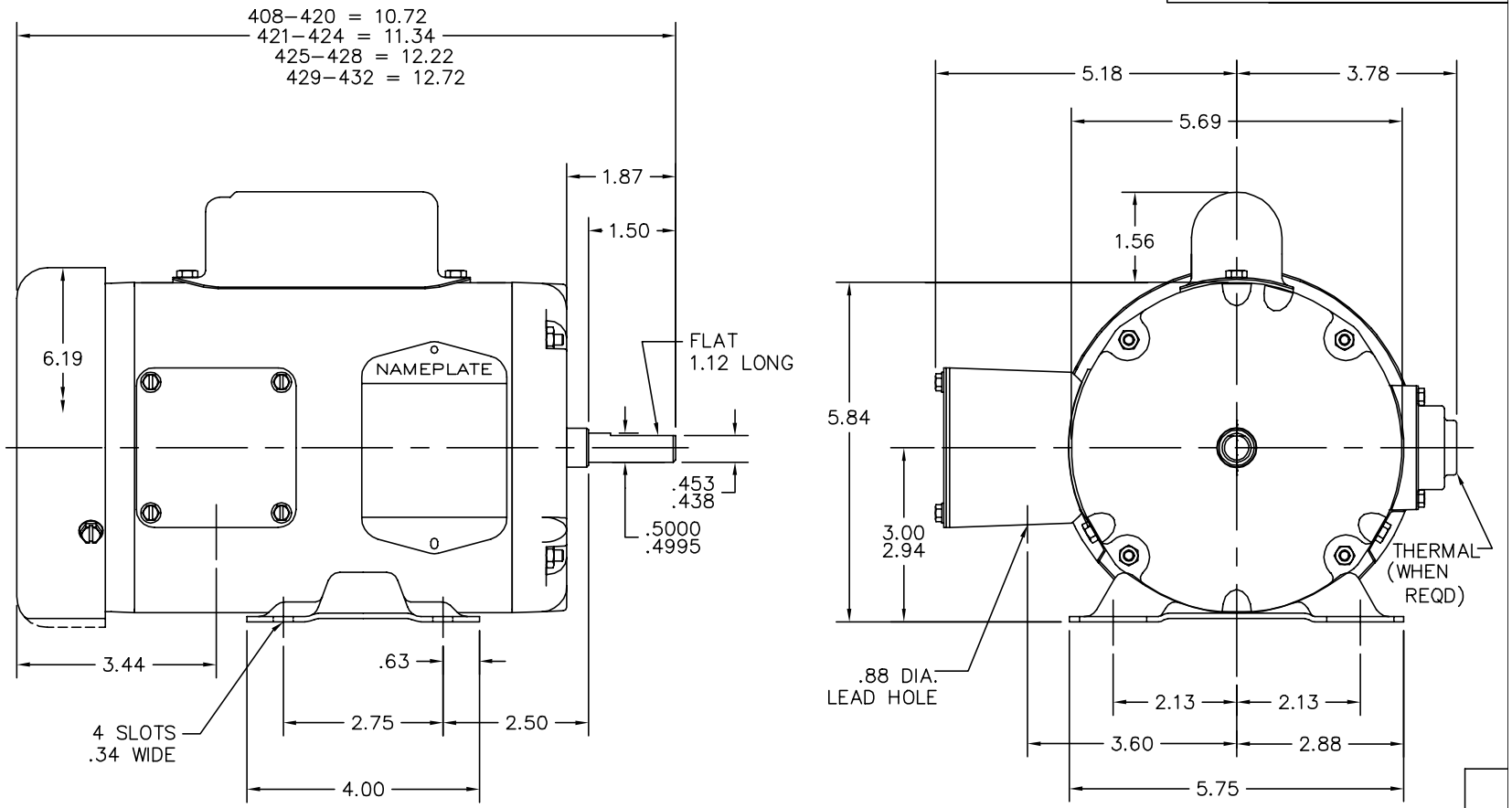

34LYC051

CUSTOMER IS RESPONSIBLE FOR DETERMINING THAT BALDOR'S PRODUCT WILL PERFORM SUITABLY IN THE INTENDED APPLICATION.

REV. DESC: UPDATE OVERALL LENGTHS			BALDOR
REV. LTR: L	VERSION: 04	TDR: 000000767401	
FILE: \AAA\00025\908		REVISED: 09:00:29 10/02/2012	STD HORZ MODEL 34L NEMA 48 TEFC
MTL: –		BY: ENBUCF0	SH 1 of 1

BALDOR
A MEMBER OF THE ABB GROUP

CD0001

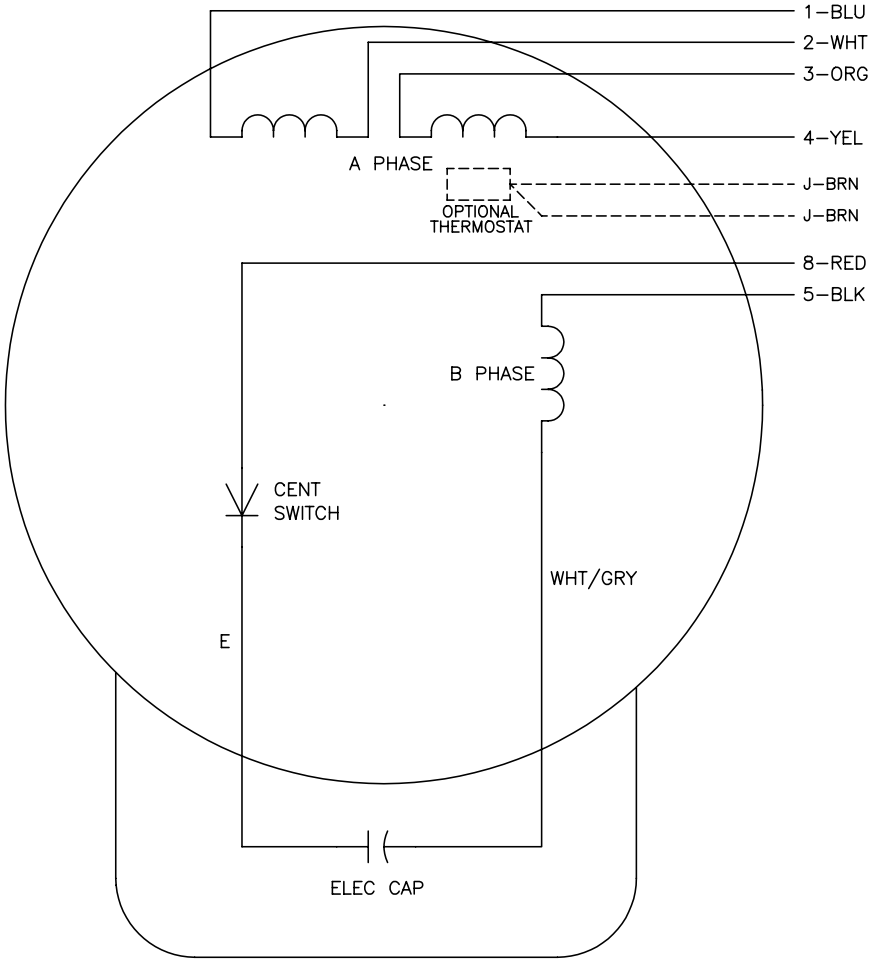

	LINE A	LINE B	JOIN
HIGH STD	1	4,5	2,3,8
HIGH OPP	1	4,8	2,3,5
LOW STD	1,3,8	2,4,5	–
LOW OPP	1,3,5	2,4,8	–

NOTES:

1. STANDARD ROTATION IS CCW FACING END OPPOSITE SHAFT EXTENSION.
2. OPTIONAL THERMOSTAT IS PROVIDED WHEN SPECIFIED.
3. MULTIPLE CAPACITORS ARE CONNECTED IN PARALLEL UNLESS OTHERWISE SPECIFIED.
4. LEAD COLORS ARE OPTIONAL. LEADS MUST ALWAYS BE NUMBERED AS SHOWN.

REV. DESC: REVISE TO SHOW OPTIONAL COLORS			
REV. LTR: D	BY: JLP	REVISED: 04/08/99 1:16	TDR: 0178636
CD0001		FILE: AAA00007405	MDL: –
		MTL: –	

BALDOR ELECTRIC Co.

TYPE L, DV, REV, 6 LEADS

CD0001

BALDOR A MEMBER OF THE ABB GROUP