

# **BALDOR**® • **RELIANCE**

## **Product Information Packet**

### **EJMM3610T-5**

**3HP,3450RPM,3PH,60HZ,182JM,3622M,TEFC,F1**

| Part Detail |       |                |       |             |          |               |            |
|-------------|-------|----------------|-------|-------------|----------|---------------|------------|
| Revision:   | C     | Status:        | PRD/A | Change #:   |          | Proprietary:  | No         |
| Type:       | AC    | Prod. Type:    | 3622M | Elec. Spec: | 36WGS504 | CD Diagram:   | CD0006     |
| Enclosure:  | TEFC  | Mfg Plant:     |       | Mech. Spec: | 36H017   | Layout:       | 36LYH017   |
| Frame:      | 182JM | Mounting:      | F1    | Poles:      | 02       | Created Date: | 08-17-2015 |
| Base:       | RG    | Rotation:      | R     | Insulation: | F        | Eff. Date:    | 08-31-2016 |
| Leads:      | 3#16  |                |       |             |          | Replaced By:  |            |
| Literature: |       | Elec. Diagram: |       |             |          |               |            |

|                            |              |  |             |    |                       |      |  |           |           |   |
|----------------------------|--------------|--|-------------|----|-----------------------|------|--|-----------|-----------|---|
| <b>Nameplate NP3441L</b>   |              |  |             |    |                       |      |  |           |           |   |
| <b>CAT.NO.</b>             | EJMM3610T-5  |  |             |    |                       |      |  |           |           |   |
| <b>SPEC.</b>               | 36H017S504G1 |  |             |    |                       |      |  |           |           |   |
| <b>HP</b>                  | 3            |  |             |    |                       |      |  |           |           |   |
| <b>VOLTS</b>               | 575          |  |             |    |                       |      |  |           |           |   |
| <b>AMP</b>                 | 2.9          |  |             |    |                       |      |  |           |           |   |
| <b>RPM</b>                 | 3450         |  |             |    |                       |      |  |           |           |   |
| <b>FRAME</b>               | 182JM        |  |             |    | <b>HZ</b>             | 60   |  |           | <b>PH</b> | 3 |
| <b>SER.F.</b>              | 1.15         |  | <b>CODE</b> | K  | <b>DES</b>            | B    |  | <b>CL</b> | F         |   |
| <b>NEMA-NOM-EFF</b>        | 86.5         |  | <b>PF</b>   | 91 |                       |      |  |           |           |   |
| <b>RATING</b>              | 40C AMB-CONT |  |             |    |                       |      |  |           |           |   |
| <b>CC</b>                  | 010A         |  |             |    | <b>USABLE AT 208V</b> |      |  |           |           |   |
| <b>DE</b>                  | 6207         |  |             |    | <b>ODE</b>            | 6205 |  |           |           |   |
| <b>ENCL</b>                | TEFC         |  | <b>SN</b>   |    |                       |      |  |           |           |   |
| <b>VPWM INVERTER READY</b> |              |  |             |    |                       |      |  |           |           |   |
| CT6-60H(10:1)VT3-60H(20:1) |              |  |             |    |                       |      |  |           |           |   |
|                            |              |  |             |    |                       |      |  |           |           |   |

| Parts List   |  |          |
|--------------|--|----------|
| Part Number  | Description                              | Quantity |
| SA306459     | SA 36H017S504G1                          | 1.000 EA |
| RA293704     | RA 36H017S504G1                          | 1.000 EA |
| 34FN3002A02  | EXTERNAL FAN, PLASTIC, .905/.907 HUB W/  | 1.000 EA |
| 36CB3004     | 36 CB CASTING W/1.09 DIA LEAD HOLE @ 6:0 | 1.000 EA |
| 36GS1000SP   | GASKET-CONDUIT BOX, .06 THICK #SV-330 LE | 1.000 EA |
| 51XB1016A08  | 10-16X 1/2HXWSSLD SERTYB                 | 2.000 EA |
| 11XW1032G06  | 10-32 X .38, TAPTITE II, HEX WSHR SLTD U | 1.000 EA |
| HW3001B01    | BRASS CUP WASHER, FOR #8 SCREW           | 1.000 EA |
| 36FE3104A04  | FR ENDPLATE, FOR ROUTING                 | 1.000 EA |
| HW4500A01    | 1641B(ALEMITE)400 UNIV, GREASE FITT      | 1.000 EA |
| HW4500A17    | 317400 ALEMITE GREASE RELIEF             | 1.000 EA |
| HW5100A05    | WVY WSHR F/205 & 304 BRGS                | 1.000 EA |
| 36PE3405T03  | PUEP ASSEMBLY FOR ROUTING PURPOSES       | 1.000 EA |
| HW4500A01    | 1641B(ALEMITE)400 UNIV, GREASE FITT      | 1.000 EA |
| HW4500A17    | 317400 ALEMITE GREASE RELIEF             | 1.000 EA |
| 10XN2520A24  | 1/4-20X 1 1/2 HEX HD X                   | 4.000 EA |
| HW1001A25    | LOCKWASHER 1/4, ZINC PLT .493 OD, .255 I | 4.000 EA |
| 51XB1214A16  | 12-14X1.00 HXWSSLD SERTYB                | 1.000 EA |
| 36FH4009A103 | IEC FH GREASER W/PRIMER                  | 1.000 EA |
| 51XW1032A06  | 10-32 X .38, TAPTITE II, HEX WSHR SLTD S | 3.000 EA |
| 36CB4516     | 36 LIPPED CB LID                         | 1.000 EA |
| 37GS1001SP   | GASKET, CONDUIT BOX LID, .06 THICK LEXID | 1.000 EA |
| 51XW0832A07  | 8-32 X .44, TAPTITE II, HEX WSHR SLTD SE | 4.000 EA |
| HA1005A07    | SLINGER, OD 2.25, ID 1.344, 307 BRG      | 1.000 EA |

| <b>Parts List (continued)</b> |  |                 |
|-------------------------------|--|-----------------|
| <b>Part Number</b>            | <b>Description</b>                       | <b>Quantity</b> |
| HW2501D13                     | KEY, 3/16 SQ X 1.375                     | 1.000 EA        |
| HA7000A01                     | KEY RETAINER 7/8" DIA SHAFT              | 1.000 EA        |
| 85XU0407S04                   | 4X1/4 U DRIVE PIN STAINLESS              | 2.000 EA        |
| MJ1000A02                     | GREASE, POLYREX EM EXXON (USe 4824-15A)  | 0.050 LB        |
| MG1000Y03                     | MUNSELL 2.53Y 6.70/ 4.60, GLOSS 20,      | 0.022 GA        |
| HA3101A23                     | THRUBOLT 1/4-20 X 9.625 DEMBY            | 4.000 EA        |
| LB1119N                       | WARNING LABEL                            | 1.000 EA        |
| LC0006                        | CONNECTION LABEL                         | 1.000 EA        |
| NP3441L                       | ALUM SUPER-E VPWM INVERTER READY UL      | 1.000 EA        |
| 36PA1001                      | PKG GRP, PRINT PK1017A06                 | 1.000 EA        |
| MN416A01                      | TAG-INSTAL-MAINT no wire (1000/bx) 11/14 | 1.000 EA        |

**AC Induction Motor Performance Data**

Record # 31173 - Typical performance - not guaranteed values

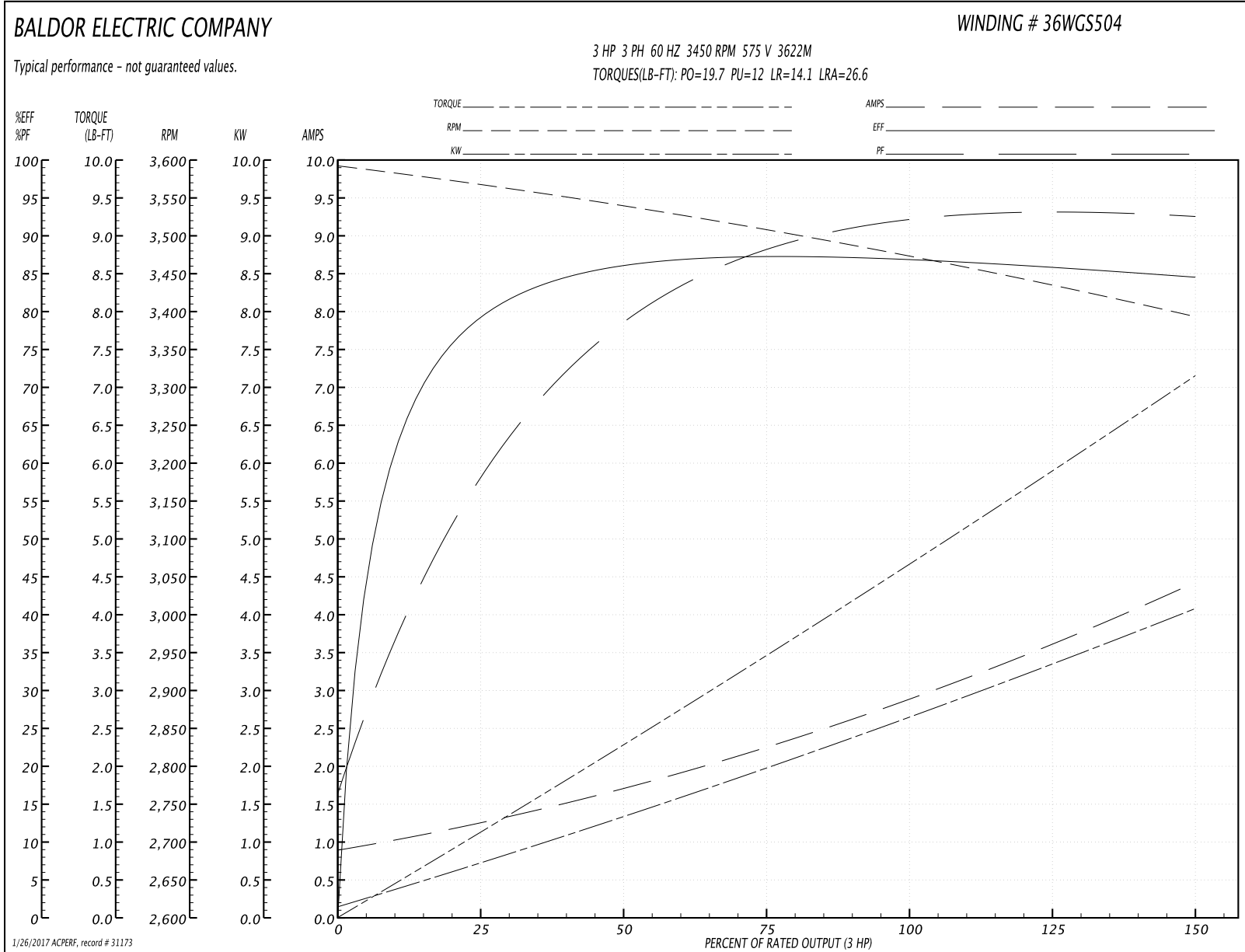
|                               |                    |                        |
|-------------------------------|--------------------|------------------------|
| <b>Winding:</b> 36WGS504-R001 | <b>Type:</b> 3622M | <b>Enclosure:</b> TEFC |
|-------------------------------|--------------------|------------------------|

| Nameplate Data        |              |              |    | 575 V, 60 Hz:<br>Single Voltage Motor |                           |
|-----------------------|--------------|--------------|----|---------------------------------------|---------------------------|
| Rated Output (HP)     | 3            |              |    | Full Load Torque                      | 4.71 LB-FT                |
| Volts                 | 575          |              |    | Start Configuration                   | direct on line            |
| Full Load Amps        | 2.9          |              |    | Breakdown Torque                      | 19.7 LB-FT                |
| R.P.M.                | 3450         |              |    | Pull-up Torque                        | 12 LB-FT                  |
| Hz                    | 60           | Phase        | 3  | Locked-rotor Torque                   | 14.1 LB-FT                |
| NEMA Design Code      | B            | KVA Code     | K  | Starting Current                      | 26.6 A                    |
| Service Factor (S.F.) | 1.15         |              |    | No-load Current                       | 0.936 A                   |
| NEMA Nom. Eff.        | 86.5         | Power Factor | 91 | Line-line Res. @ 25°C                 | 7.27 Ω                    |
| Rating - Duty         | 40C AMB-CONT |              |    | Temp. Rise @ Rated Load               | 52°C                      |
| S.F. Amps             |              |              |    | Temp. Rise @ S.F. Load                | 64°C                      |
|                       |              |              |    | Locked-rotor Power Factor             | 48                        |
|                       |              |              |    | Rotor inertia                         | 0.0984 LB-FT <sup>2</sup> |

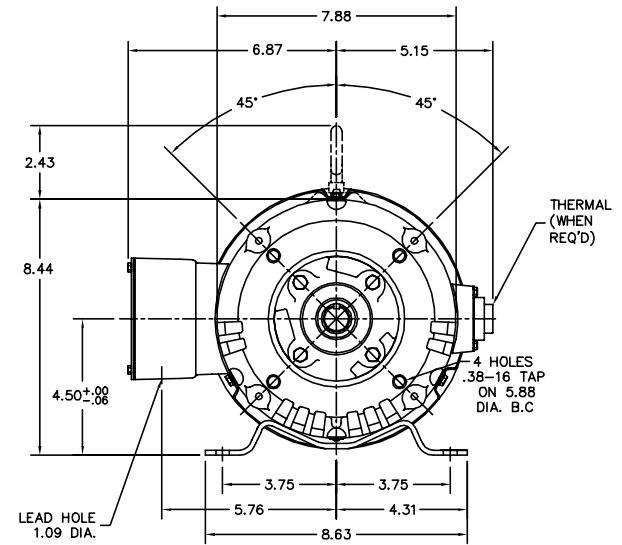
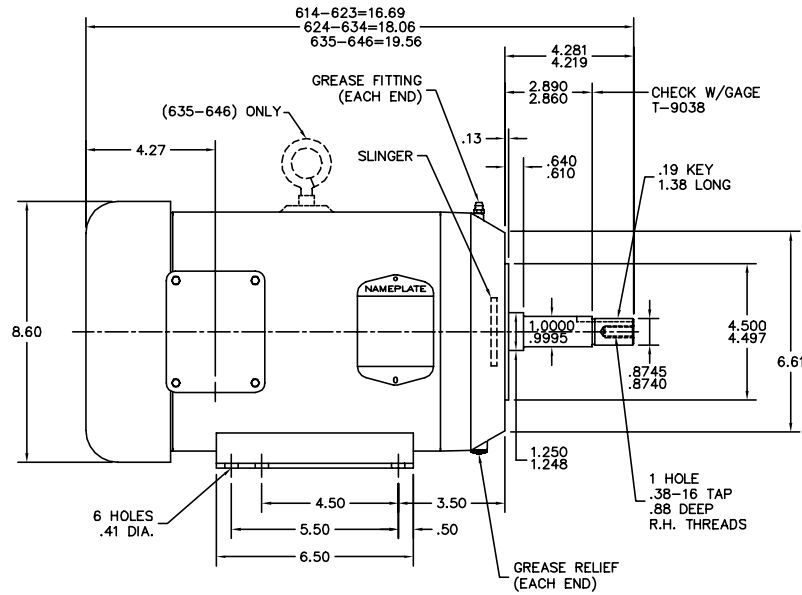
Load Characteristics 575 V, 60 Hz, 3 HP

| % of Rated Load | 25   | 50   | 75   | 100  | 125  | 150  | S.F. |
|-----------------|------|------|------|------|------|------|------|
| Power Factor    | 66   | 82   | 88   | 91   | 92   | 93   | 92   |
| Efficiency      | 80.4 | 86   | 87.4 | 87   | 85.9 | 84.4 | 86.3 |
| Speed           | 3565 | 3535 | 3504 | 3472 | 3434 | 3393 | 3449 |
| Line amperes    | 1.25 | 1.74 | 2.35 | 2.94 | 3.66 | 4.4  | 3.37 |

Performance Graph at 575V, 60Hz, 3.0HP Typical performance - Not guaranteed values



36LYH017



CUSTOMER IS RESPONSIBLE FOR DETERMINING THAT MOTOR PERFORMANCE IS SUITABLE IN THE APPLICATION.

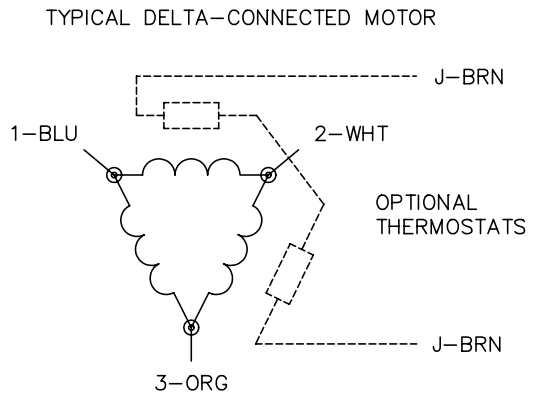
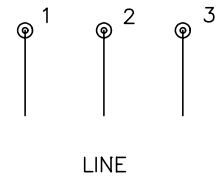
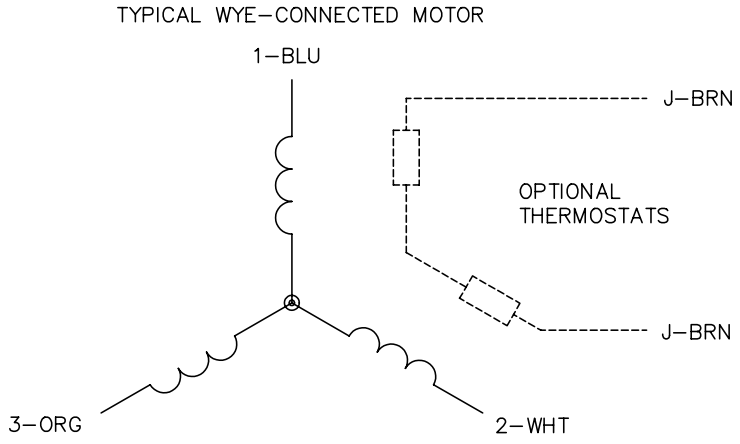
|                                     |         |                              |             |
|-------------------------------------|---------|------------------------------|-------------|
| REV. DESC: ADDED KOBX LEAD HOLE DIM |         |                              |             |
| REV. LTR: M                         | BY: RMP | REVISED: 07:25:39 09/09/2004 | TDR: 342770 |
| FILE: AAA00004174                   |         | REF: 36LYH017                |             |
| MTL: -                              |         |                              |             |

**BALDOR ELECTRIC Co.**

STD HORZ 182-4JM TEFC 36M

36LYH017

CD0006



- NOTES:
1. THREE LEAD MOTOR MAY BE EITHER WYE CONNECTED OR DELTA CONNECTED.
  2. INTERCHANGE ANY TWO LINE LEADS TO REVERSE ROTATION.
  3. OPTIONAL THERMOSTATS ARE PROVIDED WHEN SPECIFIED.
  4. ACTUAL NUMBER OF INTERNAL PARALLEL CIRCUITS MAY VARY.
  5. LEAD COLORS ARE OPTIONAL. LEADS MUST BE NUMBERED AS SHOWN.

|   |         |                        |              |
|---|---------|------------------------|--------------|
| REV. DESC: REVISE TO SHOW OPTIONAL COLORS |         |                        |              |
| REV. LTR: D                               | BY: JLP | REVISED: 01/21/99 4:02 | TDR: 0171435 |
| 9000D                                     |         | FILE: AAA00005141      | MDL: -       |
|   |         | MTL: -                 |              |

**BALDOR ELECTRIC Co.**

3PH, SV, 3 LEADS, WYE OR DELTA CONNECTED

CD0006