

BALDOR® • ***RELIANCE***

Product Information Packet

EJMM3616T

7.5HP,3450RPM,3PH,60HZ,184JM,3646M,TEFC

Part Detail							
Revision:	E	Status:	PRD/A	Change #:		Proprietary:	No
Type:	AC	Prod. Type:	3646M	Elec. Spec:	36WGS428	CD Diagram:	CD0005
Enclosure:	TEFC	Mfg Plant:		Mech. Spec:	36H017	Layout:	36LYH017
Frame:	184JM	Mounting:	F1	Poles:	02	Created Date:	11-12-2011
Base:	RG	Rotation:	R	Insulation:	F	Eff. Date:	09-01-2016
Leads:	9#16					Replaced By:	
Literature:		Elec. Diagram:					

Nameplate NP3441L										
CAT.NO.	EJMM3616T									
SPEC.	36H017S428G3									
HP	7.5									
VOLTS	230/460									
AMP	16.8/8.4									
RPM	3450									
FRAME	184JM				HZ	60			PH	3
SER.F.	1.15		CODE	L	DES	A		CL	F	
NEMA-NOM-EFF	89.5		PF	93						
RATING	40C AMB-CONT									
CC	010A				USABLE AT 208V			18.5		
DE	6207				ODE	6205				
ENCL	TEFC		SN							
VPWM INVERTER READY CT6-60H(10:1)VT3-60H(20:1)										

Parts List		
Part Number	Description	Quantity
SA234437	SA 36H017S428G3	1.000 EA
RA221410	RA 36H017S428G3	1.000 EA
36CB3004	36 CB CASTING W/1.09 DIA LEAD HOLE @ 6:0	1.000 EA
36GS1000SP	GASKET-CONDUIT BOX, .06 THICK #SV-330 LE	1.000 EA
51XB1016A08	10-16X 1/2HXWSSLD SERTYB	2.000 EA
11XW1032G06	10-32 X .38, TAPTITE II, HEX WSHR SLTD U	1.000 EA
HW3001B01	BRASS CUP WASHER, FOR #8 SCREW	1.000 EA
36FE3104A04	FR ENDPLATE, FOR ROUTING	1.000 EA
HW4500A01	1641B(ALEMITE)400 UNIV, GREASE FITT	1.000 EA
HW4500A17	317400 ALEMITE GREASE RELIEF	1.000 EA
HW5100A05	WVY WSHR F/205 & 304 BRGS	1.000 EA
36PE3405T03	PUEP ASSEMBLY FOR ROUTING PURPOSES	1.000 EA
HW4500A01	1641B(ALEMITE)400 UNIV, GREASE FITT	1.000 EA
HW4500A17	317400 ALEMITE GREASE RELIEF	1.000 EA
10XN2520A24	1/4-20X 1 1/2 HEX HD X	4.000 EA
HW1001A25	LOCKWASHER 1/4, ZINC PLT .493 OD, .255 I	4.000 EA
51XB1214A16	12-14X1.00 HXWSSLD SERTYB	1.000 EA
36FH4009A103	IEC FH GREASER W/PRIMER	1.000 EA
51XW1032A06	10-32 X .38, TAPTITE II, HEX WSHR SLTD S	3.000 EA
36CB4516	36 LIPPED CB LID	1.000 EA
37GS1001SP	GASKET, CONDUIT BOX LID, .06 THICK LEXID	1.000 EA
51XW0832A07	8-32 X .44, TAPTITE II, HEX WSHR SLTD SE	4.000 EA
HA1005A07	SLINGER, OD 2.25, ID 1.344, 307 BRG	1.000 EA
HW2501D13	KEY, 3/16 SQ X 1.375	1.000 EA

Parts List (continued)		
Part Number	Description	Quantity
HA7000A01	KEY RETAINER 7/8" DIA SHAFT	1.000 EA
85XU0407S04	4X1/4 U DRIVE PIN STAINLESS	2.000 EA
HW3200A01	3/8-16X3/4 I-BLT WELDED F/S	1.000 EA
MJ1000A02	GREASE, POLYREX EM EXXON (USe 4824-15A)	0.050 LB
MG1000Y03	MUNSELL 2.53Y 6.70/ 4.60, GLOSS 20,	0.022 GA
LB1115N	LABEL,LIFTING DEVICE (ON ROLLS)	1.000 EA
36FN3000C01	EXFN, PLASTIC, 5.25 OD, .912 ID	1.000 EA
HA3101A28	THRUBOLT 1/4-20 X 12.500 OHIO ROD	4.000 EA
LC0005E01	CONN.DIA./WARNING LABEL (LC0005/LB1119N)	1.000 EA
NP3441L	ALUM SUPER-E VPWM INVERTER READY UL	1.000 EA
36PA1001	PKG GRP, PRINT PK1017A06	1.000 EA
MN416A01	TAG-INSTAL-MAINT no wire (1000/bx) 11/14	1.000 EA

AC Induction Motor Performance Data

Record # 52145 - Typical performance - not guaranteed values

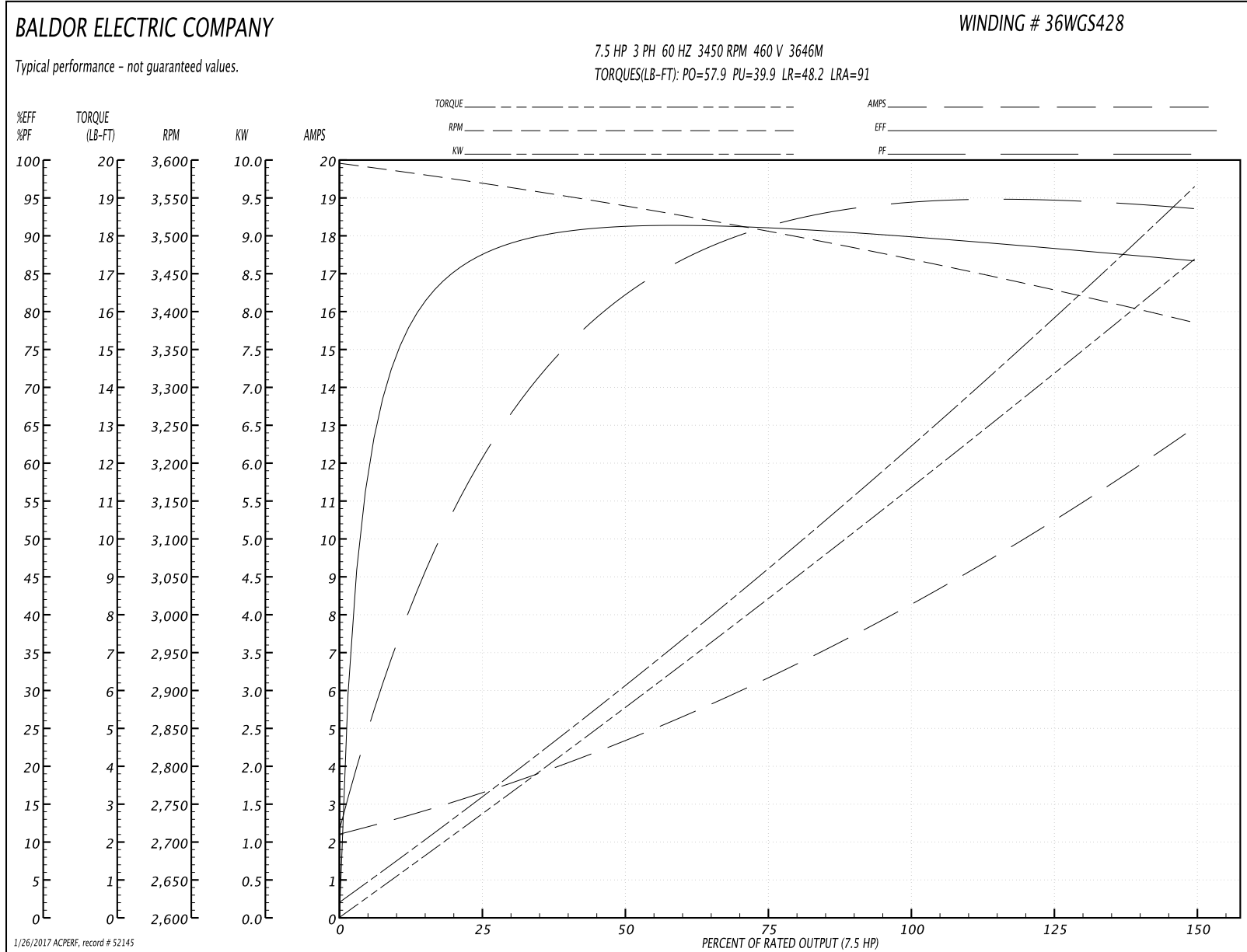
Winding: 36WGS428-R020	Type: 3646M	Enclosure: TEFC
-------------------------------	--------------------	------------------------

Nameplate Data				460 V, 60 Hz: High Voltage Connection	
Rated Output (HP)	7.5			Full Load Torque	11.4 LB-FT
Volts	230/460			Start Configuration	direct on line
Full Load Amps	16.8/8.4			Breakdown Torque	57.9 LB-FT
R.P.M.	3450			Pull-up Torque	39.9 LB-FT
Hz	60	Phase	3	Locked-rotor Torque	48.2 LB-FT
NEMA Design Code	A	KVA Code	L	Starting Current	91 A
Service Factor (S.F.)	1.15			No-load Current	2.33 A
NEMA Nom. Eff.	89.5	Power Factor	93	Line-line Res. @ 25°C	1.43 Ω
Rating - Duty	40C AMB-CONT			Temp. Rise @ Rated Load	74°C
S.F. Amps				Temp. Rise @ S.F. Load	92°C
				Locked-rotor Power Factor	44.4
				Rotor inertia	0.205 LB-FT ²

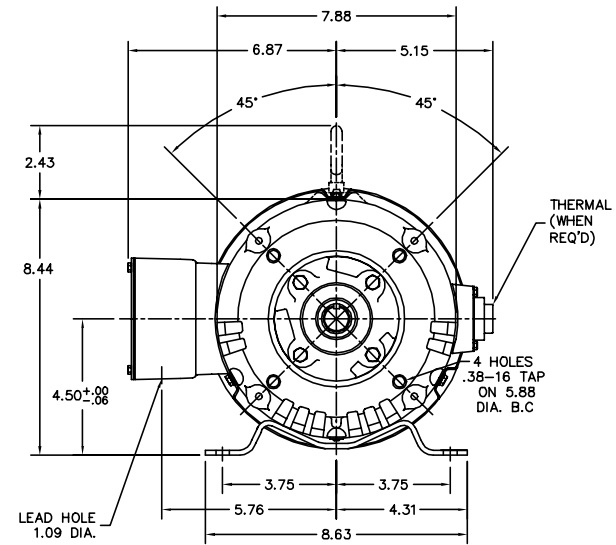
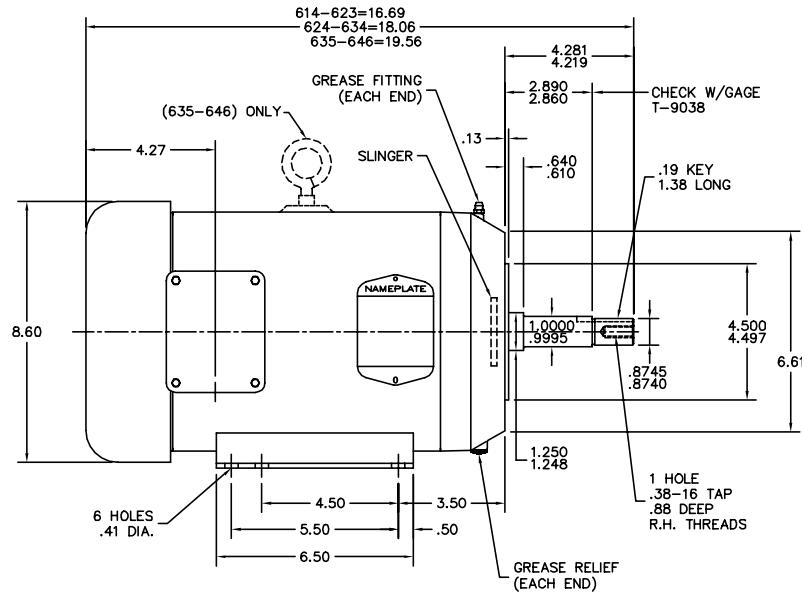
Load Characteristics 460 V, 60 Hz, 7.5 HP

% of Rated Load	25	50	75	100	125	150	S.F.
Power Factor	64	85	90	93	94	94	94
Efficiency	86.9	90.6	91	90.1	88.8	86.5	89.3
Speed	3571	3539	3505	3468	3429	3385	3445
Line amperes	3.14	4.59	6.43	8.43	10.5	12.9	9.67

Performance Graph at 460V, 60Hz, 7.5HP Typical performance - Not guaranteed values



36LYH017



CUSTOMER IS RESPONSIBLE FOR DETERMINING THAT MOTOR PERFORMANCE IS SUITABLE IN THE APPLICATION.

REV. DESC: ADDED KOBX LEAD HOLE DIM			
REV. LTR: M	BY: RMP	REVISED: 07:25:39 09/09/2004	TDR: 342770
FILE: AAA00004174		REF: 36LYH017	
MTL: -			

BALDOR ELECTRIC Co.

STD HORZ 182-4JM TEFC 36M

36LYH017

CD0005



LOW VOLTAGE
(2Y)



LINE

HIGH VOLTAGE
(1Y)



LINE

NOTES:

1. INTERCHANGE ANY TWO LINE LEADS TO REVERSE ROTATION.
2. OPTIONAL THERMOSTATS ARE PROVIDED WHEN SPECIFIED.
3. ACTUAL NUMBER OF INTERNAL PARALLEL CIRCUITS MAY BE A MULTIPLE OF THOSE SHOWN ABOVE.
4. LEAD COLORS ARE OPTIONAL. LEADS MUST ALWAYS BE NUMBERED AS SHOWN.

REV. DESC: REVISE TO SHOW OPTIONAL COLORS			
REV. LTR: E	BY: JLP	REVISED: 01/19/99 10:15	TDR: 0171435
90000		FILE: AAA00005140	MDL: -
		MTL: -	

BALDOR ELECTRIC Co.

3PH, DV, 9 LEADS

CD0005