

BALDOR® • ***RELIANCE***

Product Information Packet

ENM3546T

1HP,1745RPM,3PH,60HZ,143T,3524M,TENV,F1

Part Detail							
Revision:	C	Status:	PRD/A	Change #:		Proprietary:	No
Type:	AC	Prod. Type:	3524M	Elec. Spec:	35WGP560	CD Diagram:	CD0005
Enclosure:	TENV	Mfg Plant:		Mech. Spec:	35A025	Layout:	35LYA025
Frame:	143T	Mounting:	F1	Poles:	04	Created Date:	04-07-2015
Base:	RG	Rotation:	R	Insulation:	F	Eff. Date:	01-12-2017
Leads:	9#18					Replaced By:	
Literature:		Elec. Diagram:					

Nameplate NP3441LUA									
CAT.NO.	ENM3546T								
SPEC.	35A025P560G1								
HP	1								
VOLTS	230/460								
AMP	2.9/1.45								
RPM	1745								
FRAME	143T			HZ	60			PH	3
SER.F.	1.15		CODE	M		DES	B	CL	F
NEMA-NOM-EFF	85.5		PF	76					
RATING	40C AMB-CONT								
CC	010A					USABLE AT 208V			
DE	6205		ODE	6203					
ENCL	TENV		SN						
VPWM INVERTER READY									
CT6-60H(10:1)VT3-60H(20:1									
50Hz 1HP 190/380V 3.4/1.7A									SF1.0

Parts List		
Part Number	Description	Quantity
SA296336	SA 35A025P560G1	1.000 EA
RA282378	RA 35A025P560G1	1.000 EA
NS2512A01	INSULATOR, CONDUIT BOX X	1.000 EA
35CB3007	35 CB CASTING W/.88 DIA. LEAD HOLE	1.000 EA
36GS1000SP	GASKET-CONDUIT BOX, .06 THICK #SV-330 LE	1.000 EA
51XB1016A07	10-16 X 7/16 HXWSSLD SERTYB	2.000 EA
11XW1032G06	10-32 X .38, TAPTITE II, HEX WSHR SLTD U	1.000 EA
35EP3100M68	STD FR EP-TENV-35L OR M--203 BRG-W/GREAS	1.000 EA
HW4500A01	1641B(ALEMITE)400 UNIV, GREASE FITT	1.000 EA
HW5100A03SP	WAVY WASHER (W1543-017)	1.000 EA
35PE3101A01	PUEP ASSEMBLY FOR ROUTING	1.000 EA
HW4500A01	1641B(ALEMITE)400 UNIV, GREASE FITT	1.000 EA
XY1032A02	10-32 HEX NUT DIRECTIONAL SERRATION	4.000 EA
35CB4521GX	CONDUIT BOX LID KIT	1.000 EA
51XW0832A07	8-32 X .44, TAPTITE II, HEX WSHR SLTD SE	4.000 EA
HW2501D13	KEY, 3/16 SQ X 1.375	1.000 EA
HA7000A01	KEY RETAINER 7/8" DIA SHAFT	1.000 EA
85XU0407S04	4X1/4 U DRIVE PIN STAINLESS	2.000 EA
MJ1000A02	GREASE, POLYREX EM EXXON (USe 4824-15A)	0.050 LB
MG1000Y03	MUNSELL 2.53Y 6.70/ 4.60, GLOSS 20,	0.017 GA
HA3100A18	THRUBOLT 10-32 X 9.250	4.000 EA
LC0005E01	CONN.DIA./WARNING LABEL (LC0005/LB1119N)	1.000 EA
NP3441LUA	ALUM SUPER-E VPWM INV READY UL	1.000 EA
35PA1066	PKG GRP, PRINT PK1008A06	1.000 EA

Parts List (continued)		
Part Number	Description	Quantity
MN416A01	TAG-INSTAL-MAINT no wire (1000/bx) 11/14	1.000 EA

AC Induction Motor Performance Data

Record # 53346 - Typical performance - not guaranteed values

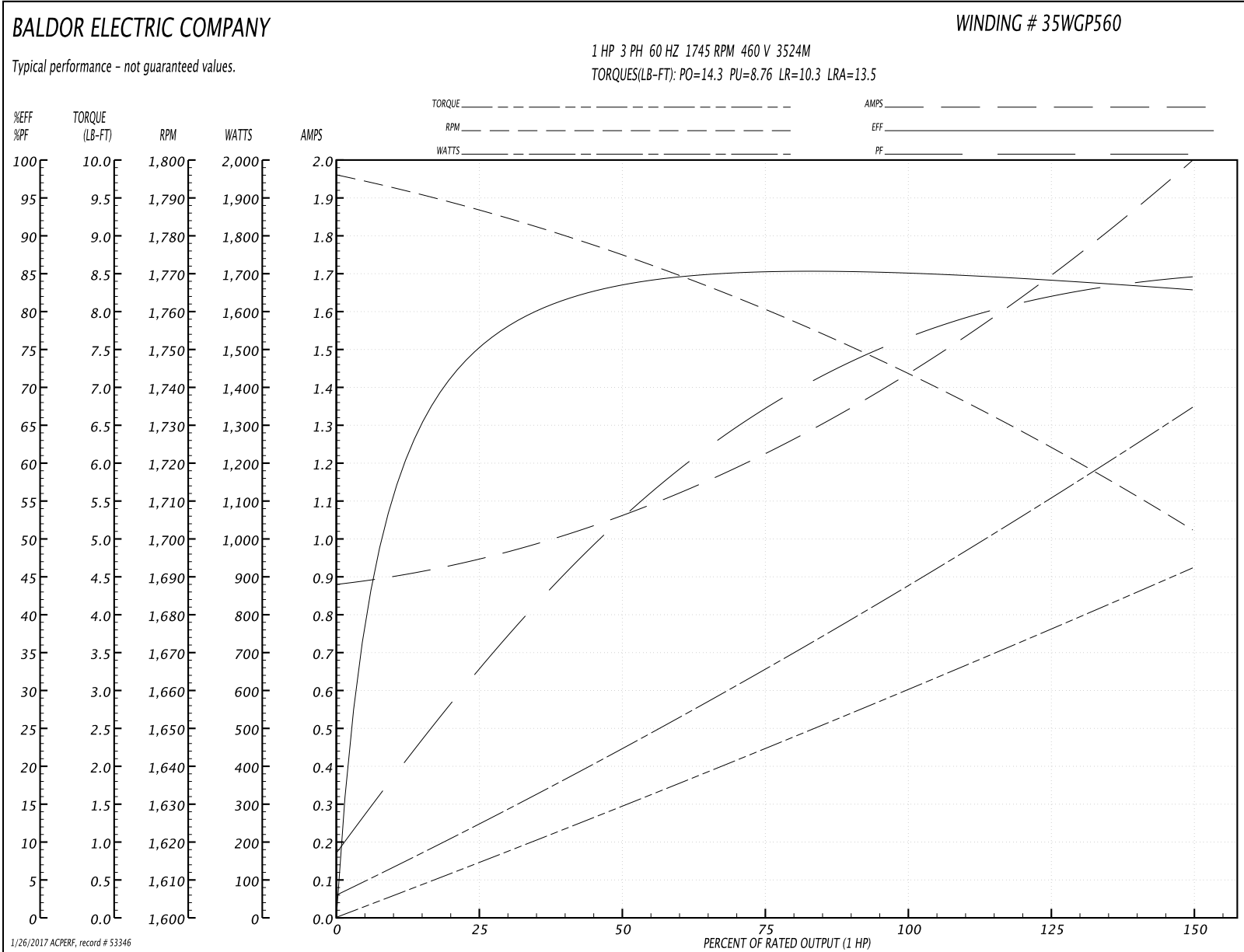
Winding: 35WGP560-R021	Type: 3524M	Enclosure: TENV
-------------------------------	--------------------	------------------------

Nameplate Data				460 V, 60 Hz: High Voltage Connection	
Rated Output (HP)	1			Full Load Torque	3.02 LB-FT
Volts	230/460			Start Configuration	direct on line
Full Load Amps	2.9/1.45			Breakdown Torque	14.3 LB-FT
R.P.M.	1745			Pull-up Torque	8.76 LB-FT
Hz	60	Phase	3	Locked-rotor Torque	10.3 LB-FT
NEMA Design Code	B	KVA Code	M	Starting Current	13.5 A
Service Factor (S.F.)	1.15			No-load Current	0.89 A
NEMA Nom. Eff.	85.5	Power Factor	76	Line-line Res. @ 25°C	15.922 Ω
Rating - Duty	40C AMB-CONT			Temp. Rise @ Rated Load	85°C
S.F. Amps				Temp. Rise @ S.F. Load	101°C
				Locked-rotor Power Factor	61
				Rotor inertia	0.142 LB-FT ²

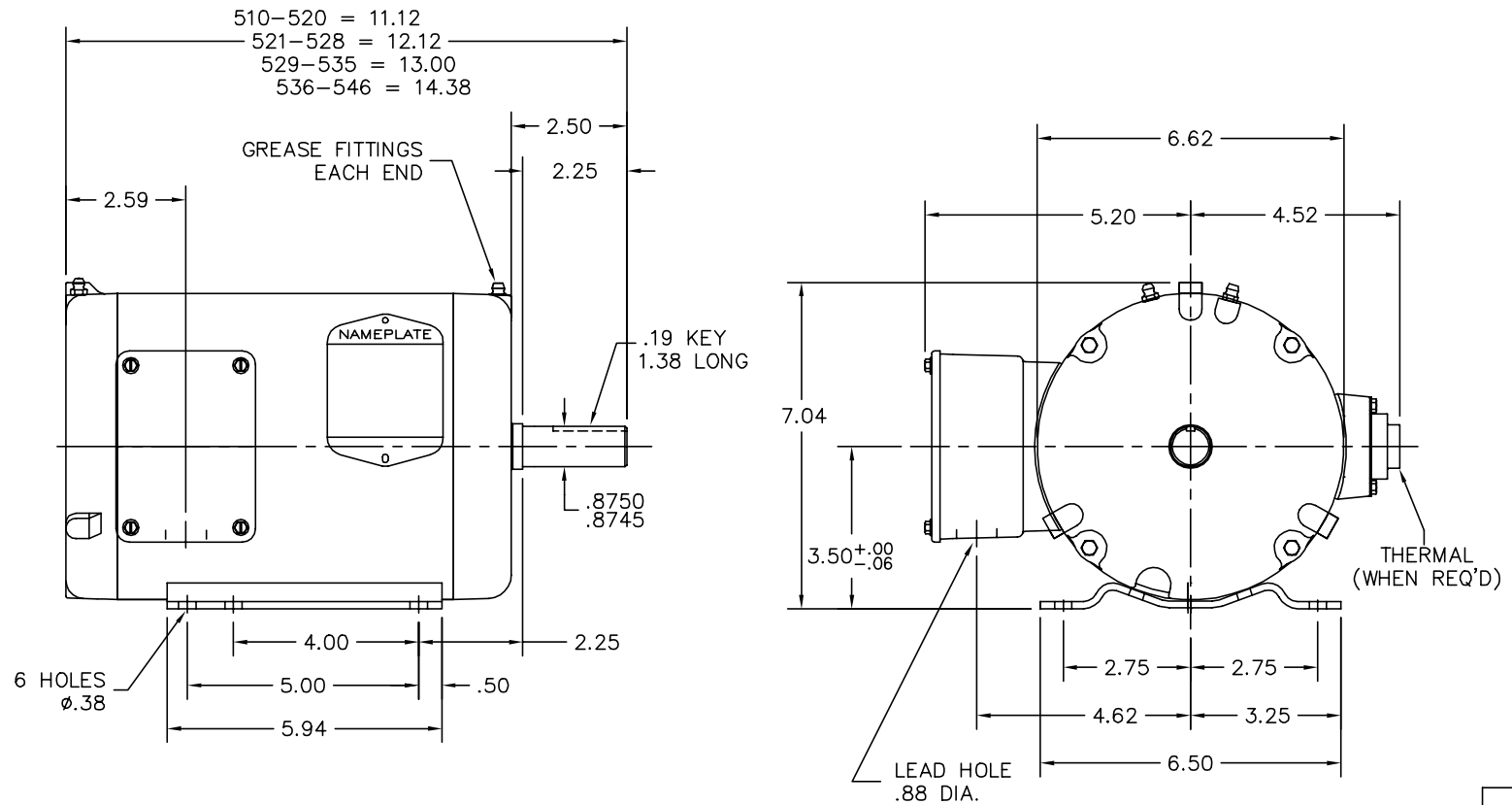
Load Characteristics 460 V, 60 Hz, 1 HP

% of Rated Load	25	50	75	100	125	150	S.F.
Power Factor	33	53	67	76	81	85	79
Efficiency	74.6	83.4	85.4	85.5	84.7	82.6	85
Speed	1783.9	1773.9	1759.9	1743.9	1730.8	1698.3	1736
Line amperes	0.935	1.05	1.22	1.45	1.7	1.99	1.6

Performance Graph at 460V, 60Hz, 1.0HP Typical performance - Not guaranteed values



35LYA025



CUSTOMER IS RESPONSIBLE FOR DETERMINING THAT BALDOR'S PRODUCT WILL PERFORM SUITABLY IN THE INTENDED APPLICATION.

REV. DESC: REPLACE 35SB0002 W/35SB2075		
REV. LTR: M	VERSION: 06	TDR: 000000962090
FILE: \AAA\00002\476	REVISED: 10:18:48 01/19/2016	BY: ENALEMO
MTL: -	☉ □	

BALDOR

STD HORZ 143-5T TENV 35M

SH 1 of 1

35LYA025

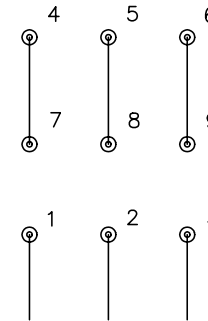
CD0005



LOW VOLTAGE
(2Y)



HIGH VOLTAGE
(1Y)



NOTES:

1. INTERCHANGE ANY TWO LINE LEADS TO REVERSE ROTATION.
2. OPTIONAL THERMOSTATS ARE PROVIDED WHEN SPECIFIED.
3. ACTUAL NUMBER OF INTERNAL PARALLEL CIRCUITS MAY BE A MULTIPLE OF THOSE SHOWN ABOVE.
4. LEAD COLORS ARE OPTIONAL. LEADS MUST ALWAYS BE NUMBERED AS SHOWN.

REV. DESC: REVISE TO SHOW OPTIONAL COLORS			
REV. LTR: E	BY: JLP	REVISED: 01/19/99 10:15	TDR: 0171435
9000D		FILE: AAA00005140	MDL: -
		MTL: -	

BALDOR ELECTRIC Co.

3PH, DV, 9 LEADS

CD0005