

BALDOR® • RELIANCE

Product Information Packet

M1556T

2/.5HP, 1725/850RPM, 3PH, 60HZ, 145T, 3528M, T

Part Detail							
Revision:	J	Status:	PRD/A	Change #:		Proprietary:	No
Type:	AC	Prod. Type:	3528M	Elec. Spec:	35WGx475	CD Diagram:	CD0032
Enclosure:	TEFC	Mfg Plant:		Mech. Spec:	35AA001	Layout:	35LYAA001
Frame:	145T	Mounting:	F1	Poles:	04/08	Created Date:	12-22-2009
Base:	RG	Rotation:	R	Insulation:	B	Eff. Date:	09-27-2016
Leads:	6#18					Replaced By:	
Literature:		Elec. Diagram:					

Nameplate NP1256L										
CAT.NO.	M1556T									
SPEC.	35AA001X475G1									
HP	2/.5									
VOLTS	208-230									
AMP	6.1/2.6									
RPM	1725/850									
FRAME	145T				HZ	60			PH	3
SER.F.	1.15		CODE	K	DES	B		CLASS	B	
NEMA-NOM-EFF			PF							
RATING	40C AMB-CONT									
CC									USABLE AT 208V	
DE	6205				ODE	6203				
ENCL	TEFC		SN							

Parts List		
Part Number	Description	Quantity
SA188997	SA 35AA001X475G1	1.000 EA
RA176716	RA 35AA001X475G1	1.000 EA
NS2512A01	INSULATOR, CONDUIT BOX X	1.000 EA
35CB3009	35 CB W/1.09 DIA. LEAD HOLE @ 6:	1.000 EA
36GS1000	GASKET-CONDUIT BOX, .06 THICK #SV-330 LE	1.000 EA
51XB1016A07	10-16 X 7/16 HXWSSLD SERTYB	2.000 EA
11XW1032G06	10-32 X .38, TAPTITE II, HEX WSHR SLTD U	1.000 EA
35FE3100M01	FREP TEFC ASSEMBLY FOR ROUTING	1.000 EA
HW4500A01	1641B(ALEMITE)400 UNIV, GREASE FITT	1.000 EA
HW5100A03SP	WAVY WASHER (W1543-017)	1.000 EA
35PE3101A01	PUEP ASSEMBLY FOR ROUTING	1.000 EA
HW4500A01	1641B(ALEMITE)400 UNIV, GREASE FITT	1.000 EA
XY1032A02	10-32 HEX NUT DIRECTIONAL SERRATION	4.000 EA
51XB1214A16	12-14X1.00 HXWSSLD SERTYB	1.000 EA
35FH4005A84SP	IEC FH W/GRSR, NO DIMPLES PRIMED	1.000 EA
51XW1032A06	10-32 X .38, TAPTITE II, HEX WSHR SLTD S	3.000 EA
35CB4521GX	CONDUIT BOX LID KIT	1.000 EA
51XW0832A07	8-32 X .44, TAPTITE II, HEX WSHR SLTD SE	4.000 EA
HW2501D13	KEY, 3/16 SQ X 1.375	1.000 EA
HA7000A01	KEY RETAINER 7/8" DIA SHAFT	1.000 EA
85XU0407S04	4X1/4 U DRIVE PIN STAINLESS	2.000 EA
MJ1000A02	GREASE, POLYREX EM EXXON (USe 4824-15A)	0.050 LB
35FN3002A05	EXFN, PLASTIC, 6.376 OD, .638 ID	1.000 EA
MG1000G27	MED CHARCOAL METALLIC GREY 400-0096	0.017 GA

Parts List (continued)		
Part Number	Description	Quantity
HA3100A18	THRUBOLT 10-32 X 9.250	4.000 EA
LB1119N	WARNING LABEL	1.000 EA
LC0032	CONNECTION LABEL	1.000 EA
NP1256L	ALUM UL CSA CC	1.000 EA
36PA1000	PKG GRP, PRINT PK1016A06	1.000 EA
MN416A01	TAG-INSTAL-MAINT no wire (1200/bx) 11/14	1.000 EA

Accessories		
Part Number	Description	Multiplier
35-8762	C FACE KIT	A8
35EP1506A01SP	D-FLANGE KIT	A8

AC Induction Motor Performance Data

Record # 36879 - Typical performance - not guaranteed values

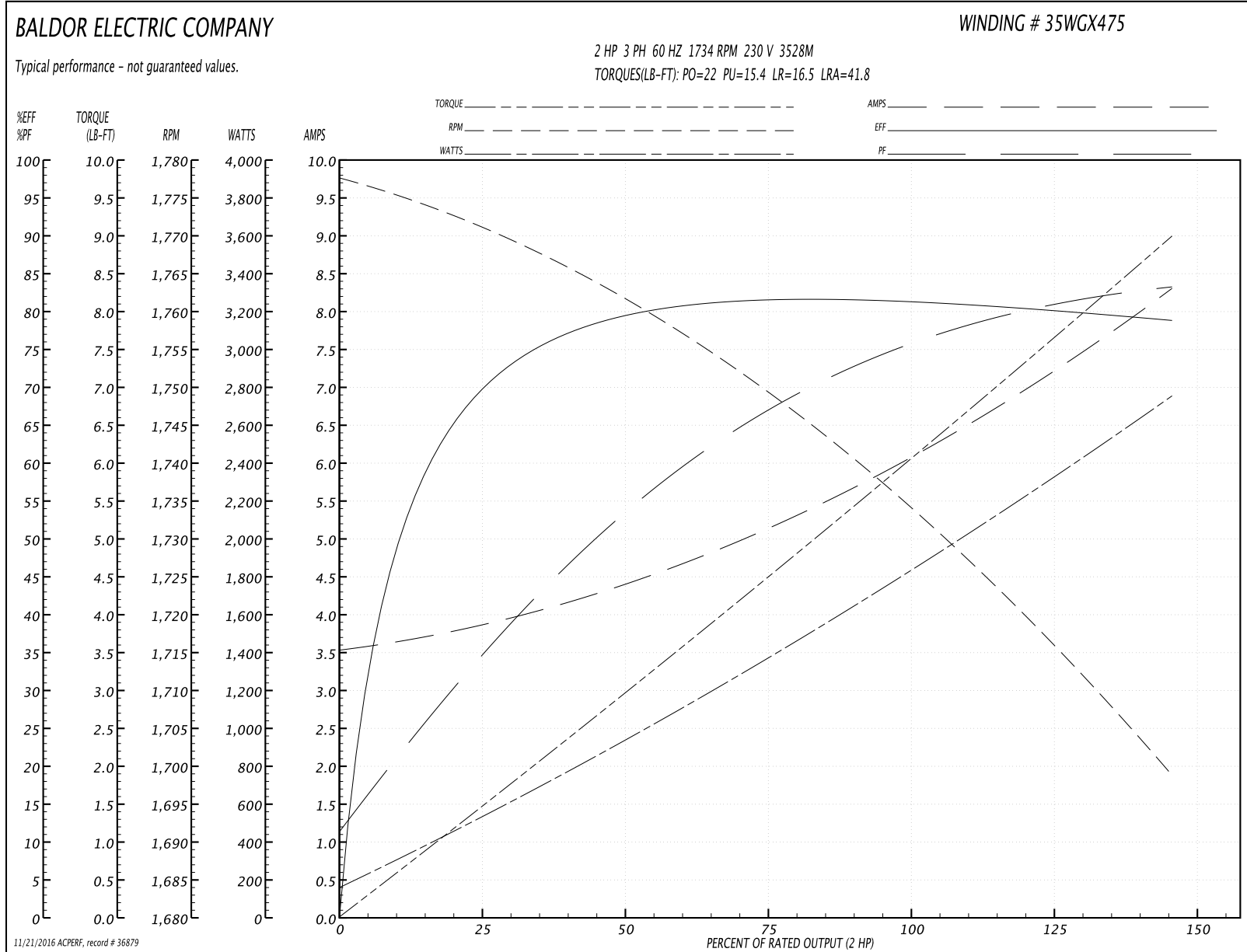
Winding: 35WGX475-R004	Type: 3528M	Enclosure: TEFC
-------------------------------	--------------------	------------------------

Nameplate Data				230 V, 60 Hz: High Speed Connection	
Rated Output (HP)	2/5			Full Load Torque	6 LB-FT
Volts	208-230			Start Configuration	direct on line
Full Load Amps	6.1/2.6			Breakdown Torque	22 LB-FT
R.P.M.	1725/850			Pull-up Torque	15.4 LB-FT
Hz	60	Phase	3	Locked-rotor Torque	16.5 LB-FT
NEMA Design Code	B	KVA Code	K	Starting Current	41.8 A
Service Factor (S.F.)	1.15			No-load Current	3.6 A
NEMA Nom. Eff.	0	Power Factor	0	Line-line Res. @ 25°C	2.61 Ω
Rating - Duty	40C AMB-CONT			Temp. Rise @ Rated Load	51°C
S.F. Amps				Temp. Rise @ S.F. Load	59°C

Load Characteristics 230 V, 60 Hz, 2 HP

% of Rated Load	25	50	75	100	125	150	S.F.
Power Factor	36	54	69	74	79	84	77
Efficiency	69.5	79.4	81.8	81.3	80.3	78.8	80.7
Speed	1754	1770	1753	1734	1716	1699	1723
Line amperes	3.8	4.4	5	6.2	7.2	8.2	6.8

Performance Graph at 230V, 60Hz, 2.0HP Typical performance - Not guaranteed values



AC Induction Motor Performance Data

Record # 36880 - Typical performance - not guaranteed values

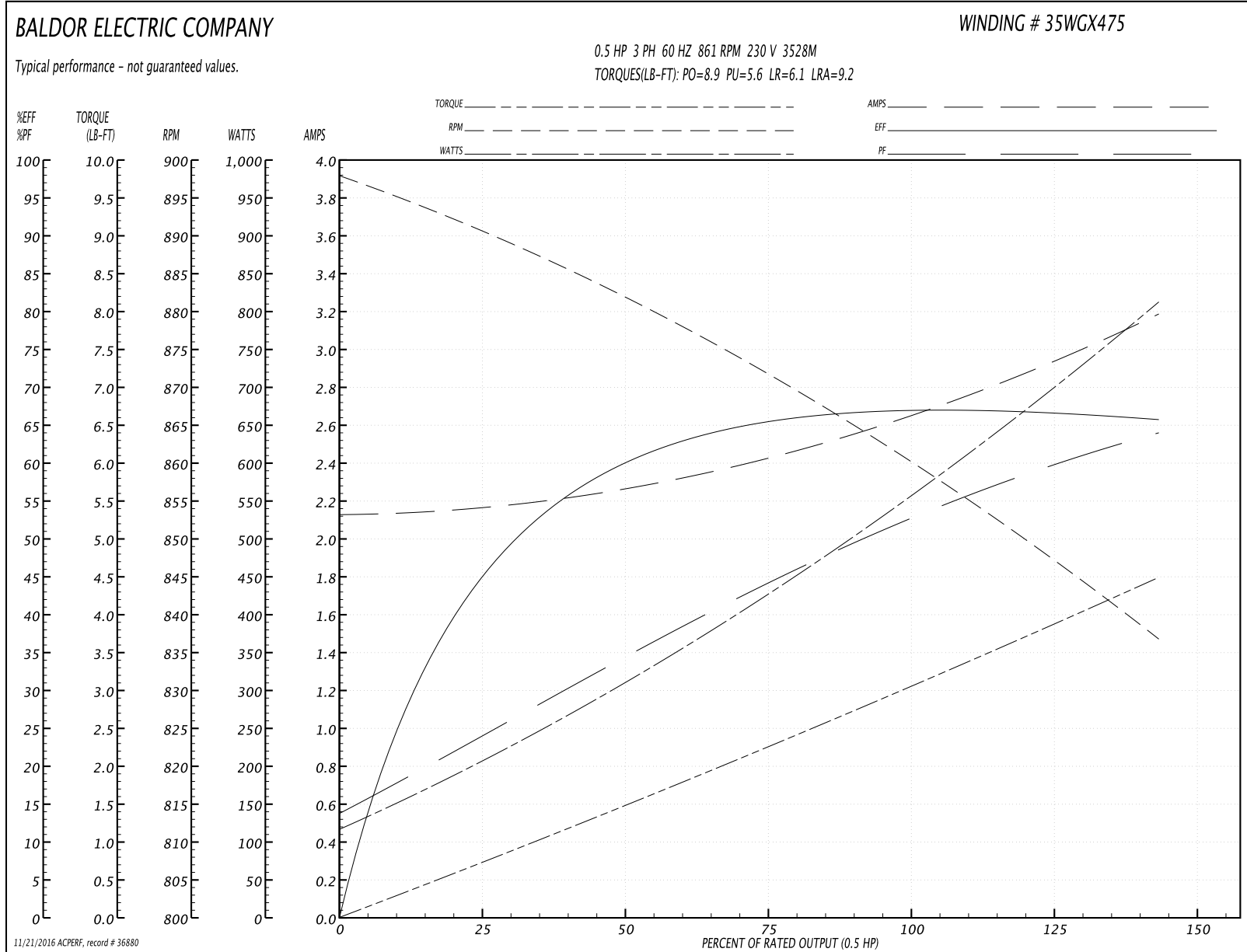
Winding: 35WGX475-R004	Type: 3528M	Enclosure: TEFC
-------------------------------	--------------------	------------------------

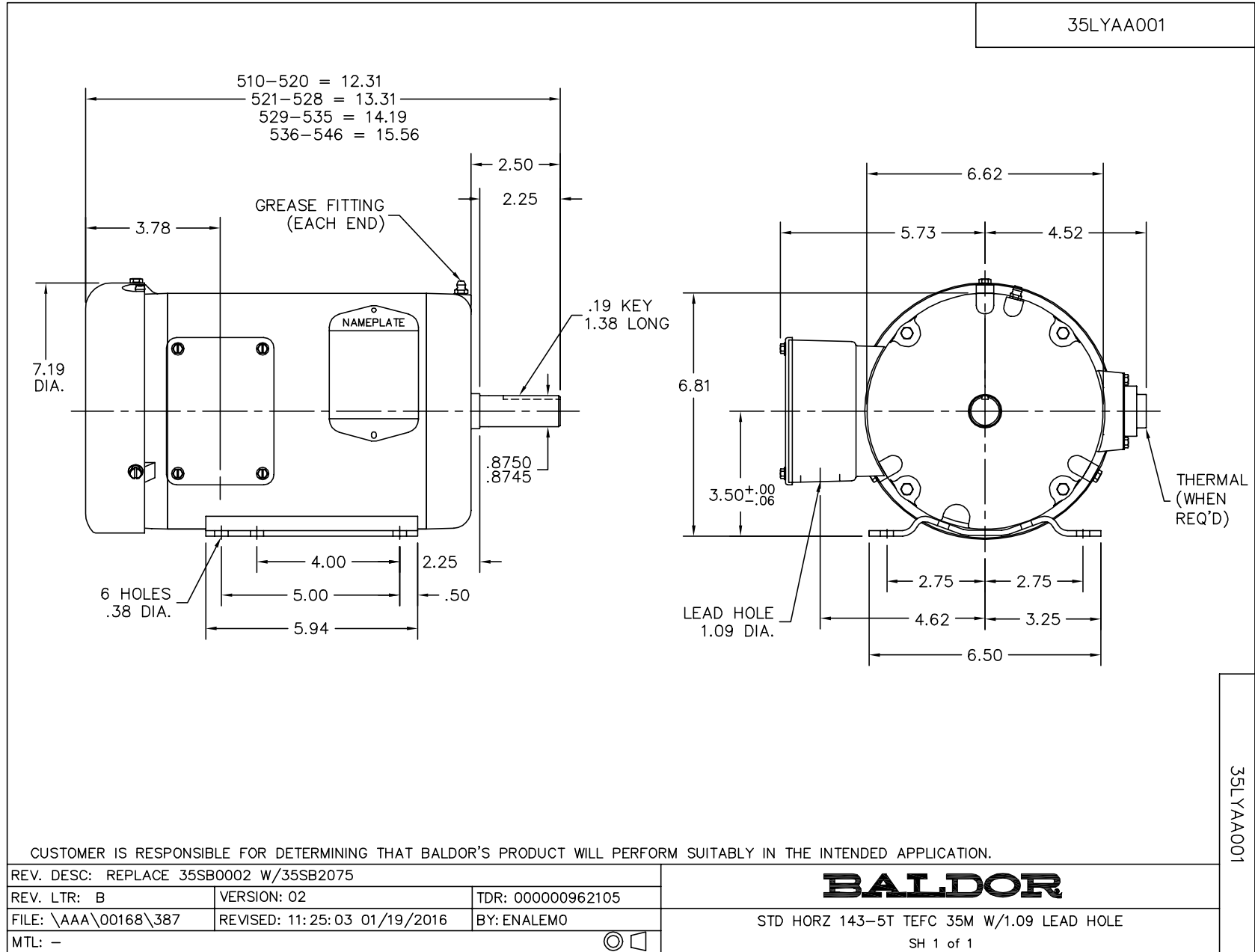
Nameplate Data				230 V, 60 Hz: Low Speed Connection	
Rated Output (HP)	2/.5			Full Load Torque	3 LB-FT
Volts	208-230			Start Configuration	direct on line
Full Load Amps	6.1/2.6			Breakdown Torque	8.9 LB-FT
R.P.M.	1725/850			Pull-up Torque	5.6 LB-FT
Hz	60	Phase	3	Locked-rotor Torque	6.1 LB-FT
NEMA Design Code	B	KVA Code	K	Starting Current	9.2 A
Service Factor (S.F.)	1.15			No-load Current	2.1 A
NEMA Nom. Eff.	0	Power Factor	0	Line-line Res. @ 25°C	10.5 Ω
Rating - Duty	40C AMB-CONT			Temp. Rise @ Rated Load	46°C
S.F. Amps				Temp. Rise @ S.F. Load	50°C

Load Characteristics 230 V, 60 Hz, 0.5 HP

% of Rated Load	25	50	75	100	125	150	S.F.
Power Factor	24	34	45	53	59	64	57
Efficiency	46	59.6	65.1	67.3	67	65.6	67.1
Speed	889	881	873	861	850	836	854
Line amperes	2.2	2.3	2.4	2.6	2.9	3.2	2.78

Performance Graph at 230V, 60Hz, 0.5HP Typical performance - Not guaranteed values

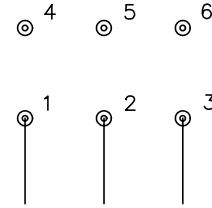




CD0032

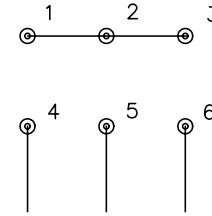


LOW SPEED
(1Y)



LINE

HIGH SPEED
(2Y)



LINE

NOTES:

1. INTERCHANGE ANY TWO LINE LEADS TO REVERSE ROTATION.
2. OPTIONAL THERMOSTATS ARE PROVIDED WHEN SPECIFIED.
3. ACTUAL NUMBER OF INTERNAL PARALLEL CIRCUITS MAY BE A MULTIPLE OF THOSE SHOWN ABOVE.
4. LEAD COLORS ARE OPTIONAL. LEADS MUST ALWAYS BE NUMBERED AS SHOWN.

REV. DESC: REVISE TO SHOW OPTIONAL COLORS			
REV. LTR: E	BY: JLP	REVISED: 01/22/99 8:27	TDR: 0171435
CD0032		FILE: AAA00005145	MDL: -
		MTL: -	

BALDOR ELECTRIC Co.

3PH, SV, 6 LEADS, 2-SPEED 1-WINDING VARIABLE TORQUE

CD0032