

BALDOR® • ***RELIANCE***

Product Information Packet

VHECP4110T

40HP, 1775RPM, 3PH, 60HZ, 324HP, 1260M, TEFC

Part Detail							
Revision:	AD	Status:	PRD/A	Change #:		Proprietary:	No
Type:	AC	Prod. Type:	1260M	Elec. Spec:	12WGX277	CD Diagram:	CD0180
Enclosure:	TEFC	Mfg Plant:		Mech. Spec:	12S033	Layout:	12LYS033
Frame:	324HP	Mounting:	F1	Poles:	04	Created Date:	
Base:	N	Rotation:	R	Insulation:	F	Eff. Date:	05-16-2016
Leads:	9#8					Replaced By:	
Literature:		Elec. Diagram:					

Parts List		
Part Number	Description	Quantity
SA123668	SA 12S033X277G1	1.000 EA
RA114144	RA 12S033X277G1	1.000 EA
S/P107-000-004	SUPER-E(284 FR. & UP)-CL PLANT,POLYREX E	1.000 EA
10CB1000A16E	SPL CONDUIT BOX W/E-COAT	1.000 EA
09GS1010	GASKET, DWG, LEADWIRE SEPERATOR	1.000 EA
10XN3118K16	5/16-18 X 1' GRADE #5, STL, ZINC PLATE	4.000 EA
HW1001A31	LOCKWASHER 5/16, ZINC PLT.591 OD, .319 I	4.000 EA
WD1000B16	T&B CX70TN TERMINAL	1.000 EA
10XN2520K08	1/4-20 X .50 GRADE #5, STL, ZINC PLATE	1.000 EA
HW1001A25	LOCKWASHER 1/4, ZINC PLT .493 OD, .255 I	1.000 EA
HA4051A00	PLASTIC CAP FOR GREASE FITTING	1.000 EA
MG1025N19	WILKOFASST, 778.50, RELIANCE BLUE-GREEN	0.125 GA
HA3400A18	STUD .50-13 X 7.50L W/4.19L HEX WELKER	4.000 EA
HW1001A50	LOCKWASHER 1/2, ZINC PLT.,.879 OD, .509 I	4.000 EA
HW4600B41	V-RING SLINGER 2.125 X 2.880 X 0.280	1.000 EA
12FH1002A08P	FAN COVER, MACH W/EPOXY PRIMER	1.000 EA
HW4600B41	V-RING SLINGER 2.125 X 2.880 X 0.280	1.000 EA
HW5100A13	W4627-047 WVY WSHER	1.000 EA
10XN3118K36	5/16-18 X 2.25" HEX HD, GRADE 5	2.000 EA
10XN3118K72	5/16-18 X 4.50" HEX HD, GRADE 5	4.000 EA
12EP1502A02P	ENDPLATE, MACH W/EPOXY PRIMER	1.000 EA
HA4051A00	PLASTIC CAP FOR GREASE FITTING	1.000 EA
10XN5013K36	1/2-13 X 2.25" HEX HD GRADE 5	4.000 EA
HW1001A50	LOCKWASHER 1/2, ZINC PLT.,.879 OD, .509 I	4.000 EA

Parts List (continued)		
Part Number	Description	Quantity
HW1001A50	LOCKWASHER 1/2, ZINC PLT.,.879 OD, .509 I	4.000 EA
XY5013A12	NUT,1/2-13,HEX,STEEL,ZINCPLATED	4.000 EA
HW3203A02	1/2-13 HVY FORGED EYE-NUT	2.000 EA
12FH1500A01P	MACH DRIP COVER 310-312 MTRS	1.000 EA
10XN3816K36	3/8-16 X 2.25 HEX HD CAP SCREW, GRADE 5	4.000 EA
HW1001A38	LOCKWASHER 3/8, ZINC PLT .688 OD, .382 I	4.000 EA
10CB1503A01P	CONDUIT BOX LIPPED LID, MACH W/EPXY PRMR	1.000 EA
14GS1003	GASKET CONDUIT BOX LID, NEOP	1.000 EA
10XN2520K16	1/4-20 X 1" HX HD SCRW GRADE 5, ZINC P	4.000 EA
HW1001A25	LOCKWASHER 1/4, ZINC PLT .493 OD, .255 I	4.000 EA
HW2501G32	KEY, 3/8 SQ X 3.750	1.000 EA
MJ5001A27	32220KN GRAY SEALER *MIN BUY 4 QTS=1GAL	0.031 QT
MJ5001A14	DYNAPRO SEAL, CP MOTORS VC#2508050 (603	0.029 EA
LB1115N	LABEL,LIFTING DEVICE (ON ROLLS)	1.000 EA
LB1182	WARNING LABEL FOR MOTORS WITH EYENUTS	2.000 EA
HW4500A21	1618BALEMITE FITTING 825 UNIVERSAL	1.000 EA
HA4017A01	1/8 X 4 GREASE EXT (F/S)	1.000 EA
HW4500A17	317400 ALEMITE GREASE RELIEF	1.000 EA
MJ1000A02	GREASE, POLYREX EM EXXON (USe 4824-15A)	0.200 LB
HW4500A03	GREASE FITTING, .125 NPT 1610(ALEMITE) 8	1.000 EA
HW4500A17	317400 ALEMITE GREASE RELIEF	1.000 EA
85XU0407S04	4X1/4 U DRIVE PIN STAINLESS	2.000 EA
09FN3001B03SP	EXTERNAL FAN, PLASTIC	1.000 EA
HW2500A25	WOODRUFF KEY USA #1008 #BLOW CARBON STEE	1.000 EA

Product Information Packet: VHECP4110T - 40HP,1775RPM,3PH,60HZ,324HP,1260M,TEFC

51XB1214A20	12-14X1.25 HXWSSLD SERTYB	1.000 EA
LB1002N	LABEL,MARINE DUTY (ON ROLLS)	1.000 EA
MN416A01	TAG-INSTAL-MAINT no wire (1200/bx) 11/14	1.000 EA
PK6014	STEEL STRAP FOR 309-312 BASELESS MOTORS	3.000 EA
10XN5013K10	1/2-13 X .625 HEX HD, GRADE 5	3.000 EA
12EP1107A13GE6	FREP, MACH W/E-COAT & MG1025N19	1.000 EA
LB1119N	WARNING LABEL	1.000 EA
LC0181	CONNECTION LABEL	1.000 EA
NP1260E	SS CP SUPER-E UL CSA CC	1.000 EA
10PA1052	PACKAGING GROUP, PRINT PK1151A06	1.000 EA

AC Induction Motor Performance Data

Record # 55868 - Typical performance - not guaranteed values

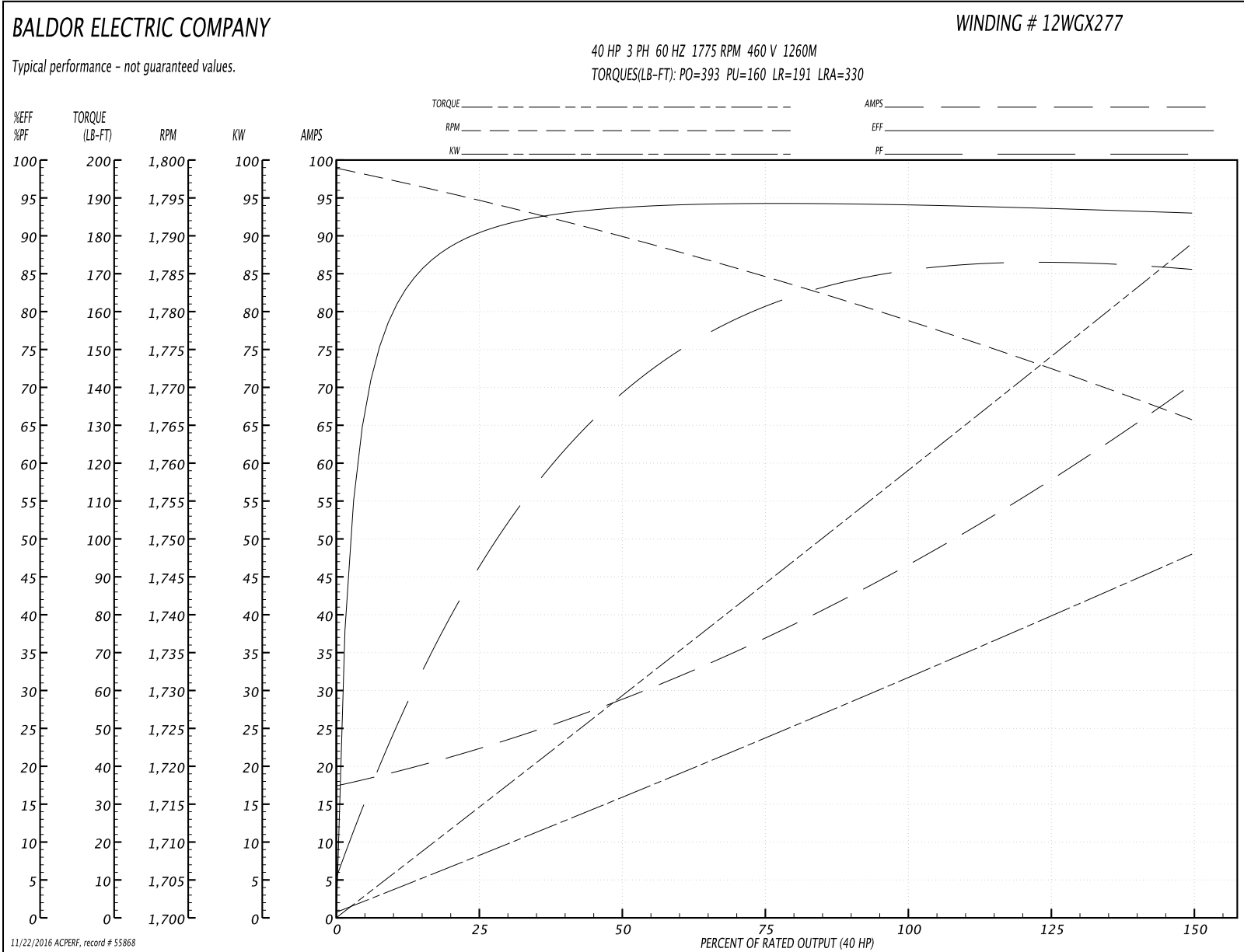
Winding: 12WGX277-R001	Type: 1260M	Enclosure: TEFC
-------------------------------	--------------------	------------------------

Nameplate Data				460 V, 60 Hz: High Voltage Connection	
Rated Output (HP)	40			Full Load Torque	117 LB-FT
Volts	230/460			Start Configuration	direct on line
Full Load Amps	92/46			Breakdown Torque	393 LB-FT
R.P.M.	1775			Pull-up Torque	160 LB-FT
Hz	60	Phase	3	Locked-rotor Torque	191 LB-FT
NEMA Design Code	A	KVA Code	H	Starting Current	330 A
Service Factor (S.F.)	1.15			No-load Current	18.2 A
NEMA Nom. Eff.	94.5	Power Factor	86	Line-line Res. @ 25°C	0.14537 Ω
Rating - Duty	40C AMB-CONT			Temp. Rise @ Rated Load	55°C
S.F. Amps				Temp. Rise @ S.F. Load	67°C
				Locked-rotor Power Factor	26.8

Load Characteristics 460 V, 60 Hz, 40 HP

% of Rated Load	25	50	75	100	125	150	S.F.
Power Factor	48	70	80	84	86	86	85
Efficiency	90.3	93.7	94.3	94.1	93.6	92.8	93.8
Speed	1794.9	1789.9	1784.9	1778.8	1772.8	1765.6	1775
Line amperes	21.3	28	36.9	46.9	58.1	69.9	53.6

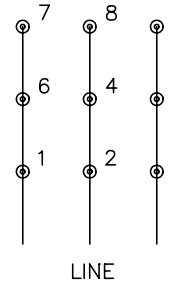
Performance Graph at 460V, 60Hz, 40.0HP Typical performance - Not guaranteed values



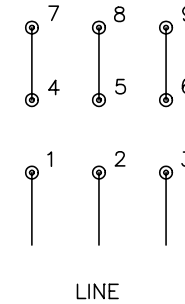
CD0180



LOW VOLTAGE
(2D)



HIGH VOLTAGE
(1D)



NOTES:

1. INTERCHANGE ANY TWO LINE LEADS TO REVERSE ROTATION.
2. OPTIONAL THERMOSTATS ARE PROVIDED WHEN SPECIFIED.
3. ACTUAL NUMBER OF INTERNAL PARALLEL CIRCUITS MAY BE A MULTIPLE OF THOSE SHOWN ABOVE.
4. LEAD COLORS ARE OPTIONAL. LEADS MUST ALWAYS BE NUMBERED AS SHOWN.

REV. DESC: REVISE TO SHOW OPTIONAL COLORS			
REV. LTR: C	BY: JLP	REVISED: 01/21/99 2:28	TDR: 0171435
0810D0		FILE: AAA00005148	MDL: -
		MTL: -	

BALDOR ELECTRIC Co.

3PH, DV, 9 LEADS, DELTA CONNECTION

CD0180