

# **BALDOR**® • ***RELIANCE***

## **Product Information Packet**

# **EM30011**

**.5HP,1140RPM,3PH,60HZ,48,3428M,OPEN,F1,N**

Part Detail							
Revision:	C	Status:	PRD/A	Change #:		Proprietary:	No
Type:	AC	Prod. Type:	3428M	Elec. Spec:	34WGS940	CD Diagram:	CD0005
Enclosure:	OPEN	Mfg Plant:		Mech. Spec:	34F002	Layout:	34LYF002
Frame:	48	Mounting:	F1	Poles:	06	Created Date:	10-03-2014
Base:	RG	Rotation:	R	Insulation:	B	Eff. Date:	05-25-2016
Leads:	9#18					Replaced By:	
Literature:		Elec. Diagram:					

Nameplate NP3155L												
CAT.NO.	EM30011											
SPEC.	34F002S940G1											
HP	.5											
VOLTS	230/460											
AMP	2/1											
RPM	1140											
FRAME	48					HZ	60			PH	3	
SER.F.	1.25					CODE	K		DES	B	CL	B
F.L. AVG. EFF.	75.3					PF	65					
RATING	40C AMB-CONT											
CC									USABLE AT 208V	2.3		
DE	6203					ODE	6203					
ENCL	OPEN					SN						
	SFA 2.2/1.1											

Parts List		
Part Number	Description	Quantity
SA287955	SA 34F002S940G1	1.000 EA
RA274158	RA 34F002S940G1	1.000 EA
NS2512A01	INSULATOR, CONDUIT BOX X	1.000 EA
34CB3002A	CB CAST W/.88 DIA HOLE	1.000 EA
51XB1016A07	10-16 X 7/16 HXWSSLD SERTYB	2.000 EA
11XW1032G06	10-32 X .38, TAPTITE II, HEX WSHR SLTD U	1.000 EA
34EP3210A01SP	FR ENDPLATE, MACH	1.000 EA
HW5100A03SP	WAVY WASHER (W1543-017)	1.000 EA
34EP3212A02	PU ENDPLATE, MODEL 34 OPEN	1.000 EA
XY1032A02	10-32 HEX NUT DIRECTIONAL SERRATION	4.000 EA
34CB4517	CB LID 4 MTG HOLES .22 DIA STAMPED, FOR	1.000 EA
51XW0832A07	8-32 X .44, TAPTITE II, HEX WSHR SLTD SE	4.000 EA
MG1000Y03	MUNSELL 2.53Y 6.70/ 4.60, GLOSS 20,	0.014 GA
10XF0440S02	04-40 X 1/8 TYPE F HEX HD STAINLESS STIC	2.000 EA
HA3100A45	THRUBOLT 10-32 X 8.875	4.000 EA
LC0005E01	CONN.DIA./WARNING LABEL (LC0005/LB1119N)	1.000 EA
MN416A01	TAG-INSTAL-MAINT no wire (1000/bx) 11/14	1.000 EA
NP3155L	ALUM SUPER-E UL CSA CC "SEMS"	1.000 EA
35PA1000	PKG GRP, PRINT PK1008A06	1.000 EA

**AC Induction Motor Performance Data**

Record # 47462 - Typical performance - not guaranteed values

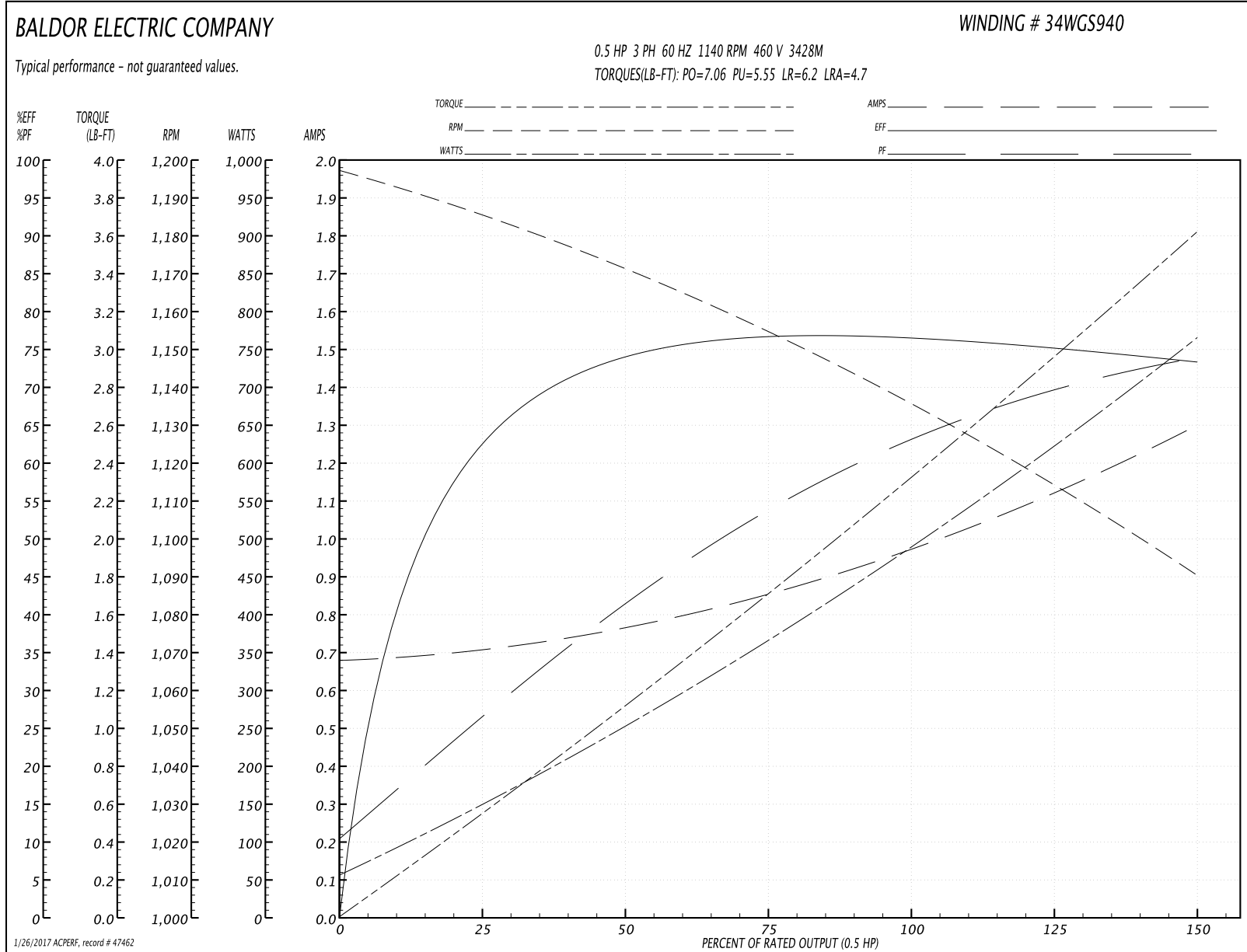
<b>Winding:</b> 34WGS940-R002	<b>Type:</b> 3428M	<b>Enclosure:</b> OPEN
-------------------------------	--------------------	------------------------

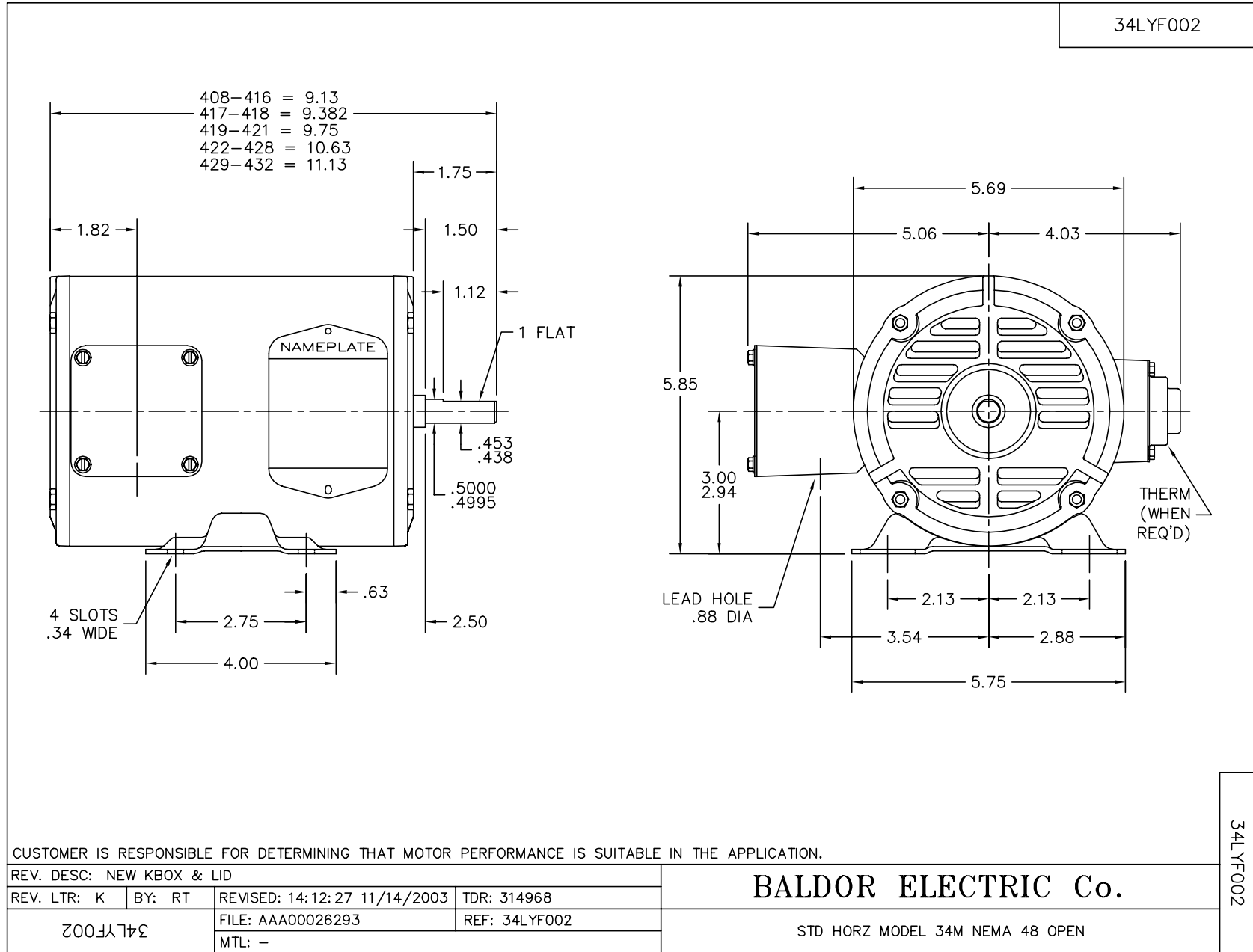
Nameplate Data				460 V, 60 Hz: High Voltage Connection	
Rated Output (HP)	.5			Full Load Torque	2.36 LB-FT
Volts	230/460			Start Configuration	direct on line
Full Load Amps	2/1			Breakdown Torque	7.06 LB-FT
R.P.M.	1140			Pull-up Torque	5.55 LB-FT
Hz	60	Phase	3	Locked-rotor Torque	6.2 LB-FT
NEMA Design Code	B	KVA Code	K	Starting Current	4.7 A
Service Factor (S.F.)	1.25			No-load Current	0.68 A
NEMA Nom. Eff.	75.3	Power Factor	65	Line-line Res. @ 25°C	32.597 Ω
Rating - Duty	40C AMB-CONT			Temp. Rise @ Rated Load	49°C
S.F. Amps	2.2/1.1			Temp. Rise @ S.F. Load	66°C
				Locked-rotor Power Factor	56
				Rotor inertia	0.0665 LB-FT <sup>2</sup>

Load Characteristics 460 V, 60 Hz, 0.5 HP

% of Rated Load	25	50	75	100	125	150	S.F.
Power Factor	27	43	54	63	70	75	70
Efficiency	62.5	73.6	76.7	76.9	75.5	73.1	75.5
Speed	1184.7	1169.4	1153.2	1135.4	1114.5	1089.3	1114
Line amperes	0.707	0.771	0.863	0.978	1.13	1.3	1.13

Performance Graph at 460V, 60Hz, 0.5HP Typical performance - Not guaranteed values





CD0005

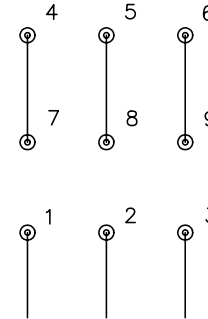


LOW VOLTAGE  
(2Y)



LINE

HIGH VOLTAGE  
(1Y)



LINE

NOTES:

1. INTERCHANGE ANY TWO LINE LEADS TO REVERSE ROTATION.
2. OPTIONAL THERMOSTATS ARE PROVIDED WHEN SPECIFIED.
3. ACTUAL NUMBER OF INTERNAL PARALLEL CIRCUITS MAY BE A MULTIPLE OF THOSE SHOWN ABOVE.
4. LEAD COLORS ARE OPTIONAL. LEADS MUST ALWAYS BE NUMBERED AS SHOWN.

REV. DESC: REVISE TO SHOW OPTIONAL COLORS			
REV. LTR: E	BY: JLP	REVISED: 01/19/99 10:15	TDR: 0171435
900000		FILE: AAA00005140	MDL: -
		MTL: -	

**BALDOR ELECTRIC Co.**

3PH, DV, 9 LEADS

CD0005