

BALDOR® • ***RELIANCE***

Product Information Packet

EPCL1317M

2HP,3470RPM,1PH,60HZ,56C,3540LC,OPEN,F1

Part Detail							
Revision:	B	Status:	PRD/A	Change #:		Proprietary:	No
Type:	AC	Prod. Type:	3540LC	Elec. Spec:	35WGL138	CD Diagram:	CD0320
Enclosure:	OPEN	Mfg Plant:		Mech. Spec:	35T967	Layout:	35LYT967
Frame:	56C	Mounting:	F1	Poles:	02	Created Date:	09-15-2014
Base:	RG	Rotation:	R	Insulation:	B	Eff. Date:	02-03-2015
Leads:	6#16,1#14 #4TH					Replaced By:	
Literature:		Elec. Diagram:					

Parts List		
Part Number	Description	Quantity
SA286877	SA 35T967L138	1.000 EA
RA273094	RA 35T967L138	1.000 EA
OC3070C09	AEROVOX #Z24P247OM22A1 OIL CAP 70MFD/240	1.000 EA
TPCRJ38CBSP	THERMAL 1PH 1.0 MAN 120C	1.000 EA
EC1645B06	ELEC CAP 165V 2.0 X 4.3	1.000 EA
WD3006A01	RSS-2-103JT 2W 10K RES. METAL OXIDE 5%	1.000 EA
TP5059	GENERIC THERMAL KIT	1.000 EA
NS2512A01	INSULATOR, CONDUIT BOX X	1.000 EA
35CB3007A17	35 CB .88 DIA @ 6:00, 1.00 MTO @ 3:00	1.000 EA
51XB1016A07	10-16 X 7/16 HXWSSLD SERTYB	2.000 EA
11XW1032G06	10-32 X .38, TAPTITE II, HEX WSHR SLTD U	1.000 EA
HA6015A02	THERMAL RETAINER (PLATED)	1.000 EA
51XB1214A10	12-14 X 5/8HX WS SL SR TYBX	2.000 EA
35EP3201A03	STD FR EP OPEN-203BRG-35L OR M FRAME--LE	1.000 EA
51XW0832A07	8-32 X .44, TAPTITE II, HEX WSHR SLTD SE	2.000 EA
35CB3801	CAPACITOR COVER, CAST	1.000 EA
HA7010	CAPACITOR RETENTION CLAMP	1.000 EA
NS2501A02	INSULATOR, CAPACITOR BOX	1.000 EA
51XB1016A08	10-16X 1/2HXWSSLD SERTYB	2.000 EA
NS2500A02	INSULATOR, MAN THER PROT	1.000 EA
HW5100A03SP	WAVY WASHER (W1543-017)	1.000 EA
35EP3400A13	STD FACE MTD END PLATE OPEN NEMA 56C 05	1.000 EA
35AD2000	AIR BAFFLE	1.000 EA
15XF0632A06	6-32 X 3/8 PHILL PAN HD TYPE F	4.000 EA

Parts List (continued)		
Part Number	Description	Quantity
51XN1032A20	10-32 X 1 1/4 HX WS SL SR	2.000 EA
35CB4521	35 LIPPED CB LID (GALV & PHOSPH)	1.000 EA
51XW0832A07	8-32 X .44, TAPTITE II, HEX WSHR SLTD SE	4.000 EA
HW2501D13	KEY, 3/16 SQ X 1.375	1.000 EA
HA7000A04	KEY RETAINER 0.625 DIA SHAFTS	1.000 EA
85XU0407S04	4X1/4 U DRIVE PIN STAINLESS	2.000 EA
LB1087	LABEL,MANUAL RESET (ROLL LABEL)	1.000 EA
WD1000A15	3-520132-2 AMP FLAG (4M/RL NON-CANC/NON-	4.000 EA
MJ1000A02	GREASE, POLYREX EM EXXON (USe 4824-15A)	0.050 LB
MG1000G27	MED CHARCOAL METALLIC GREY 400-0096	0.017 GA
HA3100A24	THRUBOLT 10-32 X 10.625	4.000 EA
SP5181A28	MODEL 35 LC TORQ STAT SWITCH LEAD ASSY	1.000 EA
LB1119N	WARNING LABEL	1.000 EA
LC0269	1PH,DV,REV,THERMAL,7 LD,L.AMP THRU HTR H	1.000 EA
MN416A01	TAG-INSTAL-MAINT no wire (1000/bx) 11/14	1.000 EA
NP1257L	ALUM UL CSA CC THERMAL REV MTG	1.000 EA
36PA1000	PKG GRP, PRINT PK1016A06	1.000 EA

AC Induction Motor Performance Data

Record # 47237 - Typical performance - not guaranteed values

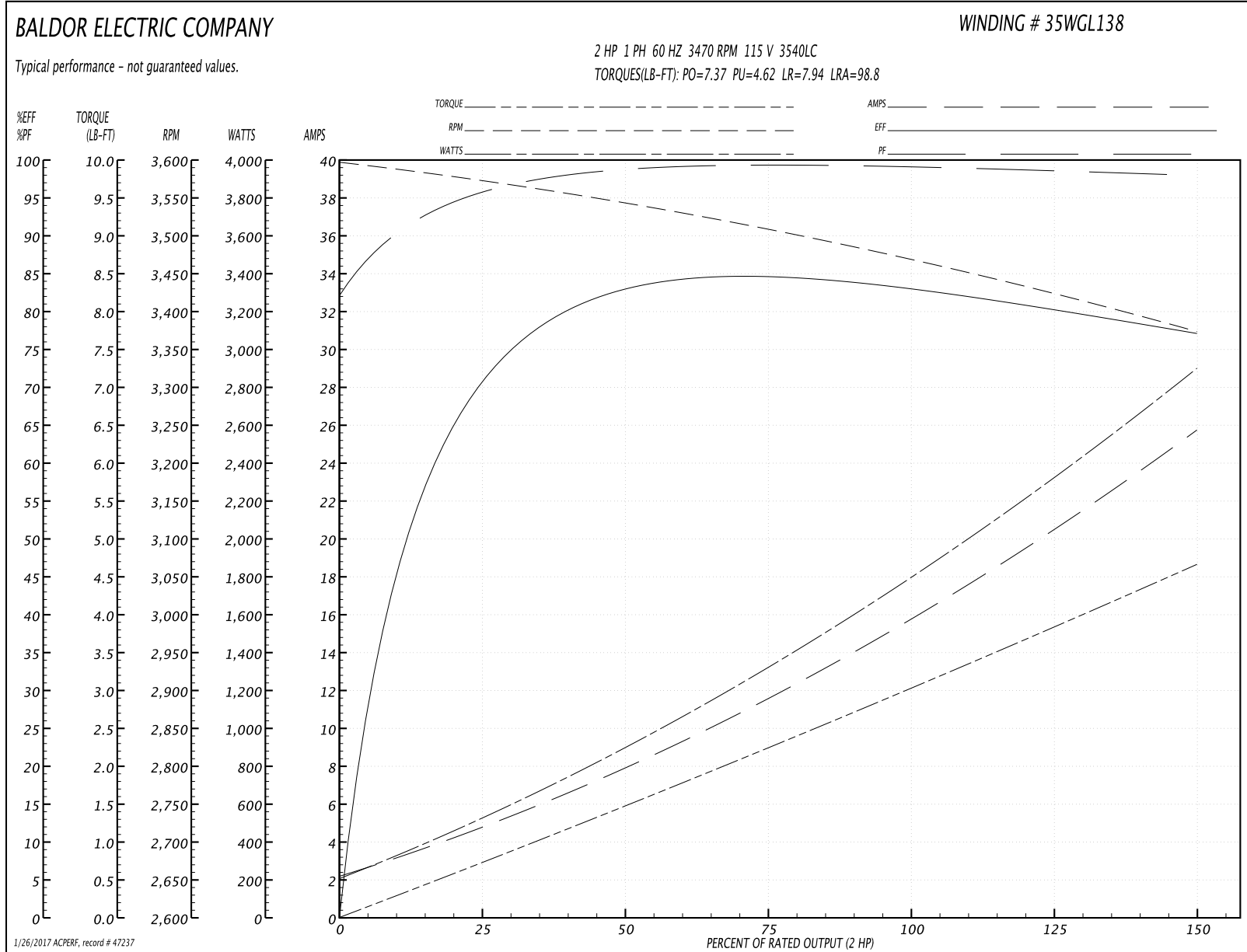
Winding: 35WGL138-R001	Type: 3540LC	Enclosure: OPEN
-------------------------------	---------------------	------------------------

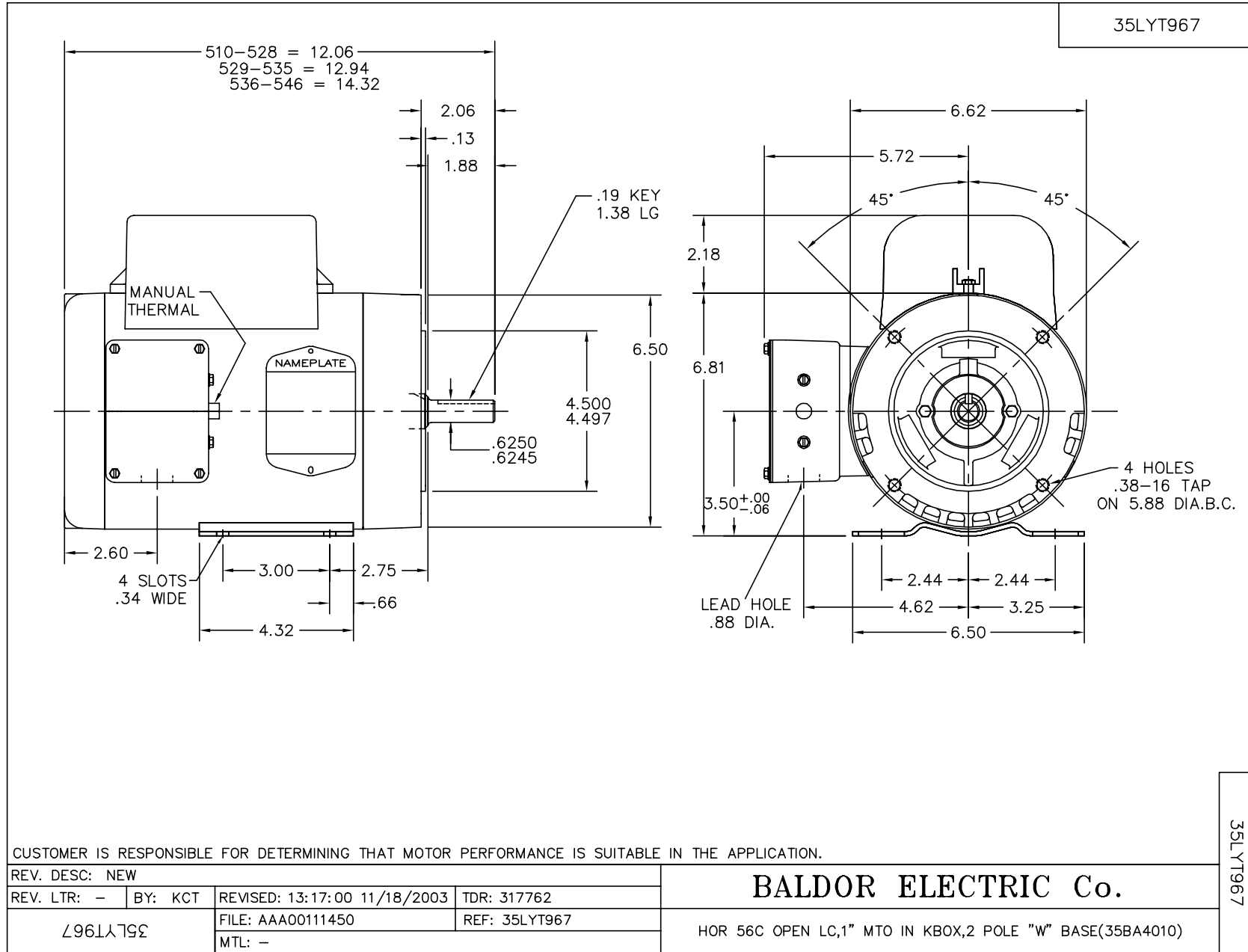
Nameplate Data				115 V, 60 Hz: Low Voltage Connection	
Rated Output (HP)	2			Full Load Torque	3.02 LB-FT
Volts	115/230			Start Configuration	direct on line
Full Load Amps	15.6/7.8			Breakdown Torque	7.37 LB-FT
R.P.M.	3470			Pull-up Torque	4.62 LB-FT
Hz	60	Phase	1	Locked-rotor Torque	7.94 LB-FT
NEMA Design Code	L	KVA Code	G	Starting Current	98.8 A
Service Factor (S.F.)	1.15			No-load Current	2.21 A
NEMA Nom. Eff.	82.9	Power Factor	99	Line-line Res. @ 25°C	0.28842 Ω A Ph 0.56941 Ω B Ph
Rating - Duty	40C AMB-CONT			Temp. Rise @ Rated Load	25°C
S.F. Amps				Temp. Rise @ S.F. Load	33°C

Load Characteristics 115 V, 60 Hz, 2 HP

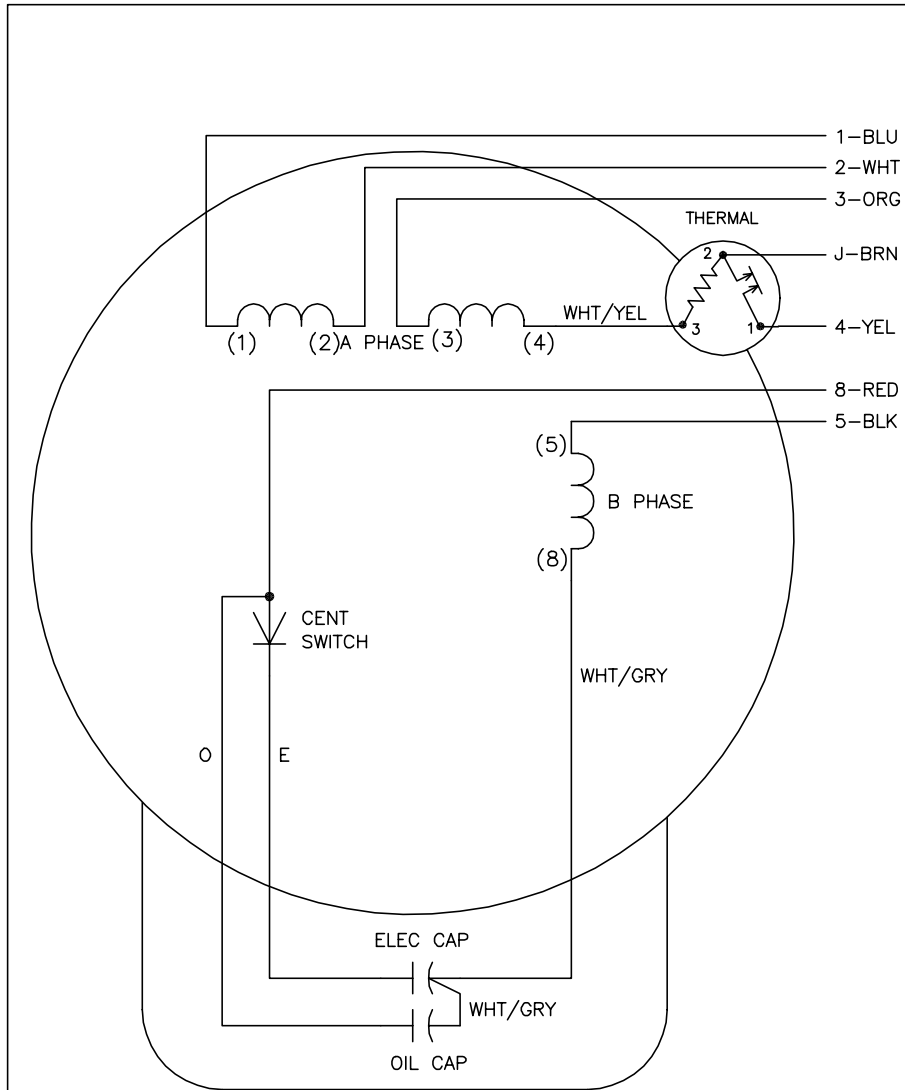
% of Rated Load	25	50	75	100	125	150	S.F.
Power Factor	97	100	100	99	99	98	99
Efficiency	71.3	82	84.1	83.5	80.6	76.8	81.8
Speed	3570.3	3542.6	3508.2	3472.2	3424.1	3372.2	3443
Line amperes	4.73	7.91	11.7	15.6	20.5	25.8	18.5

Performance Graph at 115V, 60Hz, 2.0HP Typical performance - Not guaranteed values





CD0320



	LINE A	LINE B	JOIN	JOIN
HIGH STD	1,8	4	2,3,5	J
HIGH OPP	1,5	4	2,3,8	J
LOW STD	1,3,8	4	-	2,J,5
LOW OPP	1,3,5	4	-	2,J,8

NOTES:

1. STANDARD ROTATION IS CCW FACING END OPPOSITE SHAFT EXTENSION.
2. MULTIPLE CAPACITORS ARE CONNECTED IN PARALLEL UNLESS OTHERWISE SPECIFIED.
3. LEAD COLORS ARE OPTIONAL. LEADS MUST ALWAYS BE NUMBERED AS SHOWN.

CD0320

REV. DESC: ADD INTERNAL CONNECTION TO HELP MANUFACTURING		
REV. LTR: G	VERSION: 01	TDR: 000000941594
FILE: \AAA\00007\422	REVISED: 02:21:00 08/28/2015	BY: ENALEMO
MTL: -	© □	

BALDOR

TYPE LC, DV, REV, THERMAL, B PH AMPS THRU HTR HVC, 7 LEAD

SH 1 of 1