

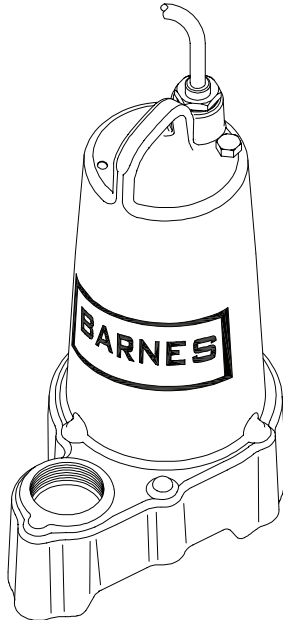
Series EP72X

3/4" Spherical Solids Handling
Manual & Automatic

BARNES®

www.cranepumps.com

Submersible Effluent Pumps



Series: EP72X
3/4HP, 3450RPM, 60Hz



DESCRIPTION:

PUMP IS DESIGNED FOR HANDLING SEWAGE EFFLUENT IN TYPICAL SEPTIC TANK/EFFLUENT APPLICATIONS.

Specifications:

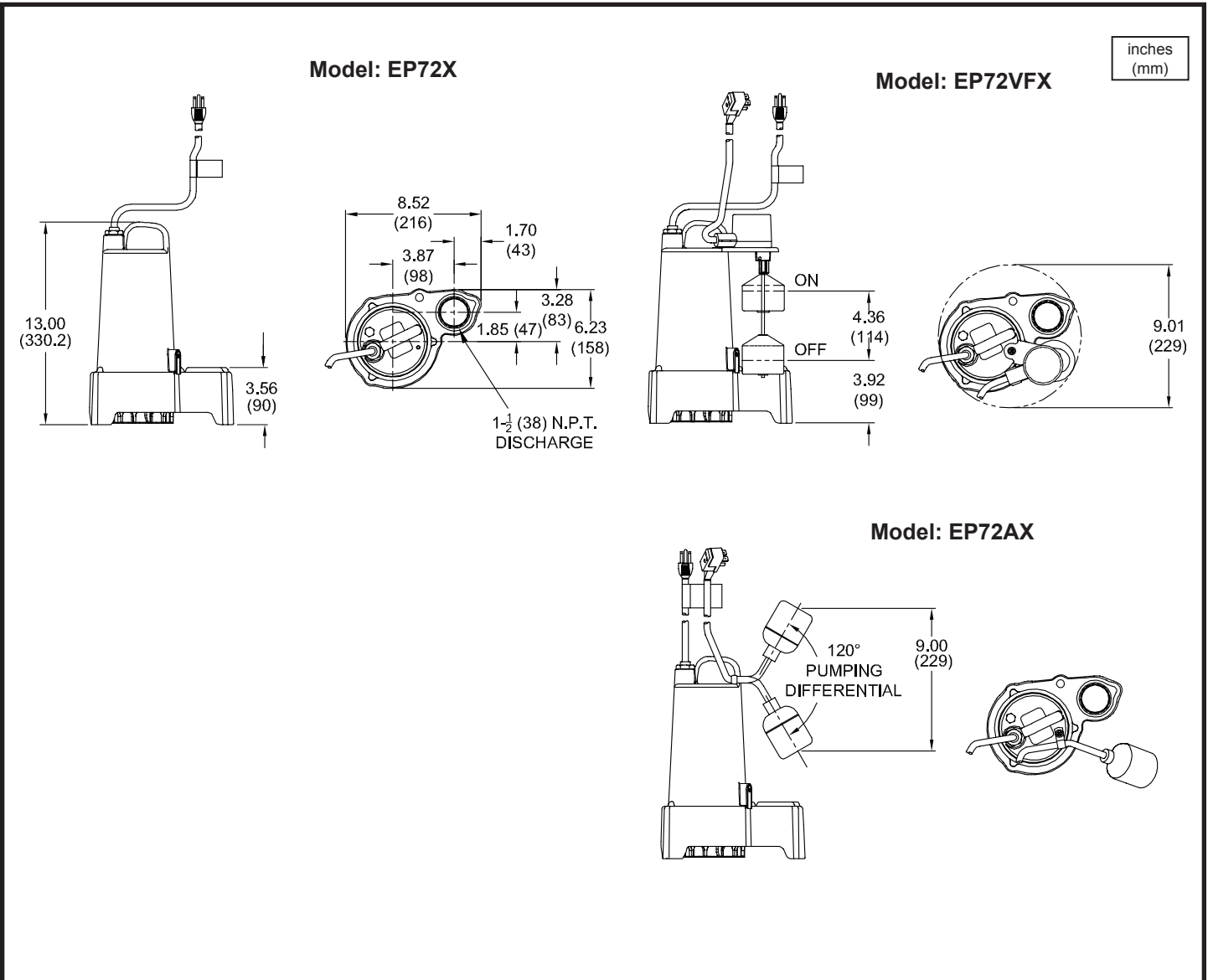
DISCHARGE	1½" NPT, Female, Vertical
LIQUID TEMPERATURE	104°F (40°C) Continuous
MOTOR HOUSING	Cast Iron
BODY & STRAINER	Thermoplastic
IMPELLER: Design	10 Vane vortex, with pump out vanes on back side. Balanced, ISO G6.3
<i>Material</i>	Cast Iron
SHAFT	Stainless Steel
O-RINGS	Buna-N
HARDWARE	300 Series Stainless Steel
PAINT	Air Dry Enamel
SEAL: Design	Single Mechanical, Type 21
<i>Material</i>	Carbon/Ceramic/Buna-N
	Hardware -300 Series Stainless
CORD ENTRY	20 ft. (6m) Quick connect cord with plug and pressure grommet for sealing and strain relief
UPPER BEARING	Single Row, Ball, Oil Lubricated
LOWER BEARING	Single Row, Ball, Oil Lubricated
MOTOR: Design	Oil Filled
<i>Insulation</i>	Class B
SINGLE PHASE	Permanent Split Capacitor (PSC). Includes thermal overload protection in motor
LEVEL CONTROL	
EP72X.....	None
EP72AX	Wide angle, Mechanical, 20 ft. (6m) cord with Piggy-Back plug
.....	
EP72VFX	Vertical float, PVC, snap action, 20 ft. (6m) cord with Piggy-Back plug
.....	
MINIMUM SUMP DIA:	
EP72AX	18" (457mm)
EP72X & EP72VXF	12" (305mm)

SECTION 3A
PAGE 28
DATE 5/09

CRANE
A Crane Co. Company

PUMPS & SYSTEMS

USA: (937) 778-8947 • Canada: (905) 457-6223 • International: (937) 615-3598



MODEL NO	PART NO	HP	VOLT/PH	Hz	RPM (Nom)	NEMA START CODE	FULL LOAD AMPS	CORD LENGTH	CORD SIZE	CORD TYPE
EP72X	119331	3/4	240/1	60	3450	A	4.3	20 ft. (6m)	16/3	SJTOW
EP72AX	119413	3/4	240/1	60	3450	A	4.3	20 ft. (6m)	16/3	SJTOW
EP72VFX	119414	3/4	240/1	60	3450	A	4.3	20 ft. (6m)	16/3	SJTOW

IMPORTANT !

- 1.) PUMP MAY BE OPERATED "DRY" FOR EXTENDED PERIODS WITHOUT DAMAGE TO MOTOR AND/OR SEALS.
- 2.) THIS PUMP IS NOT APPROPRIATE FOR THOSE APPLICATIONS SPECIFIED AS CLASS I DIVISION I HAZARDOUS LOCATIONS.
- 3.) INSTALLATIONS SUCH AS DECORATIVE FOUNTAINS OR WATER FEATURES PROVIDED FOR VISUAL ENJOYMENT MUST BE INSTALLED IN ACCORDANCE WITH THE NATIONAL ELECTRIC CODE ANSI/NFPA 70 AND/OR THE AUTHORITY HAVING JURISDICTION. THIS PUMP IS NOT INTENDED FOR USE IN SWIMMING POOLS, RECREATIONAL WATER PARKS, OR INSTALLATIONS IN WHICH HUMAN CONTACT WITH PUMPED MEDIA IS A COMMON OCCURRENCE.

Series EP72X

Performance Curve
3/4HP, 3450RPM, 60Hz

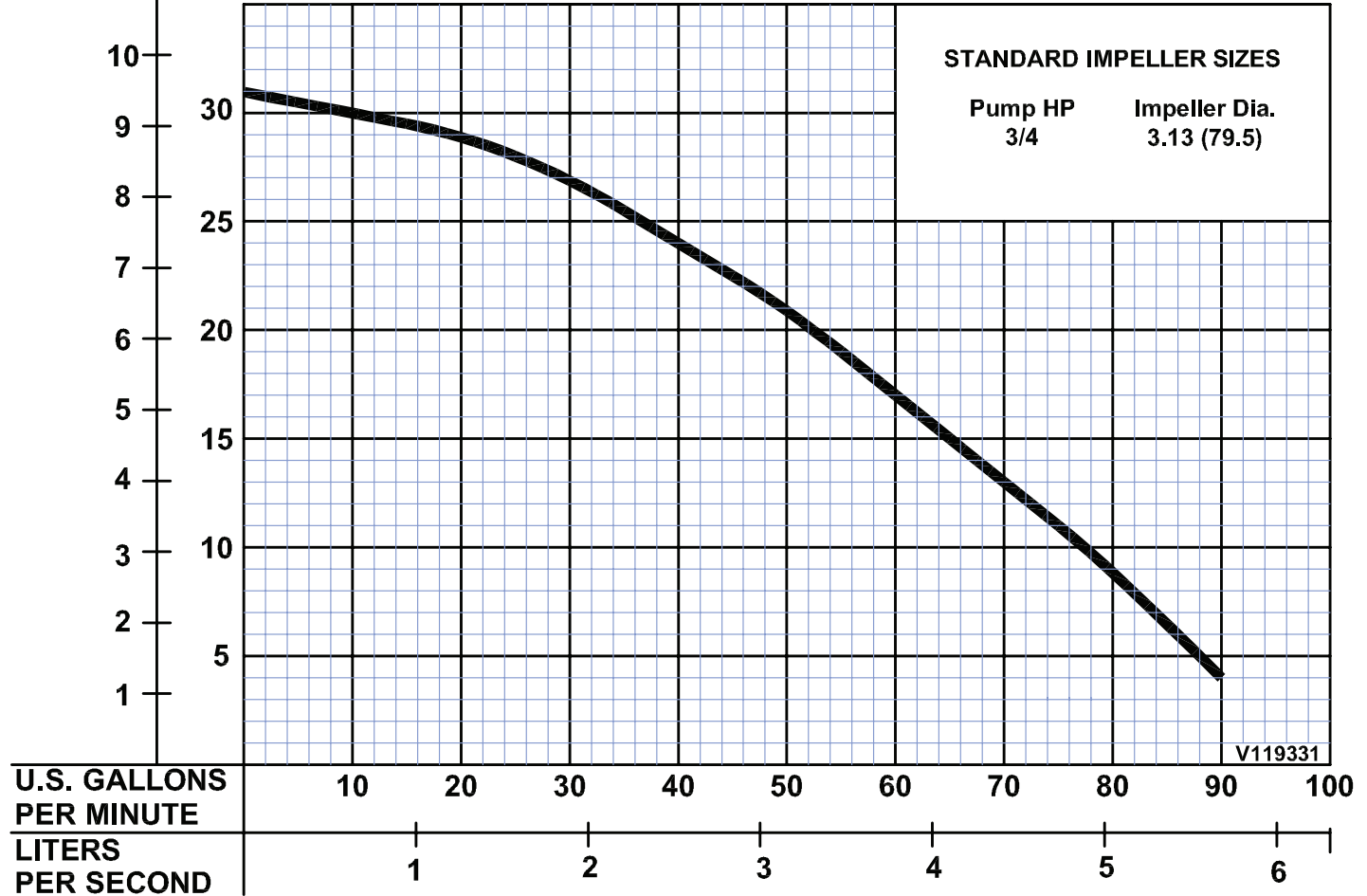
BARNES®

www.cranepumps.com

Submersible Effluent Pumps

TOTAL HEAD
METERS FEET

inches
(mm)



Testing is performed with water, specific gravity 1.0 @ 68° F @ (20°C), other fluids may vary performance

SECTION 3A
PAGE 30
DATE 11/04

CRANE®

A Crane Co. Company

PUMPS & SYSTEMS

USA: (937) 778-8947 • Canada: (905) 457-6223 • International: (937) 615-3598